

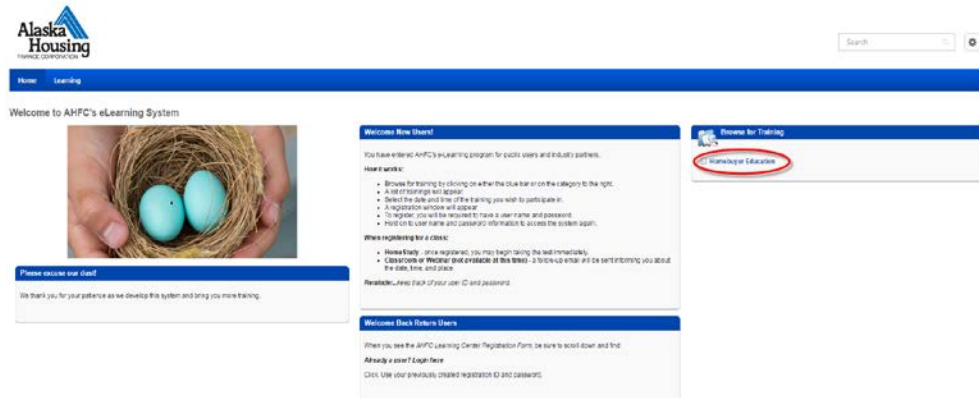
AHFC HomeStudy

Quick Online User Guide

Click here to visit our Online learning site

First page of the learning site.

Click in the far right column called *Homebuyer Education*.

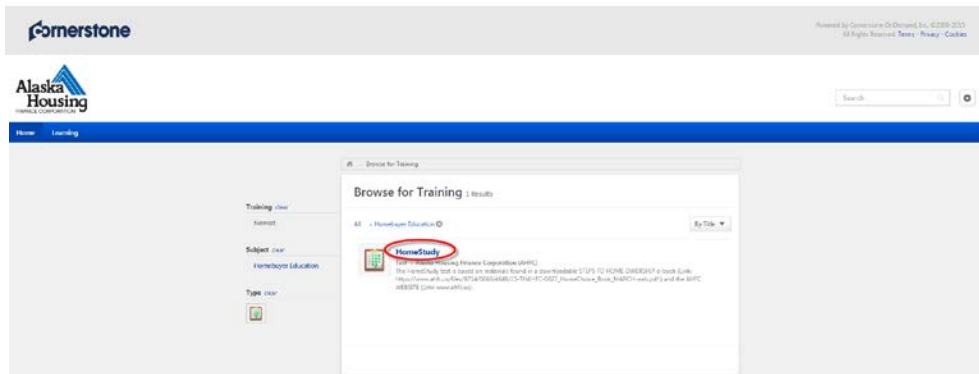


Browse for Training.

You should see HomeStudy as a course selection.

Review the helpful hint before moving forward.

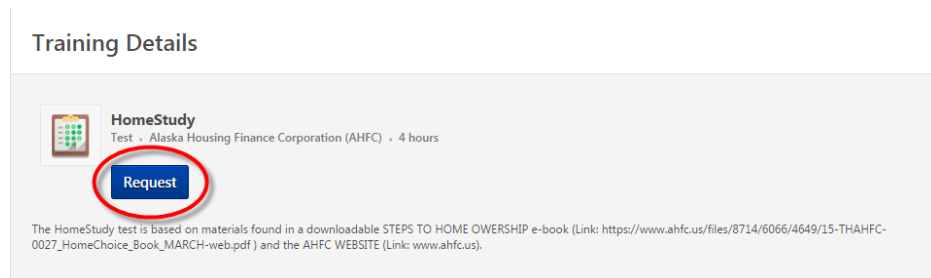
Click on *HomeStudy*.



Helpful Hint:
Use the links in the course description (above) to access the course materials.


Training Details will appear.

Click on *Request*.




You must register in the system before taking HomeStudy.


Areas of Interest: Click on

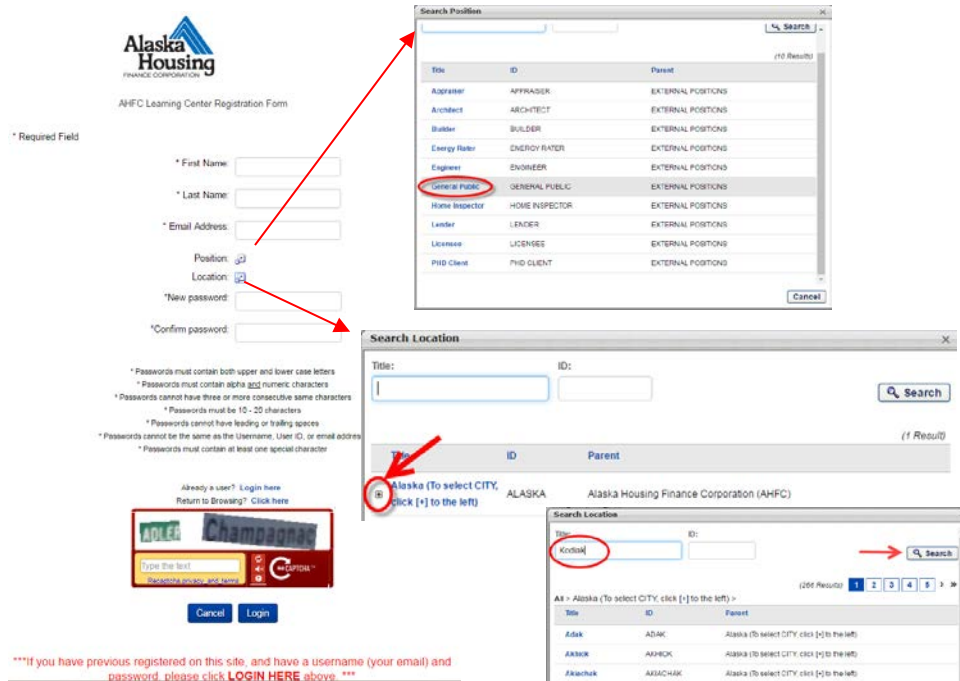
Position: 

Click on *General Public* in popup window.

Click on

Location: 

Click on  Search for your city, then click on your city.



Alaska Housing FINANCE CORPORATION
AHFC Learning Center Registration Form

* Required Field

* First Name:

* Last Name:

* Email Address:

Position:

Location:

*New password:

*Confirm password:

* Passwords must contain both upper and lower case letters
* Passwords must contain alpha and numeric characters
* Passwords cannot have three or more consecutive same characters
* Passwords must be 10-20 characters
* Passwords cannot have leading or trailing spaces
* Passwords cannot be the same as the Username, User ID, or email address
* Passwords must contain at least one special character

Already a user? [Login here](#)
Return to Browaing? [Click here](#)

Cancel Login

****If you have previous registered on this site, and have a username (your email) and password, please click [LOGIN HERE](#) above. ****

Search Position

Title	ID	Parent
Appraiser	APPRAISER	EXTERNAL POSITIONS
Architect	ARCHITECT	EXTERNAL POSITIONS
Builder	BUILDER	EXTERNAL POSITIONS
Energy Rater	ENERGY RATER	EXTERNAL POSITIONS
Engineer	ENGINEER	EXTERNAL POSITIONS
General Public	GENERAL PUBLIC	EXTERNAL POSITIONS
Home Inspector	HOME INSPECTOR	EXTERNAL POSITIONS
Lender	LENDER	EXTERNAL POSITIONS
Licenses	LICENSES	EXTERNAL POSITIONS
PHD Client	PHD CLIENT	EXTERNAL POSITIONS

Search Location

Title: ID:

(1 Result)

Title	ID	Parent
Alaska (To select CITY, click [+] to the left)	ALASKA	Alaska Housing Finance Corporation (AHFC)

Search Location

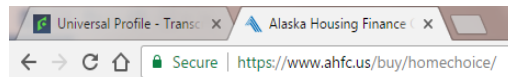
Title: ID:

(266 Results)

All > Alaska (To select CITY, click [+] to the left) >

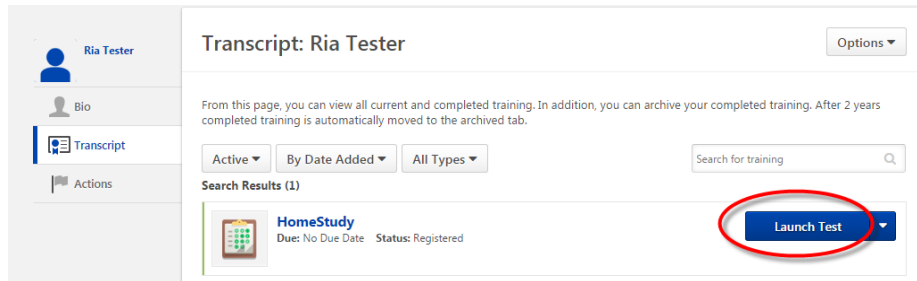
Title	ID	Parent
Adak	ADAK	Alaska (To select CITY, click [+] to the left)
AASOK	AASOK	Alaska (To select CITY, click [+] to the left)
Aktachuk	AKTACHUK	Alaska (To select CITY, click [+] to the left)

Be sure to keep track of your userid (email address) and password.
Open a separate internet tab to access the Steps to Homeownership:



Begin your test.

Click on *Launch Test*.




Ria Tester

Transcript: Ria Tester

From this page, you can view all current and completed training. In addition, you can archive your completed training. After 2 years completed training is automatically moved to the archived tab.

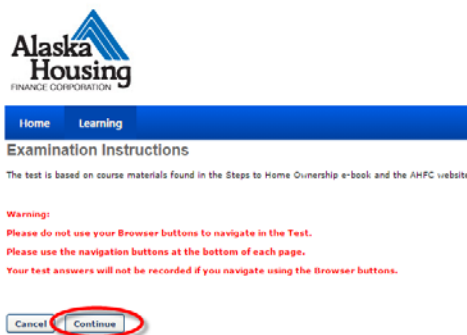
Active | By Date Added | All Types | Search for training

Search Results (1)

	HomeStudy Due: No Due Date Status: Registered	Launch Test
---	---	--------------------

Review the instructions and click *Continue* start taking the test.

You may save your answers and return to the test later if needed.



Alaska Housing FINANCE CORPORATION

Home Learning

Examination Instructions

The test is based on course materials found in the Steps to Home Ownership e-book and the AHFC website.

Warning:
Please do not use your Browser buttons to navigate in the Test.
Please use the navigation buttons at the bottom of each page.
Your test answers will not be recorded if you navigate using the Browser buttons.

Cancel Continue

During the test:

You may save your answers then return to the test later.



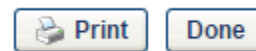
Or if you are done, click on *Summary*. This will give you one last time to do a Test Review before you submit the test for grading.

If you want to return to the test questions click on *Go to Section*.

If you are done, click on *Submit Final Answers*.

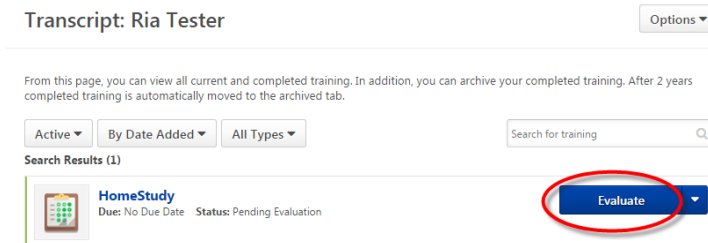


Your test will automatically be graded by the system and you will immediately see your results. You must pass with a minimum score of 80%. You may *Print* your results. To move forward, click *Done*.

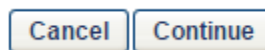


Before you can get your certificate, you must first evaluate the course.

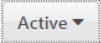
Click *Evaluate* to begin the course feedback.

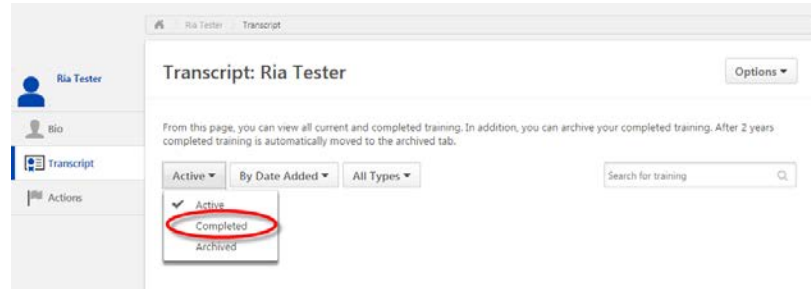


Once completing the feedback form, you may click *Continue* to move forward. Answer the questions. To complete the feedback form, you must click *Submit Final Answers*.



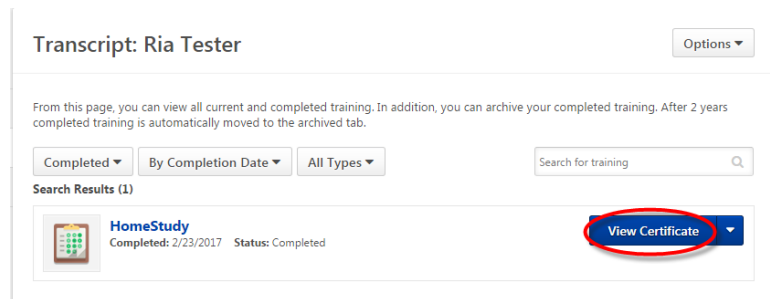
WARNING!
When you return to the Transcript page, the HomeStudy course will seem to have disappeared!

Click on the  dropdown menu and select *Completed*.



Now you may access your Certificate of Completion.

Click on *View Certificate*.



You can now print your certificate and hand it to your financing organization. The certificate is valid for two years from the completion date.

Congratulations! You have completed HomeStudy.

Lost your certificate? No problem. Simply log back into the system and go to Transcripts (Completed). You will have access to this certificate for two years, after which the course will be archived.

If you have any questions, please contact learning.support@ahfc.us.