

CONSOLIDATED HOUSING AND COMMUNITY DEVELOPMENT PLAN FOR ALASKA SFY2021 - 2025:

SFY 2024 (FFY2023) Consolidated Annual Performance and Evaluation Report

This Housing and Community Development planning process that started in September 2019 and was completed in May 2020, with the Alaska Housing Finance Corporation's (AHFC's) Board of Directors approval of the SFY 2021-2025 HCD Plan. This Plan identified Alaska's overall housing and community development needs and outlined a strategy to address those needs. A series of one-year action plans implements the five-year strategy of general principles and priorities. The State Fiscal Year 2024 (July 1, 2023 through June 30, 2024) Consolidated Annual Performance and Evaluation Report is the third implementation report of the five-year (SFY 2021 through SFY 2025) HCD Plan.

Table of Contents

CR-05 - Goals and Outcomes.....	3
CR-10 - Racial and Ethnic composition of families assisted	5
CR-15 - Resources and Investments 91.520(a)	5
CR-20 - Affordable Housing 91.520(b)	10
CR-25 - Homeless and Other Special Needs 91.220(d, e); 91.320(d, e); 91.520(c).....	12
CR-30 - Public Housing 91.220(h); 91.320(j).....	14
CR-35 - Other Actions 91.220(j)-(k); 91.320(i)-(j).....	23
CR-40 - Monitoring 91.220 and 91.230	30
CR-45 - CDBG 91.520(c)	34
CR-50 - HOME 91.520(d).....	34
CR-56 - HTF 91.520(h).....	43
CR-60 - ESG 91.520(g) (ESG Recipients only).....	44
CR-65 - Persons Assisted.....	47
CR-70 – ESG 91.520(g) - Assistance Provided and Outcomes.....	51
CR-75 – Expenditures.....	53

APPENDIX A – CDBG Closed Projects

APPENDIX B – CDBG Civil Rights and Technical Assistance

APPENDIX C – CDBG PR Reports

APPENDIX D – PR-03 – CDBG BOSMAC

APPENDIX E – Economic Opportunities for Low and Very Low-income Persons – Section 3 Report

APPENDIX F – Home Match Report

APPENDIX G – Public Comments

APPENDIX H – SAGE Report from Homeless Management Information System (HMIS)

CR-05 - Goals and Outcomes

Progress the jurisdiction has made in carrying out its strategic plan and its action plan.

91.520(a)

In 2024, in response to the FFY23 application cycle, the State awarded \$2,518,754 in funding to four municipalities for a variety of infrastructure and planning projects including power plant and bulk fuel storage concept, school roof replacement, construction of community hall and youth center, and improvements to power generations system. Once these projects are complete, we will provide a summary of the race and ethnicity of beneficiaries. The total maximum grant amount for which an applicant may apply is \$850,000.

Table 1: FFY23 CDBG Program Funding Committed			
UGLG	Activity	LMI%	Funding
City of Anvik	Electrical System Improvements	76.47%	\$850,000
City and Borough of Wrangell	Stikine Middle School Roof Replacement	52.8%	\$694,339
City of Nulato	Community Hall and Youth Center	71.93%	\$846,750
City of Golovin	Power Plant and Bulk Fuel Concept	87.77%	\$127,645

Please see Appendix A for CDBG Program Projects Closed during the FFY 2023 Program Year

Table 2- Accomplishments – Program Year & Strategic Plan to Date

HOME: Table 2 states only the number of new families added to the program in the SFY2024.

Comparison of the proposed versus actual outcomes for each outcome measure submitted with the consolidated plan and explain, if applicable, why progress was not made toward meeting goals and objectives. 91.520(g)

Categories, priority levels, funding sources and amounts, outcomes/objectives, goal outcome indicators, units of measure, targets, actual outcomes/outputs, and percentage completed for each of the grantee's program year goals.

As included in the Annual Action Plan, the ESG indicator for the Homeless Non-Housing Community Development category should be Number of Bed-nights provided in Homeless Facilities, not Overnight/Emergency Shelter/Transitional Housing Beds Added as included in the table above.

Assess how the jurisdiction's use of funds, particularly CDBG, addresses the priorities and specific objectives identified in the plan, giving special attention to the highest priority activities identified.

The State of Alaska's CDBG program utilizes a competitive application process in which DCCED is committed to making the program responsive to local community needs, especially as they relate to the low- and moderate-income (LMI) population in rural Alaska. The majority of CDBG funds targeted community development and planning activities which addressed health and safety needs.

For example, DCCED committed CDBG funds to one local government to address health and safety needs by constructing a power plant. DCCED committed CDBG funds to one local government to update their migration master plan to protect critical community infrastructure from natural disaster. Outcomes are units are the number of communities served.

CR-10 - Racial and Ethnic composition of families assisted

Describe the families assisted (including the racial and ethnic status of families assisted).

91.520(a)

	CDBG	HOME	ESG	HTF
White	418	10	391	6
Black or African American	19	0	44	1
Asian	5	0	105	0
American Indian or American Native	626	0	394	0
Native Hawaiian or Other Pacific Islander	13	0	17	0
Total	1081	10	951	7
Hispanic	0	0	20	1
Not Hispanic	1081	14	971	6

Table 3 – Table of assistance to racial and ethnic populations by source of funds

Narrative

HOME: Data reflects heads of household. 66 households received HOME assistance in State fiscal year 2024. Approximately 94%% of those served, are Caucasian while the remaining was Black or African American.

HTF: Data reflects heads of household. 7 households received HTF assistance in State fiscal year 2024. 85% % of those served were Caucasian and 15% were Black or African American.

ESG – HUD updates have increased the self-reporting options for race and ethnicity categories for households. An additional 13 participants identified as North African or Middle Eastern, 149 participants identified as more than one race/ethnicity, 2 declined to answer and 37 had incomplete data. The total number of individuals served is 1172.

CR-15 - Resources and Investments 91.520(a)**Identify the resources made available**

Source of Funds	Source	Resources Made Available	Amount Expended During Program Year
CDBG	public - federal	\$5,395,964	\$2,518,754
HOME	public - federal	\$6,000,039	\$1,772,906
ESG	public - federal	\$515,503	\$234,101
HTF	public - federal	\$6,048,846.23	\$2,077,895

Table 4 - Resources Made Available

Narrative:

Although the State of Alaska's CDBG program is available to LMI populations in the entire state (outside of the entitlement community of Anchorage), it generally targets rural Alaska due to the greater need for resources and the higher concentration of LMI residents.

Identify the geographic distribution and location of investments

Target Area	Planned Percentage of Allocation	Actual Percentage of Allocation	Narrative Description
Balance of State	100	100	Public Facility and Infrastructure were improved in rural Alaska

Table 5 – Identify the geographic distribution and location of investments

Narrative:

Although the State of Alaska's CDBG program is available to LMI populations in the entire state (outside of the entitlement community of Anchorage), it generally targets rural Alaska due to the greater need for resources and the higher concentration of LMI residents.

Explain how federal funds leveraged additional resources (private, state and local funds), including a description of how matching requirements were satisfied, as well as how any publicly owned land or property located within the jurisdiction that were used to address the needs identified in the plan.

Each municipality provided a match to complete the CDBG project either by private, state, local funds and other federal funding. The sources of all matching funds were identified and documented.

Every sub-recipient of ESG funds provided match funds to support the program through state, local funds, and other federal funding totaling \$492,658.57. Grantees accessed new funding supports such as FEMA funding, PPP loans and other disaster recovery funding.

AHFC has a total of \$30,937,048.55, in match that will be carried over to the next State fiscal year; this total amount includes both restricted and unrestricted match. Matching contributions made in excess of the match liability may be carried forward as match credit toward meeting the match liability incurred in future years.

No publicly owned land has been used toward the needs identified in the plan.

Fiscal Year Summary – HOME Match	
1. Excess match from prior Federal fiscal year	\$30,040,414.98
2. Match contributed during current Federal fiscal year	\$492,658.57
3. Total match available for current Federal fiscal year (Line 1 plus Line 2)	\$30,533,073.55
4. Match liability for current Federal fiscal year	\$20871.39
5. Excess match carried over to next Federal fiscal year (Line 3 minus Line 4)	\$30,330,202.16

Table 61 – Fiscal Year Summary - HOME Match Report

Match Contribution for the Federal Fiscal Year								
Project No. or Other ID	Date of Contribution	Cash (non-Federal sources)	Foregone Taxes, Fees, Charges	Appraised Land/Real Property	Required Infrastructure	Site Preparation, Construction Materials, Donated labor	Bond Financing	Total Match
Please see Appendix F for a complete list of Match Contributions for the Federal Fiscal Year 2023								

Table 7 – Match Contribution for the Federal Fiscal Year

HOME MBE/WBE report

Program Income – Enter the program amounts for the reporting period				
Balance on hand at beginning of reporting period \$	Amount received during reporting period \$	Total amount expended during reporting period \$	Amount expended for TBRA \$	Balance on hand at end of reporting period \$
\$318,288.56	\$253,005.28	\$161081.31	\$0.00	\$410,262.53

Table 8 – Program Income

Minority Business Enterprises and Women Business Enterprises – Indicate the number and dollar value of contracts for HOME projects completed during the reporting period						
	Total	Minority Business Enterprises				White Non-Hispanic
		Alaskan Native or American Indian	Asian or Pacific Islander	Black Non-Hispanic	Hispanic	
Contracts						
Number	0	0	0	0	0	0
Dollar Amount	\$0	\$0	\$0	\$0	\$0	\$0
Sub-Contracts						
Number	0	0	0	0	0	0
Dollar Amount	\$0	\$0	\$0	\$0	\$0	\$0
	Total	Women Business Enterprises	Male			
Contracts						
Number	0	0	0			
Dollar Amount	\$0	\$0	\$0			
Sub-Contracts						
Number	0	0	0			
Dollar Amount	\$0	\$0	\$0			

Table 9 - Minority Business and Women Business Enterprises

Minority Owners of Rental Property – Indicate the number of HOME assisted rental property owners and the total amount of HOME funds in these rental properties assisted						
	Total	Minority Property Owners				White Non-Hispanic
		Alaskan Native or American Indian	Asian or Pacific Islander	Black Non-Hispanic	Hispanic	
Number	0	0	0	0	0	0
Dollar Amount	\$0	\$0	\$0	\$0	\$0	\$0

Table 10 – Minority Owners of Rental Property

Relocation and Real Property Acquisition – Indicate the number of persons displaced, the cost of relocation payments, the number of parcels acquired, and the cost of acquisition						
Parcels Acquired		0	0			
Businesses Displaced		0	0			
Nonprofit Organizations Displaced		0	0			
Households Temporarily Relocated, not Displaced		0	0			
Households Displaced	Total	Minority Property Enterprises				White Non-Hispanic
		Alaskan Native or American Indian	Asian or Pacific Islander	Black Non-Hispanic	Hispanic	
Number	0	0	0	0	0	0
Cost	\$0	\$0	\$0	\$0	\$0	\$0

Table 2 – Relocation and Real Property Acquisition

CR-20 - Affordable Housing 91.520(b)

Evaluation of the jurisdiction's progress in providing affordable housing, including the number and types of families served, the number of extremely low-income, low-income, moderate-income, and middle-income persons served.

	One-Year Goal	Actual
Number of Homeless households to be provided affordable housing units	13	2
Number of Non-Homeless households to be provided affordable housing units	100	4
Number of Special-Needs households to be provided affordable housing units	30	11
Total	143	17

Table 3 – Number of Households

	One-Year Goal	Actual
Number of households supported through Rental Assistance	65	10
Number of households supported through The Production of New Units	23	0
Number of households supported through Rehab of Existing Units	15	0
Number of households supported through Acquisition of Existing Units	40	7
Total	65	17

Table 13 – Number of Households Supported

Discuss the difference between goals and outcomes and problems encountered in meeting these goals.

Table 11 and 12 report figures for Rental Housing Development, homebuyer assistance, homeowner development, and rental assistance.

Most rental properties funded through HOME Investment Partnership are new construction proposals. While rehabilitation is an eligible activity under the HOME program, rehabilitation projects are infrequent. The rehabilitated units were funded through non-competitive Tax Exempt Bond/ LIHTC allocations.

Discuss how these outcomes will impact future annual action plans.

The outcomes from the current year corroborate the projections made at the start of the plan. If funding levels remain stable, we expect this year's outcomes to carry forward into future years in kind. The consequence from this year's outcomes is expected to be unchanged outcomes / projections for the next year.

Include the number of extremely low-income, low-income, and moderate-income persons served by each activity where information on income by family size is required to determine the eligibility of the activity.

	TBRA	Rental Development	HOP	HDP	Total
Extremely Low-income	0	8	0	0	8
Low-income	0	9	0	0	9
Moderate- income	0	0	0	0	0
Total	0	17	0	0	17

Number of Households Served	CDBG Actual	HOME Actual	HTF Actual
Extremely Low-income	0	1	7
Low-income	0	9	0
Moderate-income	0	0	0
Total	0	10	0

Table 4 – Number of Households Served

Narrative Information

In SFY 2024 TBRA accounts were mostly funded by an agreement between State agencies. Four rental projects containing HOME funds were completed in SFY 2024. HOP and HDP continue to be valuable paths to homeownership for low and moderate income households. No HDP projects were completed in SFY 2024.

Three HOME projects included HTF funding and another include HTF alone, which demonstrate the State's continued success in completing HTF assisted units. Eight homeless set-aside rental units were completed this year, just not in projects containing HOME or HTF funds.

CR-25 - Homeless and Other Special Needs 91.220(d, e); 91.320(d, e); 91.520(c)

Evaluate the jurisdiction's progress in meeting its specific objectives for reducing and ending homelessness through:

Reaching out to homeless persons (especially unsheltered persons) and assessing their individual needs

Through the Emergency Solutions Grant and State funded Homeless Assistance Program, Alaska Housing Finance Corporation (AHFC) partners with homeless service providers to conduct outreach efforts to persons experiencing homelessness. In addition, AHFC assists local homeless coalitions and the Alaska Coalition on Housing and Homelessness to conduct outreach activities to homeless persons through projects such as the Point-In-Time Count and Project Homeless Connect. The state continues to coordinate with Alaska 2-1-1 to ensure that persons in need are connected to appropriate services. In FFY21, annual Project Homeless Connect events and other in-person services were suspended due to COVID-19. Grantees adapted their businesses to be able to provide web-based services and assisted in distributing over \$10 million dollars in emergency rental relief and other housing assistance.

Addressing the emergency shelter and transitional housing needs of homeless persons

The State uses a combination of federal and state resources to ensure that no person experiencing homelessness is forced to sleep in a place not meant for human habitation. Alaska uses the maximum amount of ESG funds allowable to help shelters meet their operating costs. Funding to adequately staff and operate emergency shelters and transitional housing facilities is also a high priority for the State's Basic Homeless Assistance Program (BHAP). Data from the Alaska Homeless Management Information System (AKHMIS) reports that 6,211 individuals received at least one service during the previous year for BHAP or ESG-funded assistance in AK-501, in FY23. Of those individuals, 2,300 or 37 percent received emergency shelter assistance.

Helping low-income individuals and families avoid becoming homeless, especially extremely low-income individuals and families and those who are: likely to become homeless after being discharged from publicly funded institutions and systems of care (such as health care facilities, mental health facilities, foster care and other youth facilities, and corrections programs and institutions); and, receiving assistance from public or private agencies that address housing, health, social services, employment, education, or youth needs

Alaska Housing Finance Corporation provides funding through the Basic Homeless Assistance Program (BHAP) provides direct financial assistance with rent, mortgage, and utility arrearages for low-income individuals and families threatened by homelessness.

In FY23, the final properties under contract in the 811 Project-Based Rental Assistance project opened, a total of 76 units are providing permanent supportive housing to extremely low-income households in Mat-Su, Anchorage and Juneau. These units are permanent supportive housing providing rental assistance and access to housing stability supports.

The State incentivizes agencies that apply for funding by awarding significant points to those that endeavor to ensure that homeless persons are receiving assistance from public and private agencies that address housing, health, social services, employment, education, or youth needs. The State also coordinates through the Alaska Council on the Homeless and the Alaska Coalition on Housing & Homelessness on activities and programs that more effectively connect homeless persons to those support connections. In FFY23, 22 percent of program participants increased their income at exit, compared to 2 percent in FFY 20. 990 persons left emergency shelter or transitional housing. 217 of those individuals left for an unknown destination. Of the individuals whose exit destination is known, 54 percent exited to stable temporary or permanent housing.

Due to the eviction moratorium, Homeless Prevention and Rapid Rehousing programs shifted slightly to address households who were significantly behind on rent or utility payments but had not received an eviction notice.

Helping homeless persons (especially chronically homeless individuals and families, families with children, veterans and their families, and unaccompanied youth) make the transition to permanent housing and independent living, including shortening the period of time that individuals and families experience homelessness, facilitating access for homeless individuals and families to affordable housing units, and preventing individuals and families who were recently homeless from becoming homeless again

The State uses a combination of federal and state resources to rapidly re-house and stabilize persons experiencing homelessness, especially chronically homeless individuals & families, families with children, veterans and their families and unaccompanied youth. ESG-funded medium-term rental assistance, VASH vouchers for homeless veterans, state-funded permanent housing placement programs, and properties funded under the Special Needs Housing Grant (SNHG) are some of the examples of resources that are utilized to shorten the period that individuals and families experience homelessness.

In FFY22 the average length of time a person was homeless in AK 501 was 96.51 days, an increase of 30.51 days from FFY21. Emergency funding was made available for noncongregant shelters, allowing persons to access hotel rooms or other semi-private housing for an extended period. As the state grappled with a lack of rental vacancies at any price and a continued housing crisis, housing placement continued at a slower pace. Despite these factors, only 22 percent of individuals returned to homelessness within 2 years, compared to 26 percent in FFY21, the housing stabilization services provided by AHFC grantees helped vulnerable households remain safely in their homes despite external factors.

Actions taken to enhance coordination between public and private housing and social service agencies. 91.220(k); 91.320(j)

AHFC staff participated in most subcommittees of the State of Alaska People First Initiative addressing housing inequality, services for survivors of interpersonal violence, and data quality. Additionally, staff participated in the AKHMIS Steering committee, local coalition meetings, and regular participation in training and activities with the Alaska Coalition to End Homelessness and emergency operations groups in various communities.

CR-30 - Public Housing 91.220(h); 91.320(j)

Actions taken to address the needs of public housing

AHFC is the State of Alaska's only Public Housing Authority. In our balance of state programs, AHFC owns/manages 933 rental units and administers 1,978 vouchers. In addition to these vouchers, AHFC has another 548 HUD funded special purpose and project-based vouchers that are available in select communities. Under these vouchers, AHFC serves the following vulnerable populations:

1. Emergency Housing Voucher Program- This direct referral program offers 55 vouchers to individuals and families who are homeless, at-risk of homelessness, fleeing or attempting to flee domestic violence, dating violence, sexual assault, stalking, or human trafficking, or were recently homeless or have a high risk of housing instability. AHFC partners with the Alaska Coalition on Housing and Homelessness to target this population. The family determines in which Alaska community the voucher is used.
2. Foster Youth to Independence Initiative Voucher Program – This direct referral program offers 22 vouchers to youth aging out of foster care who are homeless or at risk of homelessness. AHFC partners with the State of Alaska Department of Health to target this population. The family determines in which AHFC voucher community the voucher is used.
3. Mainstream Voucher Program – This direct referral program offers 85 vouchers to non-elderly disabled persons who are homeless, at risk of homelessness, transitioning out of an institution, or at risk of institutionalization. AHFC partners with the State of Alaska Department of Health and Social Services to target this vulnerable population. The family determines in which AHFC voucher community the voucher is used.
4. Non-Elderly Disabled Voucher Program – this program offers 45 vouchers to a family whose head, spouse, or co-head of household is a non-elderly person with a disability. Families interested in these vouchers must apply to the Fairbanks voucher waiting list. The family may then move or port these vouchers depending on their residency status at the time of issuance.
5. Project-Based Vouchers – AHFC provides project-based voucher funding to the MainTree Apartments to encourage development and retention of affordable housing units. There are 10

units specifically targeted to persons with developmental disabilities; bedroom sizes range from one to two and are reserved for persons with disabilities.

6. Stability Voucher – a partnership with the Alaska Coalition on Housing and Homelessness offers 10 vouchers for families experiencing or at-risk of homelessness, those fleeing or attempting to flee domestic violence, dating violence, sexual assault, stalking, human trafficking, and veterans and families that include a veteran family member that meets one of the proceeding criteria.
7. Veterans Affairs Supportive Housing Program – a partnership with the Alaska VA Healthcare System. This direct referral program offers 166 vouchers to homeless veterans in the communities of Fairbanks, Juneau, the Matanuska-Susitna Borough, and the Kenai/Soldotna area. The family determines in which AHFC voucher community the voucher is used.

In addition to these programs, AHFC also offers the following special purpose voucher programs in the balance of State (all areas excluding the Municipality of Anchorage):

1. Empowering Choice Housing Program – a partnership with the State of Alaska Council on Domestic Violence and the Alaska Network on Domestic Violence and Sexual Assault. This direct referral program offers 139 vouchers to families displaced by domestic violence. Families must be referred by our partner, the Alaska Network on Domestic Violence and Sexual Assault (ANDVSA). This program is available in every AHFC Housing Choice Voucher Program location. For those locations without a voucher program, AHFC offers preferred placement on its Public Housing Program waiting list to those families referred by ANDVSA member agencies.
2. Mainstream 811 Voucher Program – This direct referral program offers 10 vouchers to non-elderly disabled persons who are homeless, at risk of homelessness, transitioning out of an institution, or at risk of institutionalization. AHFC partners with the State of Alaska Department of Health to target this vulnerable population. The family determines in which AHFC voucher community the voucher is used.
3. Making A Home Program – a partnership with the State of Alaska Office of Children’s Services. This direct referral program offers 10 vouchers to youth aging out of foster care. This program began in November 2012, is limited to 36 months of rental assistance, and is available in every AHFC voucher community.
4. Moving Home Program – a partnership with the State of Alaska Department of Health. This direct referral program offers 80 vouchers to persons with a disability. Vouchers are reserved for families in which the head of household, co-head, or spouse is a person with a disability (see Impediment Three for a full description).

5. New Start Voucher Program – a partnership with the Stabilization and Recovery Program offers 400 vouchers to families approaching the end of assistance on the Stabilization and Recovery Program. The application period is currently closed.
6. Returning Home – a partnership with the State of Alaska Department of Corrections (DOC). This direct referral program offers 50 vouchers to persons under a DOC supervision requirement. This program began in November 2009, is limited to 24 months of rental assistance, and is available in every AHFC voucher community.
7. Sponsor-Based Rental Assistance: This housing option provides funding to private developments under contract with Alaska Housing. Sponsor-Based Rental Assistance is tied to a specific unit and cannot move to another location.
 - a. Forget-Me-Not Manor, Juneau – a partnership with the Juneau Housing First Collaboration offers 56 sponsor-based vouchers under a Housing First model.
 - b. Bridgeway Community Housing, Wasilla – a partnership with Valley Residential Services offers 35 units of supportive housing for persons experiencing homelessness.
 - c. Atsaq Place, Bethel – a partnership with Bethel Winter House offers 24 units of supportive housing for persons experiencing chronic homelessness.
 - d. Home Plate, Nome – a partnership with Nome Community Center offers 15 units for persons experiencing chronic homelessness.
 - e. The Meadows, Fairbanks – offers 18 accessible, ranch-style units for seniors.

AHFC was admitted to the HUD Moving to Work Demonstration program in 2008. Under activity 2014-1 Reasonable Rent and Family Self-Sufficiency Initiative, AHFC divides its Housing Choice Voucher and Public Housing families into three distinct categories:

- Classic Program – these are families in which all adult household members are either 62 years of age or older or a person with a disability. These families contribute 28.5 percent of gross monthly income toward rent and receive an examination every three years.
- Step Program – these are families that have a “work-able” adult in the household. These families are on a “stepped” subsidy schedule.
 - Year 1 – families contribute 28.5 percent of monthly income toward rent.
 - Year 2 – AHFC pays 60 percent of the payment standard or contract rent; families contribute the balance.
 - Year 3 – AHFC pays 50 percent of the payment standard or contract rent; families contribute the balance.
 - Year 4 – AHFC pays 40 percent of the payment standard or contract rent; families contribute the balance.
 - Year 5 – AHFC pays 30 percent of the payment standard or contract rent; families contribute the balance.
 - Year 6 – families are responsible for the full rent of their unit.
- Set-aside Program – these families are participating in a variety of traditional HUD and special purpose voucher programs (such as those mentioned above). These programs may have time limits or specialized calculation methods.

To help families participating in the Step Program meet their increased rent responsibility, AHFC expanded its existing Family Self-Sufficiency Program and renamed it Jumpstart. Jumpstart provides case management and counseling to families to increase family income from employment and decrease dependence on housing assistance.

1. Jumpstart officially began on November 1, 2015 and continues to develop key partnerships with State agencies, service providers, and nonprofits to provide necessary resources.
2. Jumpstart is an integral part of AHFC's hardship process, Bridge and Step Extension. The Bridge Process is available to families that experience a financial hardship. Jumpstart staff counsel families and provide them with resources to ameliorate their financial difficulties.
3. In FY2023, Jumpstart paid \$252,966 in financial incentives to families. The following is a listing by category of the incentives paid.
 - a. Educational Rewards: paid \$6,400 to 19 individuals
 - b. Savings Match: paid \$22,245 to 27 families
 - c. Tuition Payments: paid \$107,501 to 67 individuals
 - d. Work Rewards: paid \$15,750 to 62 individuals
 - e. Support Services: paid \$101,070 to 384 individuals

Actions taken to encourage public housing residents to become more involved in management and participate in homeownership

AHFC promotes resident involvement in Public Housing activities through both a Resident Advisory Board (RAB) and Resident Councils. The purpose of AHFC's RAB is to provide advice and comment to AHFC on proposed operations, the annual Moving to Work Plan, proposed construction activities, and other items of interest to AHFC's public housing and housing choice voucher clients. The RAB is composed of eleven members, and AHFC conducted four quarterly meetings in FY2024. Minutes and comments received during meetings are reported to AHFC's Board of Directors.

AHFC also encourages the formation of Resident Councils at its Public Housing sites. The purpose of a Council is to encourage resident participation in the quality of life at their complex. All residents that elect to have a Council have opportunities to improve and/or maintain a suitable, safe, and positive living environment through participation in the Council.

AHFC maintains a staff person designated to assist in the formation, development, and educational and technical assistance needs of a Council. Members are encouraged to conduct regular meetings, discuss

resident concerns, and provide feedback to AHFC management on any issues affecting residents in the apartment communities.

Homeownership:

AHFC currently has 12 homeowners receiving assistance for homeownership under a monthly assistance plan. AHFC suspended applications for this program in 2008 and the Board of Directors approved the permanent closure on March 9, 2011. AHFC does not plan to re-visit this program in its current form. Staff are investigating alternate methods of encouraging this activity. Further development of this activity will be tied to future leasing rates and available funds.

Actions taken to provide assistance to troubled PHAs

AHFC is a statewide Public Housing Authority and is routinely rated as a High Performing Agency by the U.S. Department of Housing and Urban Development.

Actions taken to reduce the number of poverty-level families. 91.220(k); 91.320(j)

AHFC entered into a Moving To Work Agreement (MTW Agreement) with the US Department of Housing and Urban Development (HUD). MTW is a demonstration program authorized by Congress that gives AHFC the flexibility to waive certain statutes and HUD regulations to test approaches for providing housing assistance. A waiver of statutory or regulatory language must address at least one of three goals:

- Reduces cost and achieves greater cost effectiveness in Federal expenditures;
- Gives incentives to families with children whose heads of household are either working, seeking work, or are participating in job training, educational or other programs that assist in obtaining employment and becoming economically self-sufficient; and,
- Increases housing choices for low-income families.

For a comprehensive review of MTW programs nationwide, please visit the HUD website at: www.ahfc.us/tenants/resources/mtw-plans-and-reports. Please also visit the AHFC website to view the full text of the Moving to Work Program Annual Plan at the same address.

AHFC provides incentives to applicants for development funding to locate affordable housing in mixed-income properties and relatively affluent neighborhoods to promote choice. Further incentives are provided in construction programs (the rural professional housing program and the GOAL program) to establish employment opportunities for low- to moderate-income persons during the capital construction process to gain marketable skills.

Actions taken to develop institutional structure. 91.220(k); 91.320(j)

Across Alaska, organizational capacity for the effective delivery of housing and community development programs is unevenly distributed. Many communities, particularly in rural areas, lack the organizational capacity to effectively implement projects using the multitude of housing and community development

programs available. The involvement of several agencies and a variety of funding programs in a single project usually complicates the development process, and places additional demands on the project sponsor.

AHFC sponsors fair housing and provides technical assistance to grantees and property owners on affirmatively furthering fair housing through plans and property operations. In SFY 2020, two one-day in person trainings were provided for GOAL and THHP applicants.

AHFC created a series of short training videos about grant compliance. These online videos provide guidance on allowable expenses for supportive housing grants, documentation requirements, and other compliance topics.

AHFC hosts and cosponsors various Alaska Training Events each year and offers scholarships to approved trainings and conferences for eligible attendees. Participants are expected to document the objectives that will be achieved through attendance at a specific training activity.

In the future, activities will be available to other providers and/or the general public on a space-available basis on topics such as Fair Housing/Section 504 that affect a broad spectrum of Alaskan providers. AHFC also plans training events in coordination with training activities hosted by other groups, such as HUD or the community based homeless coalitions, to maximize training resources and training availability.

The State of Alaska will continue to hold one application workshop and one management workshop to awarded grantees each year. The applications cover specific environmental review, civil rights, Davis-Bacon and other CDBG program requirements. In addition the State provides manuals, technical assistance, and templates to develop institutional structure.

Actions taken to enhance coordination between public and private housing and social service agencies. 91.220(k); 91.320(j)

- The State of Alaska hosted its own trainings by contracting with experienced housing trainers.
- AHFC participated in all Project Homeless Connect events and supported the Anchorage Coalition to End Homeless and the Alaska Coalition on Housing and Homelessness, which integrates members from private and public agencies.

Actions taken to overcome the effects of any impediments identified in the jurisdictions analysis of impediments to fair housing choice. 91.520(a)

- The annual Rental Market Survey and Survey of Lenders, conducted by the Alaska Department of Labor, to track certain housing market indicators such as availability and affordability.

- AHFC sponsors Fair Housing/504 Trainings on an annual basis. These trainings targets Public Housing Department staff, Community Housing Development Organizations, HOME grantees, and McKinney-Vento grantees. Other entities such as builders, realtors, landlords and mortgage lending partners will be invited to attend these trainings on a space-available basis.

AHFC will continue to coordinate with HUD in regard to Fair Housing outreach and training calendars. AHFC's Public Housing Department (PHD) provides additional training on Fair Housing/Section 504 for PHD staff. The HUD Region X FHEO office is providing on-line webinars on fair housing and Section 504 and AHFC utilized webinar technology for access to multiple fair housing trainings each year rather than sponsoring a single training.

- AHFC, in all of its tenant and participant notices, provides information about reasonable accommodations and the means to request an accommodation. In addition, AHFC provides information to its applicants and clients on how to file a Fair Housing complaint when requested.
- During SFY2023, AHFC continued to provide information regarding fair housing and encouraged potential fair housing program sponsors to apply for HUD Fair Housing funding. In cooperation with the Alaska State Field Office of HUD, AHFC will continue to work with other agencies and organizations to identify opportunities to increase awareness of fair housing enforcement mechanisms.
- Where possible, State money is being used to leverage HUD training funds so that private sector builders and managers can attend Fair Housing Training; the State is pursuing options to work more closely with Institute of Real Estate Managers and other professional organizations to expand this knowledge.
- AHFC combined several set-aside voucher programs into a single, referral-based program called Moving Home. These 80 tenant-based vouchers are funded with Moving to Work funds and are available in all AHFC voucher communities. Applicant families are referred to AHFC by the State of Alaska Department of Health. Applicant families must meet the following criteria:
 - Be eligible for community-based, long-term services as provided through Medicaid waivers, Medicaid state plan options, state-funded services, or other appropriate services related to the target population, and
 - Meet the U.S. Department of Housing and Urban Development's definition of a disabled family (24 CFR 5.403), or
 - Be an Alaska Mental Health Trust Authority beneficiary.
- AHFC continues to receive funding for 45 tenant-based vouchers serving Non-Elderly Disabled (NED) families in the Fairbanks jurisdiction.
- For persons with disabilities residing in AHFC-owned housing, AHFC continues to prioritize families requiring the accessibility features of a unit as the top priority. AHFC also continues to send biannual

updates to HUD on the progress of renovation and certification of units meeting the Uniform Federal Accessibility Standards (UFAS).

- The AHFC GOAL Program Rating Criteria governs the award of Low-Income Housing Tax Credits, HOME Rental Development funds, and Senior Citizens Housing Development Funds (SCHDF). The GOAL Program makes 504 compliance mandatory and requires a basic percentage of units to be 504 compliant; in addition to this, the program will continue to award points for the number of units to be developed which are in excess of the minimum required by federal fair housing law, state or local law, or specific program requirements. In addition, the GOAL Rating and Award Criteria Plan will award points for additional units in projects that serve special needs populations.
- The Public Housing Department at AHFC continues to update 504 Self Analysis including updated Fair Housing documentation. This review covers records retention, further examination of impediments to fair housing choice within housing assistance programs, ensuring that the next available mobility accessible unit in public housing is targeted to a waiting list family requiring those features, and working with local jurisdictions to implement any of their initiatives to affirmatively further fair housing that require AHFC Public Housing Department involvement.
- AHFC has developed a Limited English Proficiency Plan (LEP) for its Public Housing Department. At the Corporate level, the plan includes a contract for 24/7 telephonic translation service. AHFC's website includes an icon that allows users to translate the website instantaneously into more than 240 languages.
- AHFC has also partnered with the State of Alaska Office of Children's Services to serve up to ten youth who are aging out of foster care and are at risk of becoming homeless. This program began in November 2012, is limited to 36 months of rental assistance, and is available in every AHFC voucher community.
- AHFC's Jumpstart Program serves all AHFC rental assistance families (public housing and voucher programs) and offers employment, education, and skills training to families who participate in AHFC's housing assistance programs. Adults can participate in on-line learning, receive computer skills training at its computer lab, and access partner services such as the University of Alaska and public assistance resources.
- To the extent reasonable, AHFC continues to work with real estate industry trade and professional organizations and the Alaska Municipal League to encourage an on-going review of the administrative, operating, and business practices that may have fair housing implications.
- AHFC partners with the Alaska Department of Corrections to offer time limited (24 months) rental assistance to persons re-entering AHFC voucher communities from incarceration. Individuals are under a parole/probation requirement with Corrections when they enter the program, and the goal is to both reduce homeless among this population as well as to reduce the rate of recidivism.

- In order to increase access to existing housing stock, AHFC continued to work with the Alaska Coalition on Housing and Homelessness, the Anchorage Coalition to End Homelessness, the Alaska Council on the Homeless, Alaska Department of Health, Alaska Department of Family and Community Services, and other appropriate entities to ensure that case management services are available. Case management helped ameliorate disability issues among the homeless thereby helping them gain access to existing housing stock.

AHFC continues to offer scoring incentives in its GOAL Rating and Award Criteria for projects which serve special needs populations, including homeless persons and to projects that include three or more bedroom units to accommodate larger families.

The Public Housing Department has several programs specifically designed to assist members of protected classes and homeless persons:

- Empowering Choice Housing Program – see section CR30.
- Foster Youth to Independence Initiative Voucher Program
- Mainstream Voucher Program – see beginning of section CR30.
- Mainstream 811 Voucher Program
- Making A Home Program – see section CR30.
- Moving Home Program – see section CR30.
- New Start Voucher Program
- Non-Elderly Disabled Voucher Program – see beginning of section CR30.
- Project-based Voucher assistance – see beginning of section CR30.
- Returning Home Program – see section CR30.
- Stability Voucher Program
- Sponsor-Based Rental Assistance Program – see section CR30.
- Veterans Affairs Supportive Housing Voucher Program – see beginning of section CR30.

CR-35 - Other Actions 91.220(j)-(k); 91.320(i)-(j)

Actions taken to remove or ameliorate the negative effects of public policies that serve as barriers to affordable housing such as land use controls, tax policies affecting land, zoning ordinances, building codes, fees and charges, growth limitations, and policies affecting the return on residential investment. 91.220 (j); 91.320 (i)

A number of actions addressed housing and community development barriers. These actions include the improvement of organizational capacity; the development of infrastructure for housing and community development; the role of local governments in this area targeting and leveraging resources; and protecting and improving housing and community development assets.

AHFC engages with local governments directly as a technical resource and at seminars to collaboratively evaluate barriers to affordable housing. AHFC staff has engaged with city management staff in Juneau, Anchorage and several rural communities directly to discuss policy tools such as tax incentives, land availability and infrastructure factors specific to developments under consideration.

Actions taken to address obstacles to meeting underserved needs. 91.220(k); 91.320(j)

The three most significant obstacles to meeting needs addressed by the CDBG program are (1) a short construction season, (2) high cost of construction in remote communities, and (3) lack of administrative capability in rural communities. Obstacle (1) is being addressed by an accelerated application selection process that will make grant funding available earlier than in past years. Obstacle (2) is addressed by encouraging communities to access multiple funding sources through required matching funds and encouraging cost-saving measures when possible. Obstacle (3) is addressed by tightening threshold requirements to ensure only those communities with the highest administrative capabilities are considered for funding, continuing to develop accessible training materials, and holding management workshops for communities awarded CDBG funding.

Actions taken to reduce lead-based paint hazards. 91.220(k); 91.320(j)

The Consolidated Housing and Community Development Plan supports actions to evaluate and reduce lead based paint hazards. The Interagency Steering Committee for the Consolidated Plan will continue to work with the Alaska Division of Public Health, Section of Epidemiology to monitor the blood lead levels in tested Alaskan children.

All covered projects under the HOME, CDBG, HOPWA, Public Housing and Section 8 programs will be administered to conform to the applicable lead based paint regulations. Rehabilitation of housing constructed pre-1978 using HUD housing assistance programs covered by the lead based paint rule (Subpart of the Rule Within 24 CFR Part 35), will follow the applicable HUD procedures, reporting and record keeping standards outlined.

Section 1018 of the Residential Lead-Based Paint Hazard reduction Act of 1992 requires that sellers, landlords and agents warn homebuyers and tenants of lead-based paint and lead-based paint hazards in pre-1978 housing. A prospective home purchaser or prospective tenant must receive the following information prior to becoming obligated under any contract to lease or purchase a property covered by this Act:

An EPA approved information pamphlet on identifying and controlling lead-based paint hazards.

- Any known information concerning lead-based paint or lead-based paint hazards.
- Any records or reports on lead-based paint which are available to the seller or landlord.
- An attachment to the contract or lease which includes a Lead Warning Statement and confirms that the seller or landlord has complied with all of the notification requirements.
- Sellers must provide homeowners a 10-day period to conduct a paint inspection or risk assessment for lead-based paint or lead-based paint hazards. Parties may mutually agree, in writing, to lengthen or shorten the time period for inspection. Homebuyers may waive this inspection. Sellers are not required by law to allow homebuyers to void their contract based on the results of the lead based paint evaluation.

Beginning in April 2010 and according to EPA-issued new rule, contractors performing renovation, repair and painting projects that disturb lead-based paint in homes, child care facilities and schools built before 1978 must be certified and must follow specific work practices to prevent lead contamination.

Although the testing done so far does not point to a great lead-based paint hazard in Alaska, an estimated 15% to 20% of all of the housing stock in the state may contain lead based paint. The State concurs with the U.S. Environmental Protection Agency that increased education about the potential health risks from exposure to lead based is an important step in reducing health related problems involving lead poisoning. AHFC will continue to seek alliances with other agencies invested in the pursuit of eradicating the potential for Lead-Based Paint in the state's housing stock. These agencies might include the Environmental Conservation Agency (EPA), the Alaska Center for Disease Control (ACDC), and the Department of Health and Social Services (HSS).

Actions taken to reduce the number of poverty-level families. 91.220(k); 91.320(j)

AHFC entered into a Moving To Work Agreement (MTW Agreement) with the US Department of Housing and Urban Development (HUD). MTW is a demonstration program authorized by Congress that gives AHFC the flexibility to waive certain statutes and HUD regulations to test approaches for providing housing assistance. A waiver of statutory or regulatory language must address at least one of three goals:

- Reduces cost and achieves greater cost effectiveness in Federal expenditures;

- Gives incentives to families with children whose heads of household are either working, seeking work, or are participating in job training, educational or other programs that assist in obtaining employment and becoming economically self-sufficient; and,
- Increases housing choices for low-income families.

For a comprehensive review of MTW programs nationwide, please visit the HUD website at: www.ahfc.us/publichousing/resources/mtw-plans-and-reports. Please also visit the AHFC website to view the full text of the Moving to Work Program Annual Plan at the same address.

AHFC provides incentives to applicants for development funding to locate affordable housing in mixed-income properties and relatively affluent neighborhoods to promote choice. Further incentives are provided in construction programs (the rural professional housing program and the GOAL program) to establish employment opportunities for low – to moderate – income persons during the capital construction process to gain marketable skills.

Actions taken to develop institutional structure. 91.220(k); 91.320(j)

Across Alaska, organizational capacity for the effective delivery of housing and community development programs is unevenly distributed. Many communities, particularly in rural areas, lack the organizational capacity to effectively implement projects using the multitude of housing and community development programs available. The involvement of several agencies and a variety of funding programs in a single project usually complicates the development process, and places additional demands on the project sponsor.

AHFC sponsors fair housing and provides technical assistance to grantees and property owners on affirmatively furthering fair housing through plans and property operations. In SFY 2023, two one-day in person trainings were provided for GOAL and THHP applicants.

AHFC created a series of short training videos about grant compliance. These online videos provide guidance on allowable expenses for supportive housing grants, documentation requirements, and other compliance topics.

AHFC hosts and cosponsors various Alaska Training Events each year and offers scholarships to approved trainings and conferences for eligible attendees. Participants are expected to document the objectives that will be achieved through attendance at a specific training activity.

In the future, activities will be available to other providers and/or the general public on a space-available basis on topics such as Fair Housing/Section 504 that affect a broad spectrum of Alaskan providers. AHFC also plans training events in coordination with training activities hosted by other groups, such as HUD or the community based homeless coalitions, to maximize training resources and training availability.

The State of Alaska will continue to hold one application workshop and one management workshop to awarded grantees each year. The applications cover specific environmental review, civil rights, Davis-Bacon and other CDBG program requirements. In addition the State provides manuals, technical assistance, and templates to develop institutional structure.

Actions taken to enhance coordination between public and private housing and social service agencies. 91.220(k); 91.320(j)

The State of Alaska hosted its own trainings by contracting with experienced housing trainers.

AHFC participated in all Project Homeless Connect events and supported the Anchorage Coalition to End Homeless and the Alaska Coalition on Housing and Homelessness, which integrates members from private and public agencies.

Identify actions taken to overcome the effects of any impediments identified in the jurisdictions analysis of impediments to fair housing choice. 91.520(a)

- The annual Rental Market Survey and Survey of Lenders, conducted by the Alaska Department of Labor, to track certain housing market indicators such as availability and affordability.
- AHFC sponsors Fair Housing/504 Trainings on an annual basis. These trainings targets Public Housing Division staff, Community Housing Development Organizations, HOME grantees, and McKinney-Vento grantees. Other entities such as builders, realtors, landlords and mortgage lending partners will be invited to attend these trainings on a space-available basis.

AHFC will continue to coordinate with HUD in regard to Fair Housing outreach and training calendars. AHFC's Public Housing Division (PHD) provides additional training on Fair Housing/Section 504 for PHD staff. The HUD Region X FHEO office is providing on-line webinars on fair housing and Section 504 and AHFC utilized webinar technology for access to multiple fair housing trainings each year rather than sponsoring a single training.

- AHFC, in all of its tenant and participant notices, provides information about reasonable accommodations and the means to request an accommodation. In addition, AHFC provides information to its applicants and clients on how to file a Fair Housing complaint when requested.
- During 2023, AHFC continued to provide information regarding fair housing and encouraged potential fair housing program sponsors to apply for HUD Fair Housing funding. In cooperation with the Alaska State Field Office of HUD, AHFC will continue to work with other agencies and organizations to identify opportunities to increase awareness of fair housing enforcement mechanisms.

- Where possible, State money is being used to leverage HUD training funds so that private sector builders and managers can attend Fair Housing Training; the State is pursuing options to work more closely with Institute of Real Estate Managers and other professional organizations to expand this knowledge.
- AHFC combined several set aside voucher programs into a single, referral-based program called Moving Home. These tenant-based vouchers are funded with Moving to Work funds and are distributed to all communities with an AHFC voucher program. Applicant families are referred to AHFC by the State of Alaska Department of Health and Social Services. Applicant families must meet the following criteria:
 - Be eligible for community-based, long-term services as provided through Medicaid waivers, Medicaid state plan options, state-funded services, or other appropriate services related to the target population, and
 - Meet the U.S. Department of Housing and Urban Development's definition of a disabled family (24 CFR 5.403), or
 - Be an Alaska Mental Health Trust Authority beneficiary.

AHFC continues to receive funding for 45 tenant-based vouchers serving Non-Elderly Disabled (NED) families in the Fairbanks jurisdiction.

For persons with disabilities residing in AHFC-owned housing, AHFC continues to prioritize families requiring the accessibility features of a unit as the top priority. AHFC also continues to send biannual updates to HUD on the progress of renovation and certification of units meeting the Uniform Federal Accessibility Standards (UFAS).

The AHFC GOAL Program Rating Criteria governs the award of Low-Income Housing Tax Credits, HOME Rental Development funds, and Senior Citizens Housing Development Funds (SCHDF). The GOAL Program makes 504 compliance mandatory and requires a basic percentage of units to be 504 compliant; in addition to this, the program will continue to award points for the number of units to be developed which are in excess of the minimum required by federal fair housing law, state or local law, or specific program requirements. In addition, the GOAL Rating and Award Criteria Plan will award points for additional units in projects that serve special needs populations.

- The Public Housing Division at AHFC continues to update 504 Self Analysis including updated Fair Housing documentation. This review covers records retention, further examination of impediments to fair housing choice within housing assistance programs, ensuring that the next available mobility accessible unit in public housing is targeted to a waiting list family requiring those features, and working with local jurisdictions to implement any of their initiatives to affirmatively further fair housing that require AHFC Public Housing Division involvement

- AHFC has developed a Limited English Proficiency Plan (LEP) for its Public Housing Division. At the Corporate level, the plan includes a contract for 24/7 telephonic translation service. AHFC's website includes an icon that allows users to translate the website instantaneously into more than 240 languages.
- AHFC has also partnered with the State of Alaska Office of Children's Services to serve up to five youth who are aging out of foster care and are at risk of becoming homeless. This program began in November 2012, is limited to 36 months of rental assistance, and is available in every AHFC voucher community.
- AHFC's Education Center in Anchorage serves the entire state and offers employment, education, and skills training to families that participate in AHFC's housing assistance programs. Adults can participate in on-line learning, receive computer skills training at its computer lab, and access partner services such as the University of Alaska, the YMCA, and public assistance resources.
- To the extent reasonable, AHFC continues to work with real estate industry trade and professional organizations and the Alaska Municipal League to encourage an on-going review of the administrative, operating, and business practices that may have fair housing implications.
- In order to increase access to existing housing stock, AHFC continued to work with the Alaska Coalition on Housing and Homelessness, the Anchorage Coalition to End Homelessness, the Alaska Council on the Homeless, Alaska Department of Health and Social Services and other appropriate entities to ensure that case management services are available. Case management helped ameliorate disability issues among the homeless thereby helping them gain access to existing housing stock.

AHFC continues to offer scoring incentives in its GOAL Rating and Award Criteria for projects which serve special needs populations, including homeless persons and to projects that include three or more bedroom units to accommodate larger families.

The Public Housing Division has several programs specifically geared towards members of protected classes and homeless persons:

- Empowering Choice Housing Program – see section CR30.
- Mainstream Voucher Program – see beginning of section CR30.
- Making A Home Program – see section CR30.

- Moving Home Program – see section CR30.
 - Non-Elderly Disabled Voucher Program – see beginning of section CR30.
 - Project-based Voucher assistance – see beginning of section CR30.
 - Returning Home Program – see section CR30.
 - Sponsor-Based Rental Assistance Program – see section CR30.
 - Veterans Affairs Supportive Housing Voucher Program – see beginning of section CR30.
-
- AHFC partners with the Alaska Department of Corrections to offer time limited (24 months) rental assistance to persons re-entering AHFC voucher communities from incarceration. Individuals are under a parole/probation requirement with Corrections when they enter the program, and the goal is to both reduce homeless among this population as well as to reduce the rate of recidivism.

CR-40 - Monitoring 91.220 and 91.230

Standards and procedures used to monitor activities carried out in furtherance of the plan and used to ensure long-term compliance with requirements of the programs involved, including minority business outreach and the comprehensive planning requirements

CDBG project activities were monitored on an ongoing basis by DCCED staff and prior to closing out the project. The monitoring process consists of two levels: (1) on-site and (2) in-house or desk monitoring. Because of extremely high transportation costs in Alaska, and the remote location of the majority of communities participating in the CDBG program, not all projects received on-site monitoring by DCCED staff. However, on-site monitoring priority is given to project involving construction.

Prior to award, the ESG program manager conducts a desk review of pre-disbursement/initial documents. The ESG program is then monitored through quarterly financial and narrative reporting throughout the grant performance period. In addition, on-site monitoring activities are conducted based on a rotational schedule. On-site monitoring activities include review of sub-recipient records for compliance with financial administration and management regulations and program policies and regulations. At the conclusion of the on-site monitoring, the sub-recipient receives a formal written monitoring review report and is required to respond and correct any findings and questioned costs.

Standards and procedures that the state uses to monitor activities carried out in furtherance of the plan and will use to ensure long-term compliance with requirements of the programs involved, including minority business outreach and the comprehensive planning requirements.

HUD HOME Program Monitoring consists of four types of compliance reviews.

- The first type of compliance review is a desk review of pre-disbursement/initial documents and reports prior to any HUD HOME and AHFC funds being paid to the project developers and sub-recipients.

This is accomplished by AHFC's Planning and Program Development Department staff reviewing the project developers and sub-recipients' pre-disbursement /initial reports required of sub-recipients and project developers of rental housing projects. AHFC staff verifies that all pre-disbursement/initial documents and reports are complete and accurate before any HUD HOME and AHFC funds are released to the project developers and sub-recipients. The required pre-disbursement/initial documents and reports will depend on the type of project being funded. A complete list of all the different pre-disbursement/initial documents and reports follows:

- Evidence of business license and insurance requirements
- Evidence of Debarment and Suspension (24 CFR Part 92.357)
- Cost allocation plan

- Evidence of funding commitments
- Authorized signatories
- Project work plan
- Certification of Section 3 and Women's and Minority Business Enterprises (MBE/WBE) compliance

These reports include a written Section 3 and Women's and Minority Business Enterprises (MBE/WBE) work plan. The Section 3 work plan identifies how sub-recipients will notify Section 3 residents and contractors of training and job opportunities, facilitate the training and employment of Section 3 residents, and the award of contracts to Section 3 businesses that include the Section 3 Clause in all solicitations and contracts. The Women's and Minority Business Enterprises work plan includes a description of sub-recipients' planned outreach designed to inform women and minority business enterprises of contract opportunities.

- The second type of compliance review consists of desk monitoring throughout the project development and grant period. Desk monitoring is conducted by AHFC's Planning and Program Development Department staff throughout the project development and grant period. This type is accomplished by AHFC staff reviewing project developers' and sub-recipients' monthly or quarterly invoices that sometimes include supporting documents; quarterly and final financial and project status reports; and HOP/HDP Project Set-Up forms. Project status reports requirements vary depending on the type of projects funded. The following is a partial list of the different project status reports:
 - Description of Section 3 and Women's and Minority Business Enterprises (MBE/WBE) compliance
 - Description of job training activities
 - Description of Affirmative Fair Housing Marketing compliance activities
 - Certification of Title VI of the Civil Rights Act of 1964
 - Certification of Conflict of Interest Provisions at 24 CFR Part 92.356
 - Certification of Drug Free Work Place Act of 1988
 - Certification of Debarment and Suspension (24 CFR Part 92.357)
 - Certification of Flood Disaster Protection Act of 1973
 - Certification of Lead-Based Paint Poisoning Prevention Act
 - Project cost certification
 - Copy of recorded federal, state and local building inspection reports (i.e. BEES, HQS, UPCS)
 - Certification of Davis-Bacon Wage Act and Safety Standards Act, if applicable
 - Copy of proposed rental charges and low-income unit lease agreement

- Copy of executed deed restriction on the title to the land benefited by the project funding
 - HOP/HDP Project Set-Up and Project Close-Out forms
- The third type of compliance review involves site visits to housing rehabilitation and rental housing developments and to sub-recipients' offices during the development stage. During this stage, AHFC staff review developers and sub-recipients records for compliance with financial administration and management, program policies and regulations. AHFC's Internal Audit Department staff perform on-site monitoring for administrative and financial reviews for grant related activity. Reviews also include the issuance of any Findings with grantee required to respond to and correct, as well as address all Concerns and Questioned Costs.
 - The fourth type of compliance review consists of post development completion or "period of affordability" review and is conducted by AHFC's Internal Audit Department staff. They monitor and review agencies with HOME funded rental housing developments. Desk reviews and site inspections and are conducted throughout the year based on a schedule that complies with federal requirements.

In all of the four types of program monitoring, AHFC staff works with the owners/managers, developers and sub-recipients to ensure compliance with HUD HOME policies and regulations. Formal written reports clearly identifying Observations, Findings, Concerns and Questioned Costs, citing HUD HOME, OMB Circulars and AHFC regulations that support the Observation, Findings, Concerns and Questioned Costs. Additionally, recommended corrective actions are provided to the owners/managers, developers and sub-recipients to ensure future compliance. In almost all noncompliance situations, the owners/managers, developers and sub-recipients show a willingness and ability to comply with program policies and regulations.

Throughout the development and grant period, AHFC staff provides technical assistance in order to preclude noncompliance Observations, Findings, Concerns and Questioned Costs during formal monitoring reviews.

Citizen Participation Plan 91.105(d); 91.115(d)

Efforts to provide citizens with reasonable notice and an opportunity to comment on performance reports.

Federal regulations require the State adopt a Citizen Participation Plan, encouraging the public to participate in the development of the HCD Plan, which includes the annual issuance of the Consolidated Annual Performance Evaluation Report CAPER and outlining the steps the State will take to solicit public input. Alaska's expansive geography and widely varying conditions offer challenges for the implementation of the State's Citizen Participation Plan. A number of different approaches may be used to maximize public input including:

Interactive workshops

Public hearings

Teleconferences

Working groups

Focus Groups

Linkages with other planning efforts

Internet surveys

Internet communications

The State uses teleconferencing and the internet to overcome the barriers of distance. Citizens in even the most remote areas of the State are given the opportunity to participate in the HCD process. AHFC's website (www.ahfc.us) provides an overview of the HCD planning process, and offers an electronic means of providing HCD input.

The public participation for the development of the CAPER was extensively advertised on the AHFC website, in statewide and local newspapers and via emails.

The draft plan was released on September 18, 2024 with public comments accepted through October 3, 2024. All public comments and the State's responses to the comments can be found in Appendix G.

CR-45 - CDBG 91.520(c)

Specify the nature of, and reasons for, any changes in the jurisdiction's program objectives and indications of how the jurisdiction would change its programs as a result of its experiences.

There are no changes to the State of Alaska's CDBG program

Does this Jurisdiction have any open Brownfields Economic Development Initiative (BEDI) grants?

[BEDI grantees] Describe accomplishments and program outcomes during the last year.

CR-50 – Home Investment Partnership Program – HOME - 91.520(d)

Results of onsite inspections of affordable rental housing assisted under the program to determine compliance with housing codes and other applicable regulations

Through the end of FY2024 AHFC's HOME portfolio totaled eighty-one (81) developments. Of these developments, fifty-three (53) were scheduled as onsite reviews (with physical inspections), nineteen (19) were scheduled as desk reviews and nine (9) had not been placed in service.

HOME program developments reported with physical noncompliance during FY2023:

- Alderbrook I
- Alderbrook II
- Alderview
- Bayview
- Birch Creek Villas
- Birch House
- Birch Terrace
- Blueberry Pointe
- Brookside (Aka: Homes By The Sea)
- Chinook House
- Clear Pointe I
- Clear Pointe II
- Crane Hill
- Crestview Supportive Housing
- East End Cottages
- Forest Hills - Phase II
- Forest View Apartments
- Harbor Ridge
- Harmony Villas I
- Hillcrest Manor I
- Hillcrest Manor II
- Hillview Apartments
- Hooper Bay Multi-Family Housing
- Inlet Ridge I & II (IDIS entry 09/14/15)
- Kake Low Rent
- Kenai Meadows
- Knik Manor Senior Facility
- Manokotak View
- MLH Manor
- Muklung Manor
- Nikiski Independent Senior Housing
- Pioneer Heights
- Ptarmigan Heights
- Si' Tuwan Subdivision
- Silverwood III
- South Vista Haven

- Southwest Elderly
- Sunrise House
- Taiga View Apartments
- Terrace View
- Terraces @ Lawson Creek Phase I
- Togiak View Apartments
- Tyee Court
- Vista Rose I
- Weeks Field Estates I
- Weeks Field Estates II
- Whispering Winds I
- Whispering Winds II
- Yenlo Square

HOME program developments that were non-responsive to the Agency's request to complete the annual review:

- Swanson House
- Swatzell Terrace
- The Terrace (AKA Friendship Terrace)
- Willow Parkway

Summary of HOME program developments reported with physical noncompliance during FY2023:

Property Name	Outside	Inside	Units	Notes
Alderbrook I			X	Review in progress
Alderbrook II	X		X	Review in progress
Alderview		X	X	Review closed 5/28/24
Bayview	X	X	X	Review in progress
Birch Creek Villas	X	X	X	Review in progress
Birch House	X		X	Review in progress
Birch Terrace	X	X	X	Review in progress
Blueberry Pointe	X	X	X	Review in progress
Brookside (Aka: Homes By The Sea)	X	X	X	Review in progress
Chinook House		X	X	Review in progress
Clear Pointe I	X		X	Review in progress
Clear Pointe II	X		X	Review in progress
Crane Hill I		X	X	Review in progress
Crestview Supportive Housing		X		Review in progress
East End Cottages	X	X	X	Review in progress
Forest Hills - Phase II	X	X	X	Review in progress
Forest View Apartments	X	X	X	Review in progress
Harbor Ridge	X	X	X	Review in progress
Harmony Villas I			X	Review in progress
Hillcrest Manor I	X		X	Review in progress
Hillcrest Manor II	X		X	Review in progress
Hillview Apartments	X	X	X	Review in progress
Hooper Bay Multi-Family Housing	X	X	X	Review in progress
Inlet Ridge I & II			X	Review in progress
Kake Low Rent	X		X	Review in progress
Kenai Meadows I		X	X	Review in progress
Knik Manor Senior Facility	X	X	X	Review in progress
Manokotak View	X	X	X	Review in progress
MLH Manor	X	X	X	Review in progress
Muklung Manor	X	X	X	Review in progress
Nikiski Independent Senior Housing	X	X	X	Review in progress
Pioneer Heights	X	X	X	Review in progress
Ptarmigan Heights	X	X	X	Review in progress
Si' Tuwan Subdivision	X		X	Review in progress
Silverwood III			X	Review in progress
South Vista Haven	X	X	X	Review in progress
Southwest Elderly	X	X	X	Review in progress
Sunrise House	X	X	X	Review in progress

Property Name	Outside	Inside	Units	Notes
Taiga View Apartments	X	X	X	Review in progress
Terrace View	X	X	X	Review in progress
Terraces @ Lawson Creek Phase I	X	X	X	Review in progress
Togiak View Apartments	X	X	X	Review in progress
Tyee Court			X	Review in progress
Vista Rose I	X	X	X	Review in progress
Weeks Field Estates I	X	X	X	Review in progress
Weeks Field Estates II	X	X	X	Review in progress
Whispering Winds I	X	X	X	Review in progress
Whispering Winds II	X	X	X	Review in progress
Yenlo Square	X	X	X	Review in progress

Specifics regarding physical inspections can be found on the individual Physical Inspection Reports.

Alaska Housing Finance Corporation's Public Housing Division inspects each of the units receiving Tenant-based Rental Assistance for HQS compliance prior to tenant move-in.

Assessment of the jurisdiction's affirmative marketing actions for HOME units. 92.351(b)

HOME funds are allocated to improve choice and mobility for the affected household. The TBRA coupons are available within every balance of state community that AHFC's public housing division operates in. Homeownership Development funds are allocated based on a competitive criteria.

AHFC sponsors fair housing training and provides technical assistance to grantees and property owners on affirmatively furthering fair housing through plans and property operations.

Rental Development funds are allocated through a rating criteria that incentivizes mixed-income housing. The criteria further places a priority on a higher proportion of unrestricted housing in low-income neighborhoods; conversely, in relatively affluent communities the scoring incentivizes a higher proportion (up to 80%) of affordable units. The criteria further promotes housing integration by limiting the scoring incentives for targeting special needs households at 50% of a respective project's units.

Grant applications and grant agreements both require submission of an Affirmative Fair Housing Marketing Plan for AHFC review. These plans are reviewed prior to the original allocation of funding and again at close-out once any new rental properties have finished construction.

Marketing plans are reviewed for properties monitored through AHFC's compliance department.

These plans are reviewed to see if there are any issues at the property based on the community's demographics relative to those observed at the property. While there have been no issues of noncompliance noted we have seen in many compliance reviews that the owners/managers are not completing the affirmative fair housing marketing plan correctly and are not including logos/slogans in their advertisements.

Amount and use of program income for projects, including the number of projects and owner and tenant characteristics:

In SFY2023, Alaska Housing Finance Corporation receipted \$175,914.28 in Program Income (PI) and \$564,182.47 in Recaptured Homebuyer Funds (HP).

No PI or HP funds have been drawn down on any projects.

Other actions taken to foster and maintain affordable housing - 91.220(k) (Including the coordination of LIHTC with the development of affordable housing). 91.320(j)

HOME funding is available for Tenant Based Rental Assistance (TBRA), Homeownership Development (acquisition costs for single family home development), Homeownership Opportunity Program (soft financing for homeownership), and rental development.

TBRA funds are administered in partnership with AHFC's Public Housing Division, the Department of Corrections (referrals for persons released from corrections) and the Office of Children's Services (for youth aging out of foster care).

Homeownership Development funding leverages USDA, Self Help and Sweat Equity resources in almost every activity funded.

Rental Development funds are allocated as part of a combined application process that makes state funded Senior Housing Development grants, federal Low Income Housing Tax Credits, and the National Housing Trust Fund. On average, this combined application round generates 150 to 200 rental units each year across the state.

Describe the standards and procedures used to monitor activities carried out in furtherance of the plan and used to ensure long-term compliance with requirements of the programs involved, including minority business outreach and the comprehensive planning requirements

CDBG project activities were monitored on an ongoing basis by DCCED staff and prior to closing out the project. The monitoring process consists of two levels: (1) on-site and (2) in-house or desk monitoring. Because of extremely high transportation costs in Alaska, and the remote location of the majority of communities participating in the CDBG program, not all projects received on-site

monitoring by DCCED staff. However, on-site monitoring priority is given to project involving construction.

Prior to award, the ESG program manager conducts a desk review of pre-disbursement/initial documents. The ESG program is then monitored through quarterly financial and narrative reporting throughout the grant performance period. In addition, on-site monitoring activities are conducted based on a rotational schedule. On-site monitoring activities include review of sub-recipient records for compliance with financial administration and management regulations and program policies and regulations. At the conclusion of the on-site monitoring, the sub-recipient receives a formal written monitoring review report and is required to respond and correct any findings and questioned costs.

Standards and procedures that the state uses to monitor activities carried out in furtherance of the plan and will use to ensure long-term compliance with requirements of the programs involved, including minority business outreach and the comprehensive planning requirements.

HUD HOME Program Monitoring consists of four types of compliance reviews.

- The first type of compliance review is a desk review of pre-disbursement/initial documents and reports prior to any HUD HOME and AHFC funds being paid to the project developers and sub-recipients.

This is accomplished by AHFC's Planning and Program Development Department staff reviewing the project developers and sub-recipients' pre-disbursement /initial reports required of sub-recipients and project developers of rental housing projects. AHFC staff verifies that all pre-disbursement/initial documents and reports are complete and accurate before any HUD HOME and AHFC funds are released to the project developers and sub-recipients. The required pre-disbursement/initial documents and reports will depend on the type of project being funded. A complete list of all the different pre-disbursement/initial documents and reports follows:

- Evidence of business license and insurance requirements
- Evidence of Debarment and Suspension (24 CFR Part 92.357)
- Cost allocation plan
- Evidence of funding commitments
- Authorized signatories
- Project work plan

- Certification of Section 3 and Women's and Minority Business Enterprises (MBE/WBE) compliance

These reports include a written Section 3 and Women's and Minority Business Enterprises (MBE/WBE) work plan. The Section 3 work plan identifies how sub-recipients will notify Section 3 residents and contractors of training and job opportunities, facilitate the training and employment of Section 3 residents, and the award of contracts to Section 3 businesses that include the Section 3 Clause in all solicitations and contracts. The Women's and Minority Business Enterprises work plan includes a description of sub-recipients' planned outreach designed to inform women and minority business enterprises of contract opportunities.

- The second type of compliance review consists of desk monitoring throughout the project development and grant period. Desk monitoring is conducted by AHFC's Planning and Program Development Department staff throughout the project development and grant period. This type is accomplished by AHFC staff reviewing project developers' and sub-recipients' monthly or quarterly invoices that sometimes include supporting documents; quarterly and final financial and project status reports; and HOP/HDP Project Set-Up forms. Project status reports requirements vary depending on the type of projects funded.

The following is a partial list of the different project status reports:

- Description of Section 3 and Women's and Minority Business Enterprises (MBE/WBE) compliance
- Description of job training activities
- Description of Affirmative Fair Housing Marketing compliance activities
- Certification of Title VI of the Civil Rights Act of 1964
- Certification of Conflict of Interest Provisions at 24 CFR Part 92.356
- Certification of Drug Free Work Place Act of 1988
- Certification of Debarment and Suspension (24 CFR Part 92.357)
- Certification of Flood Disaster Protection Act of 1973
- Certification of Lead-Based Paint Poisoning Prevention Act
- Project cost certification
- Copy of recorded federal, state and local building inspection reports (i.e. BEES, HQS, UPCS)
- Certification of Davis-Bacon Wage Act and Safety Standards Act, if applicable
- Copy of proposed rental charges and low-income unit lease agreement
- Copy of executed deed restriction on the title to the land benefited by the project funding
- HOP/HDP Project Set-Up and Project Close-Out forms

- The third type of compliance review involves site visits to housing rehabilitation and rental housing developments and to sub-recipients' offices during the development stage. During this stage, AHFC staff review developers and sub-recipients records for compliance with financial administration and management, program policies and regulations. AHFC's Internal Audit Department staff perform on-site monitoring for administrative and financial reviews for grant related activity. Reviews also include the issuance of any Findings with grantee required to respond to and correct, as well as address all Concerns and Questioned Costs.
- The fourth type of compliance review consists of post development completion or "period of affordability" review and is conducted by AHFC's Internal Audit Department staff. They monitor and review agencies with HOME funded rental housing developments. Reviews include desk review and site inspection and are conducted throughout the year based on a schedule that complies with federal requirements.

In all of the four types of program monitoring, AHFC staff works with the owners/managers, developers and sub-recipients to ensure compliance with HUD HOME policies and regulations. Formal written reports clearly identifying Observations, Findings, Concerns and Questioned Costs, citing HUD HOME, OMB Circulars and AHFC regulations that support the Observation, Findings, Concerns and Questioned Costs. Additionally, recommended corrective actions are provided to the owners/managers, developers and sub-recipients to ensure future compliance. In almost all noncompliance situations, the owners/managers, developers and sub-recipients show a willingness and ability to comply with program policies and regulations.

Throughout the development and grant period, AHFC staff provides technical assistance in order to preclude noncompliance Observations, Findings, Concerns and Questioned Costs during formal monitoring reviews.

Citizen Participation Plan 91.105(d); 91.115(d)

Describe the efforts to provide citizens with reasonable notice and an opportunity to comment on performance reports.

Federal regulations require the State adopt a Citizen Participation Plan, encouraging the public to participate in the development of the HCD Plan, which includes the annual issuance of the Consolidated Annual Performance Evaluation Report CAPER and outlining the steps the State will take to solicit public input. Alaska's expansive geography and widely varying conditions offer challenges for the implementation of the State's Citizen Participation Plan. A number of different

approaches may be used to maximize public input including:

Interactive workshops

Public hearings

Teleconferences

Working groups

Focus Groups

Linkages with other planning efforts

Internet surveys

Internet communications

The State uses teleconferencing and the internet to overcome the barriers of distance. Citizens in even the most remote areas of the State are given the opportunity to participate in the HCD process. AHFC's web-site (www.ahfc.us) provides an overview of the HCD planning process, and offers an electronic means of providing HCD input.

The public participation for the development of the CAPER was extensively advertised on the AHFC website, in statewide and local newspapers and via emails.

The draft plan was released on September 15, 2023 with public comments accepted through September 29, 2023. All public comments and the State's responses to the comments can be found in Appendix G.

CR-56 - HTF 91.520(h)

Describe the extent to which the grantee complied with its approved HTF allocation plan and the requirements of 24 CFR part 93.

The State has committed all HTF funds to new construction affordable housing projects across the State. Two HTF funded projects were completed in SFY2024 providing eight (8) new HTF units. The Projects are located in Eagle River and Wasilla. All proposals comply with 24 CFR part 93.

The State has executed sub-grants with the Municipality of Anchorage (MOA) to allow them to award HTF funds under their own allocation plan. Subgrants have been completed for the FFY 2016, 2017, and 2018, HTF awards. The MOA's 2019 and 2020 HTF subgrants were recaptured and those funds will be awarded through the State's housing development programs. One activity has been completed under the 2018 subgrant. This 20-unit rental housing development will be reported under the Municipality of Anchorage's CAPER.

Tenure Type	0 – 30% AMI	0% of 30+ to poverty line (when poverty line is higher than 30% AMI)	% of the higher of 30+ AMI or poverty line to 50% AMI	Total Occupied Units	Units Completed, Not Occupied	Total Completed Units
Rental	8	0	0	8	0	8
Homebuyer	0	0	0	0	0	0

Table 15 - CR-56 HTF Units in HTF activities completed during the period

CR-60 - ESG 91.520(g) (ESG Recipients only)

ESG Supplement to the CAPER in *e-snaps*

For Paperwork Reduction Act

1. Recipient Information—All Recipients Complete

Basic Grant Information

Recipient Name	ALASKA
Organizational DUNS Number	809387467
UEI	YWNTS9U5XTF6
EIN/TIN Number	926001185
Identify the Field Office	ANCHORAGE
Identify CoC(s) in which the recipient or subrecipient(s) will provide ESG assistance	

ESG Contact Name

Prefix	Mrs
First Name	Jennifer
Middle Name	M
Last Name	Smerud
Suffix	
Title	Planner I

ESG Contact Address

Street Address 1	4300 Boniface Parkway
Street Address 2	
City	Anchorage
State	AK
ZIP Code	99510-1020
Phone Number	9073308276
Extension	
Fax Number	
Email Address	jsmerud@ahfc.us

ESG Secondary Contact

Prefix	
First Name	
Last Name	
Suffix	
Title	
Phone Number	
Extension	

Email Address

2. Reporting Period—All Recipients Complete

Program Year Start Date 07/01/2022
Program Year End Date 06/30/2023

3a. Subrecipient Form – Complete one form for each subrecipient

Subrecipient or Contractor Name
City
State
Zip Code
DUNS Number
UEI
Is subrecipient a victim services provider
Subrecipient Organization Type
ESG Subgrant or Contract Award Amount

Subrecipient or Contractor Name: Fairbanks Youth Advocates
City: Fairbanks
State: AK
Zip Code: 99710, 0337
DUNS Number: 967824561
Is subrecipient a victim services provider: N
Subrecipient Organization Type: Other Non-Profit Organization
ESG Subgrant or Contract Award Amount: \$25,943.00

Subrecipient or Contractor Name: GASTINEAU HUMAN SERVICES
City: Juneau
State: AK
Zip Code: 99801, 9522
DUNS Number: 117352096
Is subrecipient a victim services provider: N
Subrecipient Organization Type: Other Non-Profit Organization
ESG Subgrant or Contract Award Amount: \$54,8413.00

Subrecipient or Contractor Name: INTERIOR AK CENTER FOR NON-VIOLENT LIVING
City: Fairbanks
State: AK
Zip Code: 99701, 7043

DUNS Number: 102866829

Is subrecipient a victim services provider: Y

Subrecipient Organization Type: Other Non-Profit Organization

ESG Subgrant or Contract Award Amount: \$45,102.00

Subrecipient or Contractor Name: BROTHER FRANCIS SHELTER KODIAK

City: Kodiak

State: AK

Zip Code: 99615, 0670

DUNS Number: 004512118

Is subrecipient a victim services provider: N

Subrecipient Organization Type: Other Non-Profit Organization

ESG Subgrant or Contract Award Amount: \$30,694.00

Subrecipient or Contractor Name: Valley Charities Inc.

City: Wasilla

State: AK

Zip Code: 99654, 7147

DUNS Number: 964527183

Is subrecipient a victim services provider: N

Subrecipient Organization Type: Other Non-Profit Organization

ESG Subgrant or Contract Award Amount: \$94,122.00

CR-65 - Persons Assisted

Enter the number of each type of projects funded through ESG during this program year.	
Street Outreach	0
Emergency Shelter	4
Transitional Housing (grandfathered under ES)	0
Day Shelter (funded under ES)	0
Rapid Re-Housing	0
Homelessness Prevention	5

4. Persons Served

4a. Complete for Homelessness Prevention Activities

Total Number of Persons Served	1172
Number of Adults (Age 18 or Over)	819
Number of Children (Under Age 18)	353
Number of Persons with Unknown Age	0
Number of Leavers	990
Number of Adult Leavers	689
Number of Adult and Head of Household Leavers	768
Number of Stayers	182
Number of Adult Stayers	130
Number of Veterans	33

Number of Chronically Homeless Persons	127
Number of Youth Under Age 25	137
Number of Parenting Youth Under Age 25 with Children	9
Number of Adult Heads of Household	756
Number of Child and Unknown-Age Heads of Household	83
Heads of Households and Adult Stayers in the Project 365 Days or More	26

Number of Persons in Households	Total
Adults	819
Children	353
Don't Know/Refused/Other	0
Missing Information	0
Total	1172

Table 16 – Household Information for Homeless Prevention Activities

4b. Complete for Rapid Re-Housing Activities

Number of Persons in Households	Total
Adults	0
Children	0
Don't Know/Refused/Other	0
Missing Information	0
Total	

Table 17 – Household Information for Rapid Re-Housing Activities

4c. Complete for Shelter

Number of Persons in Households	Total
Adults	0
Children	0
Don't Know/Refused/Other	0
Missing Information	0
Total	0

Table 18 – Shelter Information

4d. Street Outreach

Number of Persons in Households	Total
Adults	0
Children	0
Don't Know/Refused/Other	0
Missing Information	0
Total	0

Table 19 – Household Information for Street Outreach

4e. Totals for all Persons Served with ESG

Number of Persons in Households	Total
Adults	819
Children	353
Don't Know/Refused/Other	0
Missing Information	0
Total	1172

Table 20 – Household Information for Persons Served with ESG

5. Gender—Complete for All Activities Totals for all Persons Served with ESG

	Total
Male	554
Female	600
Transgender	12
Missing Information	6
Total	1172

6. Age

	Total
Under 18	353
18-24	75
25 and over	744
Don't Know/Refused/Other	0
Missing Information	0
Total	1172

7. Special Populations Served—Complete for All Activities

Number of Persons in Households				
Subpopulation	Total	Total Persons Served – Prevention	Total Persons Served – RRH	Total Persons Served in Emergency Shelters
Veterans	33	0	0	33
Victims of Domestic Violence	317	0	0	317
Elderly	55	0	0	55
HIV/AIDS	2			2
Chronically Homeless	127	0	0	127
Persons with Disabilities:				
Severely Mentally Ill	279	0	0	279
Chronic Substance Abuse	239	0	0	239
Other Disability	247	0	0	247
Total (unduplicated if possible)	765	0	0	765

Table 22 – Special Population Served

CR-70 – ESG 91.520(g) - Assistance Provided and Outcomes

10. Shelter Utilization

Number of New Units – Rehabbed	0
Number of New Units – Conversion	0
Total Number of bed - nighths available	107,048
Total Number of bed - nights provided	83,271
Capacity Utilization	77.79%

Table 23 – Shelter Capacity

Project Outcomes Data measured under the performance standards developed in consultation with the CoC(s)

Project outcomes are required for all CAPERS where the program year start date is 1-1-2022 or later. This form replaces the narrative in CR-70 of the eCon PlanningSuite.

From the Action Plan that covered ESG for this reporting period copy and paste or retype the information in Question 5 on screen AP-90: “Describe performance standards for evaluating ESG.”

Consistent with HUD/CoC performance measures and Alaska’s Plan to End Long Term Homelessness, the following standards will be used to evaluate ESG and ESG-CV activities (and source to determine performance): Emergency Shelters: Utilization rate of at least 65% (Source: AHAR) Rapid Re-Housing: 6+ months housing stability rate at least 82% (Source: HMIS/Provider reports) Homeless Prevention: 90-day housing retention rate of at least 80% (Source: Provider reports).

Based on the information from the Action Plan response previously provided to HUD:

1. Briefly describe how you met the performance standards identified in A-90 this program year. If they are not measurable as written type in N/A as the answer. 1. Emergency Shelter usage 68% 2. RRH retention - N/A as ESG funds were held in favor of Emergency Rental Assistance and other COVID response funds 3. Homeless Prevention retention was also supported through Emergency Rental Assistance 90-Day retention was 100% as they were transferred into Emergency Rental Assistance program.

2. Briefly describe what you did not meet and why. If they are not measurable as written type in N/A as the answer.

COVID response funds were combined with ESG funding to provide additional resources for eligible applicants. these unique funds allowed for better outcomes but also created a bit of a headache in reporting as some clients received case management but not direct assistance and could not be reported in HMIS under ESG as their direct assistance was through a different funding source.

OR

3. If your standards were not written as measurable, provide a sample of what you will change them to in the future? If they were measurable and you answered above type in N/A as the answer.

Reviewing programs as structured to improve data collection.

CR-75 – Expenditures

11. Expenditures

11a. ESG Expenditures for Homelessness Prevention

	Dollar Amount of Expenditures in Program Year		
	2021	2022	2023
Expenditures for Rental Assistance	\$52,048	\$0	\$57,554.18
Expenditures for Housing Relocation and Stabilization Services - Financial Assistance			\$3,959
Expenditures for Housing Relocation & Stabilization Services - Services			\$10,784.50
Expenditures for Homeless Prevention under Emergency Shelter Grants Program			
Subtotal Homelessness Prevention	\$52,048	\$0	\$72,297.68

Table 24 – ESG Expenditures for Homelessness Prevention

11b. ESG Expenditures for Rapid Re-Housing

	Dollar Amount of Expenditures in Program Year		
	2021	2022	2023
Expenditures for Rental Assistance	\$2,200	\$0	\$0
Expenditures for Housing Relocation and Stabilization Services - Financial Assistance		\$59,515.38	\$1,600.00
Expenditures for Housing Relocation & Stabilization Services - Services		\$13,282.16	\$17,000
Expenditures for Homeless Assistance under Emergency Shelter Grants Program			
Subtotal Rapid Re-Housing	\$2,200	\$72,797.54	\$18,600

Table 25 – ESG Expenditures for Rapid Re-Housing

11c. ESG Expenditures for Emergency Shelter

	Dollar Amount of Expenditures in Program Year		
	2021	2022	2023
Essential Services	\$90,918.81	\$1,041	\$150.50
Operations	\$16,951.02	\$136,294.50	\$122,127.22
Renovation			
Major Rehab			
Conversion			
Subtotal	\$107,869.83	137,335.50	\$122,277.72

Table 26 – ESG Expenditures for Emergency Shelter**11d. Other Grant Expenditures**

	Dollar Amount of Expenditures in Program Year		
	2021	2022	2023
Street Outreach			
HMIS			
Administration	\$1,232.65	\$9,248.43	\$15,075.79

Table 27 - Other Grant Expenditures**11e. Total ESG Grant Funds**

Total ESG Funds Expended	2021	2022	2023
	\$109101	\$146583	\$137352

Table 28 - Total ESG Funds Expended

11f. Match Source

	2021	2022	2023
Other Non-ESG HUD Funds			
Other Federal Funds		\$37,000	\$
State Government		\$116,825	\$128,225
Local Government		\$33,900	\$
Private Funds		\$430,940	\$356,220
Other			
Fees			
Program Income		\$55,000	\$
Total Match Amount	0	\$673,655	\$484,445

Table 29 - Other Funds Expended on Eligible ESG Activities**11g. Total**

Total Amount of Funds Expended on ESG Activities	2021	2022	2023
	\$163,349	\$893,045	\$712,823

Table 30 - Total Amount of Funds Expended on ESG Activities

APPENDIX A

CDBG Projects Closed

APPENDIX A

TABLE 2: CDBG PROGRAM PROJECTS CLOSED DURING 2022 PROGRAM YEAR									
ECONOMIC CHARACTERISTICS OF PERSONS ASSISTED									
Grant # IDIS	Locality	Project Description	Amount Awarded	Award Year	Year(s) Funded From	Activity	# Peo ple	HUD Obje ctive	% LMI
19- CDBG-02 2508	Saint Mary's	Saint Mary's Power Plant Construction	850,000	2019	2020	Public Facility	587	LMI	75.6%
20- CDBG-01 2520	Fairbanks	Senior Center Renovation	850,000	2020	2021	Public Facility	180 00	LMC	100%
20- CDBG-05 2518	Mekoryuk	Community Plan Update	11,326	2020	2020	Plan	206	LMI	65.71 %
20- CDBG-06 2542	Aniak	Library and Elder's Center	124,822	2020	2020	Public Facility	485	LMI	58.25 %
20- CDBG-07 2541	Thorne Bay	Davidson Landing Fire/EMS Hall	141,272	2020	2020	Public Facility	562	LMI	53.1%

APPENDIX B

CDBG Civil Rights and Technical Assistance

STATE OF ALASKA
FY 2023 State Performance/Evaluation Report
PART II — Narrative Requirements for
Civil Rights and Technical Assistance Funding

Civil Rights Compliance

Recipients of CDBG funds are required to undertake the activities to demonstrate their compliance with applicable anti-discrimination laws and regulations. Because of the various activities eligible under these programs some or all of the following may apply:

- Utilize newspapers and community resources targeted to members of minority groups to advertise the availability of housing, employment and contracting opportunities;
- Include the Affirmative Action/Equal Opportunity Employer Statement and/or Fair Housing Statement and disability logo in all advertisements/notices;
- Provide employment and training opportunities to Section 3 residents and businesses and if required, have in place and implement a Section 3 Plan.
- Solicit bids from Small, Minority- and Women-Owned Businesses and firms.
- Develop and implement a Fair Housing Action Plan and certification to affirmatively further Fair Housing;
- Develop and post a Fair Housing Policy Statement;
- Develop post and implement an Affirmative Action Plan or Affirmative Action Policy Statement;
- Recipients are required to include in any sub-contracts the necessary affirmative action and equal employment opportunity provisions to demonstrate the subcontractor's compliance with applicable state and federal laws and regulations;
- Develop and post an American with Disabilities Act (ADA) Notice and Grievance Procedure;
- Post at their offices fair housing and anti-discrimination posters and equal opportunity in employment posters.
- Applicants are strongly encouraged to develop and implement or update a Section 504 Self-Evaluation and Transition Plan.

CDBG grant recipients are supplied with a Civil Rights Handbook developed by DCCED. The handbook includes materials developed to assist them in compliance and provides a summary of the key laws and requirements which are applicable to the program including:

- A. Public Law 88-352, Title VI of the Civil Rights Act of 1964;
- B. Public Law 90-284, Title VIII of the Civil Rights Act of 1968 (Fair Housing Act);
- C. Executive Order 11063, as amended by Executive Order 12259 (24 CFR Part 107);
- D. Section 109 of the Housing and Community Development Act of 1974, as amended through 1981;
- E. Section 504 of the Rehabilitation Act of 1973, as amended (29 U.S.C. 794).
- F. Section 3 of the Housing and Urban Development Act of 1968;
- G. Section 104 (d) of the Housing and Urban Development Act of 1974, as Amended;

Summary of Activities and Results from Technical Assistance Funding

The State has set aside, used or intends to use 1% of its allocations to provide Technical Assistance to its grantees.

Workshop curriculum is now established and is updated as needed. All grants administrators have worked as a team in the development and updating of training materials and the coordination and scheduling of workshops around the state.

Workshops on grant writing, planning, and implementation were virtually presented in 2023 with a total 15 community representatives. We also conducted in person training with a total seven community representatives. Workshops are tentatively planned for fall 2024 to be held in Anchorage.

We consider these workshops one of our most successful activities. During the last day of the workshop participants are asked to complete an evaluation. This workshop routinely earns an “Excellent” overall rating. Comments by participants included the statement that this workshop not only helps you fill out an application, but it helps you to understand your participation in on-going projects in your community. This statement is a good example of the value of the workshops to Alaskan communities.

A Grant Administration workshop was also developed for communities who are awarded CDBG funds. This workshop contains more focused materials on implementing CDBG projects. This workshop has proven to be successful ways to provide program information to grantees that carry out grant funded projects. The next grant administration workshop is tentatively scheduled for spring 2025, after award of the FY24 CDBG grants.

APPENDIX C

PR26 - CDBG Financial Summary Report

PR28 – CDBG Activity Summary Report

PR28 - CDBG Financial Summary Report

State Program Year 2024

ALASKA



Office of Community Planning and Development
U.S. Department of Housing and Urban Development
Integrated Disbursement and Information System
PR26 - CDBG Financial Summary Report
Program Year 2023
ALASKA , AK

DATE: 09-10-24
TIME: 15:19
PAGE: 1

PART I: SUMMARY OF CDBG RESOURCES

01 UNEXPENDED CDBG FUNDS AT END OF PREVIOUS PROGRAM YEAR	0.00
02 ENTITLEMENT GRANT	2,699,725.00
03 SURPLUS URBAN RENEWAL	0.00
04 SECTION 108 GUARANTEED LOAN FUNDS	0.00
05 CURRENT YEAR PROGRAM INCOME	0.00
05a CURRENT YEAR SECTION 108 PROGRAM INCOME (FOR SI TYPE)	0.00
06 FUNDS RETURNED TO THE LINE-OF-CREDIT	0.00
06a FUNDS RETURNED TO THE LOCAL CDBG ACCOUNT	0.00
07 ADJUSTMENT TO COMPUTE TOTAL AVAILABLE	0.00
08 TOTAL AVAILABLE (SUM, LINES 01-07)	2,699,725.00

PART II: SUMMARY OF CDBG EXPENDITURES

09 DISBURSEMENTS OTHER THAN SECTION 108 REPAYMENTS AND PLANNING/ADMINISTRATION	2,069,962.82
10 ADJUSTMENT TO COMPUTE TOTAL AMOUNT SUBJECT TO LOW/MOD BENEFIT	0.00
11 AMOUNT SUBJECT TO LOW/MOD BENEFIT (LINE 09 + LINE 10)	2,069,962.82
12 DISBURSED IN IDIS FOR PLANNING/ADMINISTRATION	175,374.68
13 DISBURSED IN IDIS FOR SECTION 108 REPAYMENTS	0.00
14 ADJUSTMENT TO COMPUTE TOTAL EXPENDITURES	0.00
15 TOTAL EXPENDITURES (SUM, LINES 11-14)	2,245,337.50
16 UNEXPENDED BALANCE (LINE 08 - LINE 15)	454,387.50

PART III: LOW/MOD BENEFIT THIS REPORTING PERIOD

17 EXPENDED FOR LOW/MOD HOUSING IN SPECIAL AREAS	0.00
18 EXPENDED FOR LOW/MOD MULTI-UNIT HOUSING	0.00
19 DISBURSED FOR OTHER LOW/MOD ACTIVITIES	2,029,835.44
20 ADJUSTMENT TO COMPUTE TOTAL LOW/MOD CREDIT	0.00
21 TOTAL LOW/MOD CREDIT (SUM, LINES 17-20)	2,029,835.44
22 PERCENT LOW/MOD CREDIT (LINE 21/LINE 11)	98.06%

LOW/MOD BENEFIT FOR MULTI-YEAR CERTIFICATIONS

23 PROGRAM YEARS(PY) COVERED IN CERTIFICATION	PY: PY: PY:
24 CUMULATIVE NET EXPENDITURES SUBJECT TO LOW/MOD BENEFIT CALCULATION	0.00
25 CUMULATIVE EXPENDITURES BENEFITING LOW/MOD PERSONS	0.00
26 PERCENT BENEFIT TO LOW/MOD PERSONS (LINE 25/LINE 24)	0.00%

PART IV: PUBLIC SERVICE (PS) CAP CALCULATIONS

27 DISBURSED IN IDIS FOR PUBLIC SERVICES	0.00
28 PS UNLIQUIDATED OBLIGATIONS AT END OF CURRENT PROGRAM YEAR	0.00
29 PS UNLIQUIDATED OBLIGATIONS AT END OF PREVIOUS PROGRAM YEAR	0.00
30 ADJUSTMENT TO COMPUTE TOTAL PS OBLIGATIONS	0.00
31 TOTAL PS OBLIGATIONS (LINE 27 + LINE 28 - LINE 29 + LINE 30)	0.00
32 ENTITLEMENT GRANT	2,699,725.00
33 PRIOR YEAR PROGRAM INCOME	0.00
34 ADJUSTMENT TO COMPUTE TOTAL SUBJECT TO PS CAP	0.00
35 TOTAL SUBJECT TO PS CAP (SUM, LINES 32-34)	2,699,725.00
36 PERCENT FUNDS OBLIGATED FOR PS ACTIVITIES (LINE 31/LINE 35)	0.00%

PART V: PLANNING AND ADMINISTRATION (PA) CAP

37 DISBURSED IN IDIS FOR PLANNING/ADMINISTRATION	175,374.68
38 PA UNLIQUIDATED OBLIGATIONS AT END OF CURRENT PROGRAM YEAR	0.00
39 PA UNLIQUIDATED OBLIGATIONS AT END OF PREVIOUS PROGRAM YEAR	0.00
40 ADJUSTMENT TO COMPUTE TOTAL PA OBLIGATIONS	0.00
41 TOTAL PA OBLIGATIONS (LINE 37 + LINE 38 - LINE 39 + LINE 40)	175,374.68
42 ENTITLEMENT GRANT	2,699,725.00
43 CURRENT YEAR PROGRAM INCOME	0.00
44 ADJUSTMENT TO COMPUTE TOTAL SUBJECT TO PA CAP	0.00
45 TOTAL SUBJECT TO PA CAP (SUM, LINES 42-44)	2,699,725.00
46 PERCENT FUNDS OBLIGATED FOR PA ACTIVITIES (LINE 41/LINE 45)	6.50%



Office of Community Planning and Development
U.S. Department of Housing and Urban Development
Integrated Disbursement and Information System
PR26 - CDBG Financial Summary Report
Program Year 2023
ALASKA , AK

DATE: 09-10-24
TIME: 15:19
PAGE: 2

LINE 17 DETAIL: ACTIVITIES TO CONSIDER IN DETERMINING THE AMOUNT TO ENTER ON LINE 17

No data returned for this view. This might be because the applied filter excludes all data.

LINE 18 DETAIL: ACTIVITIES TO CONSIDER IN DETERMINING THE AMOUNT TO ENTER ON LINE 18

No data returned for this view. This might be because the applied filter excludes all data.

LINE 19 DETAIL: ACTIVITIES INCLUDED IN THE COMPUTATION OF LINE 19

Plan Year	IDIS Project	IDIS Activity	Voucher Number	Activity Name	Matrix Code	National Objective	Drawn Amount
2022	6	2602	6869824	22-CDBG-03 City of Fairbanks	03A	LMC	\$523,907.00
2022	6	2602	6900199	22-CDBG-03 City of Fairbanks	03A	LMC	\$172,523.00
2022	6	2602	6912175	22-CDBG-03 City of Fairbanks	03A	LMC	\$125,873.00
					03A	Matrix Code	\$822,303.00
2021	22	2577	6793799	21-CDBG-01 City of King Cove	03H	LMA	\$4,499.60
2021	22	2577	6801561	21-CDBG-01 City of King Cove	03H	LMA	\$21,224.80
2021	22	2577	6847704	21-CDBG-01 City of King Cove	03H	LMA	\$15,123.72
2021	22	2577	6888800	21-CDBG-01 City of King Cove	03H	LMA	\$42,609.95
					03H	Matrix Code	\$83,458.07
2020	17	2544	6801561	20-CDBG-02 City of Hughes	03Z	LMA	\$123,150.00
2021	22	2559	6793799	21-CDBG-02 City and Borough of Wrangell	03Z	LMA	\$502.72
2021	22	2559	6859624	21-CDBG-02 City and Borough of Wrangell	03Z	LMA	\$278,483.21
2021	22	2559	6877817	21-CDBG-02 City and Borough of Wrangell	03Z	LMA	\$242,117.67
2021	22	2578	6912175	21-CDBG-07 City of Marshall	03Z	LMA	\$85,737.96
2021	22	2593	6828654	21-CDBG-06 City & Borough of Juneau	03Z	LMC	\$31,600.00
2021	22	2593	6859624	21-CDBG-06 City & Borough of Juneau	03Z	LMC	\$301,802.00
2022	6	2591	6828654	22-CDBG-04 City of Pilot Station	03Z	LMA	\$30,064.65
2022	6	2591	6877817	22-CDBG-04 City of Pilot Station	03Z	LMA	\$13,098.63
2022	6	2591	6888800	22-CDBG-04 City of Pilot Station	03Z	LMA	\$17,465.72
2022	6	2612	6900199	22-CDBG-01 Bulk Fuel Facility/Dispensing Tankage Upgrade	03Z	LMA	\$51.81
					03Z	Matrix Code	\$1,124,074.37
Total							\$2,029,835.44

LINE 27 DETAIL: ACTIVITIES INCLUDED IN THE COMPUTATION OF LINE 27

No data returned for this view. This might be because the applied filter excludes all data.

LINE 37 DETAIL: ACTIVITIES INCLUDED IN THE COMPUTATION OF LINE 37

Plan Year	IDIS Project	IDIS Activity	Voucher Number	Activity Name	Matrix Code	National Objective	Drawn Amount
2019	6	2535	6828654	19-CDBG-05 City of Golovin	20		\$106,006.50
2019	6	2535	6877817	19-CDBG-05 City of Golovin	20		\$2,975.00
					20	Matrix Code	\$108,981.50
2019	6	2481	6793799	FY 19 State Administration	21J		\$9,684.60
2019	6	2481	6801561	FY 19 State Administration	21J		\$6,760.23
2019	6	2481	6828654	FY 19 State Administration	21J		\$6,161.52
2019	6	2481	6847704	FY 19 State Administration	21J		\$7,633.77
2020	17	2517	6847704	FFY 20 State Administration	21J		\$6,500.00
2020	17	2517	6877817	FFY 20 State Administration	21J		\$3,290.65
2020	17	2517	6888800	FFY 20 State Administration	21J		\$12,476.30
2020	17	2517	6900199	FFY 20 State Administration	21J		\$10,682.70
2020	17	2517	6912175	FFY 20 State Administration	21J		\$3,203.41

Plan Year	IDIS Project	IDIS Activity	Voucher Number	Activity Name	Matrix Code	National Objective	Drawn Amount
Total					21J	Matrix Code	\$66,393.18
							\$175,374.68

U.S. Department of Housing and Urban Development
Office of Community Planning and Development
Integrated Disbursement and Information System
State of Alaska
Performance and Evaluation Report
For Grant Year 2014
As of 09/10/2024
Grant Number B14DC020001

DATE: 09-10-24
TIME: 15:21
PAGE: 1

Part I: Financial Status

A. Sources of State CDBG Funds

1)	State Allocation	\$2,418,984.00
2)	Program Income	
3)	Program income receipted in IDIS	\$0.00
3 a)	Program income receipted from Section 108 Projects (for SI type)	\$0.00
4)	Adjustment to compute total program income	\$0.00
5)	Total program income (sum of lines 3 and 4)	\$0.00
6)	Section 108 Loan Funds	\$0.00
7)	Total State CDBG Resources (sum of lines 1,5 and 6)	\$2,418,984.00

B. State CDBG Resources by Use

8)	State Allocation	
9)	Obligated to recipients	\$4,438,334.53
10)	Adjustment to compute total obligated to recipients	\$0.00
11)	Total obligated to recipients (sum of lines 9 and 10)	\$4,438,334.53
12)	Set aside for State Administration	\$172,569.00
13)	Adjustment to compute total set aside for State Administration	\$0.00
14)	Total set aside for State Administration (sum of lines 12 and 13)	\$172,569.00
15)	Set aside for Technical Assistance	
16)	Adjustment to compute total set aside for Technical Assistance	\$0.00
17)	Total set aside for Technical Assistance (sum of lines 15 and 16)	
18)	State funds set aside for State Administration match	\$43,480.00

U.S. Department of Housing and Urban Development
Office of Community Planning and Development
Integrated Disbursement and Information System
State of Alaska
Performance and Evaluation Report
For Grant Year 2014
As of 09/10/2024
Grant Number B14DC020001

DATE: 09-10-24
TIME: 15:21
PAGE: 2

19)	Program Income	
20)	Returned to the state and redistributed	
20 a)	Section 108 program income expended for the Section 108 repayment	
21)	Adjustment to compute total redistributed	\$0.00
22)	Total redistributed (sum of lines 20 and 21)	\$0.00
23)	Returned to the state and not yet redistributed	\$0.00
23 a)	Section 108 program income not yet disbursed	\$0.00
24)	Adjustment to compute total not yet redistributed	\$0.00
25)	Total not yet redistributed (sum of lines 23 and 24)	\$0.00
26)	Retained by recipients	\$0.00
27)	Adjustment to compute total retained	\$0.00
28)	Total retained (sum of lines 26 and 27)	\$0.00
C.	Expenditures of State CDBG Resources	
29)	Drawn for State Administration	\$172,569.00
30)	Adjustment to amount drawn for State Administration	\$0.00
31)	Total drawn for State Administration	\$172,569.00
32)	Drawn for Technical Assistance	\$0.00
33)	Adjustment to amount drawn for Technical Assistance	\$0.00
34)	Total drawn for Technical Assistance	\$0.00
35)	Drawn for Section 108 Repayments	\$0.00
36)	Adjustment to amount drawn for Section 108 Repayments	\$0.00
37)	Total drawn for Section 108 Repayments	\$0.00
38)	Drawn for all other activities	\$4,265,765.53
39)	Adjustment to amount drawn for all other activities	\$0.00
40)	Total drawn for all other activities	\$4,265,765.53

U.S. Department of Housing and Urban Development
Office of Community Planning and Development
Integrated Disbursement and Information System
State of Alaska
Performance and Evaluation Report
For Grant Year 2014
As of 09/10/2024
Grant Number B14DC020001

DATE: 09-10-24
TIME: 15:21
PAGE: 3

D. Compliance with Public Service (PS) Cap

41)	Disbursed in IDIS for PS	\$0.00
42)	Adjustment to compute total disbursed for PS	\$0.00
43)	Total disbursed for PS (sum of lines 41 and 42)	\$0.00
44)	Amount subject to PS cap	
45)	State Allocation (line 1)	\$2,418,984.00
46)	Program Income Received (line 5)	\$0.00
47)	Adjustment to compute total subject to PS cap	\$0.00
48)	Total subject to PS cap (sum of lines 45-47)	\$2,418,984.00
49)	Percent of funds disbursed to date for PS (line 43 / line 48)	0.00%

E. Compliance with Planning and Administration (P/A) Cap

50)	Disbursed in IDIS for P/A from all fund types - Combined	\$172,569.00
51)	Adjustment to compute total disbursed for P/A	\$0.00
52)	Total disbursed for P/A (sum of lines 50 and 51)	\$172,569.00
53)	Amount subject to Combined Expenditure P/A cap	
54)	State Allocation (line 1)	\$2,418,984.00
55)	Program Income Received (line 5)	\$0.00
56)	Adjustment to compute total subject to P/A cap	\$0.00
57)	Total subject to P/A cap (sum of lines 54-56)	\$2,418,984.00
58)	Percent of funds disbursed to date for P/A (line 52 / line 57) Combined Cap	7.13%
59)	Disbursed in IDIS for P/A from Annual Grant Only	\$172,569.00
60)	Amount subject the Annual Grant P/A cap	
61)	State Allocation	\$2,418,984.00
62)	Percent of funds disbursed to date for P/A (line 59 / line 61) Annual Grant Cap	7.13%

U.S. Department of Housing and Urban Development
Office of Community Planning and Development
Integrated Disbursement and Information System
State of Alaska
Performance and Evaluation Report
For Grant Year 2014
As of 09/10/2024
Grant Number B14DC020001

DATE: 09-10-24
TIME: 15:21
PAGE: 4

Part II: Compliance with Overall Low and Moderate Income Benefit

63) Period specified for benefit: grant years 2014 – 2014

64) Final PER for compliance with the overall benefit test: [Yes]

	Grant Year	2014	2015	Total
65) Benefit LMI persons and households (1)		4,265,765.53	2,334,475.00	6,600,240.53
66) Benefit LMI, 108 activities		0.00	0.00	0.00
67) Benefit LMI, other adjustments		0.00	0.00	0.00
68) Total, Benefit LMI (sum of lines 65-67)		4,265,765.53	2,334,475.00	6,600,240.53
69) Prevent/Eliminate Slum/Blight		0.00	0.00	0.00
70) Prevent Slum/Blight, 108 activities		0.00	0.00	0.00
71) Total, Prevent Slum/Blight (sum of lines 69 and 70)		0.00	0.00	0.00
72) Meet Urgent Community Development Needs		0.00	0.00	0.00
73) Meet Urgent Needs, 108 activities		0.00	0.00	0.00
74) Total, Meet Urgent Needs (sum of lines 72 and 73)		0.00	0.00	0.00
75) Acquisition, New Construction, Rehab/Special Areas noncountable		0.00	0.00	0.00
76) Total disbursements subject to overall LMI benefit (sum of lines 68, 71, 74, and 75)		4,265,765.53	2,334,475.00	6,600,240.53
77) Low and moderate income benefit (line 68 / line 76)		1.00	1.00	1.00
78) Other Disbursements		1.00	1.00	2.00
79) State Administration		172,569.00	175,293.00	347,862.00
80) Technical Assistance		0.00	0.00	0.00
81) Local Administration		0.00	0.00	0.00
82) Section 108 repayments		0.00	0.00	0.00

U.S. Department of Housing and Urban Development
Office of Community Planning and Development
Integrated Disbursement and Information System
State of Alaska
Performance and Evaluation Report
For Grant Year 2015
As of 09/10/2024
Grant Number B15DC020001

DATE: 09-10-24
TIME: 15:21
PAGE: 1

Part I: Financial Status

A. Sources of State CDBG Funds

1)	State Allocation	\$2,509,768.00
2)	Program Income	
3)	Program income receipted in IDIS	\$0.00
3 a)	Program income receipted from Section 108 Projects (for SI type)	\$0.00
4)	Adjustment to compute total program income	\$0.00
5)	Total program income (sum of lines 3 and 4)	\$0.00
6)	Section 108 Loan Funds	\$0.00
7)	Total State CDBG Resources (sum of lines 1,5 and 6)	\$2,509,768.00

B. State CDBG Resources by Use

8)	State Allocation	
9)	Obligated to recipients	\$2,509,768.00
10)	Adjustment to compute total obligated to recipients	\$0.00
11)	Total obligated to recipients (sum of lines 9 and 10)	\$2,509,768.00
12)	Set aside for State Administration	\$175,293.00
13)	Adjustment to compute total set aside for State Administration	\$0.00
14)	Total set aside for State Administration (sum of lines 12 and 13)	\$175,293.00
15)	Set aside for Technical Assistance	
16)	Adjustment to compute total set aside for Technical Assistance	\$0.00
17)	Total set aside for Technical Assistance (sum of lines 15 and 16)	
18)	State funds set aside for State Administration match	\$50,195.00

U.S. Department of Housing and Urban Development
Office of Community Planning and Development
Integrated Disbursement and Information System
State of Alaska
Performance and Evaluation Report
For Grant Year 2015
As of 09/10/2024
Grant Number B15DC020001

DATE: 09-10-24
TIME: 15:21
PAGE: 2

19)	Program Income	
20)	Returned to the state and redistributed	
20 a)	Section 108 program income expended for the Section 108 repayment	
21)	Adjustment to compute total redistributed	\$0.00
22)	Total redistributed (sum of lines 20 and 21)	\$0.00
23)	Returned to the state and not yet redistributed	\$0.00
23 a)	Section 108 program income not yet disbursed	\$0.00
24)	Adjustment to compute total not yet redistributed	\$0.00
25)	Total not yet redistributed (sum of lines 23 and 24)	\$0.00
26)	Retained by recipients	\$0.00
27)	Adjustment to compute total retained	\$0.00
28)	Total retained (sum of lines 26 and 27)	\$0.00
C.	Expenditures of State CDBG Resources	
29)	Drawn for State Administration	\$175,293.00
30)	Adjustment to amount drawn for State Administration	\$0.00
31)	Total drawn for State Administration	\$175,293.00
32)	Drawn for Technical Assistance	\$0.00
33)	Adjustment to amount drawn for Technical Assistance	\$0.00
34)	Total drawn for Technical Assistance	\$0.00
35)	Drawn for Section 108 Repayments	\$0.00
36)	Adjustment to amount drawn for Section 108 Repayments	\$0.00
37)	Total drawn for Section 108 Repayments	\$0.00
38)	Drawn for all other activities	\$2,334,475.00
39)	Adjustment to amount drawn for all other activities	\$0.00
40)	Total drawn for all other activities	\$2,334,475.00

U.S. Department of Housing and Urban Development
Office of Community Planning and Development
Integrated Disbursement and Information System
State of Alaska
Performance and Evaluation Report
For Grant Year 2015
As of 09/10/2024
Grant Number B15DC020001

DATE: 09-10-24
TIME: 15:21
PAGE: 3

D. Compliance with Public Service (PS) Cap

41)	Disbursed in IDIS for PS	\$0.00
42)	Adjustment to compute total disbursed for PS	\$0.00
43)	Total disbursed for PS (sum of lines 41 and 42)	\$0.00
44)	Amount subject to PS cap	
45)	State Allocation (line 1)	\$2,509,768.00
46)	Program Income Received (line 5)	\$0.00
47)	Adjustment to compute total subject to PS cap	\$0.00
48)	Total subject to PS cap (sum of lines 45-47)	\$2,509,768.00
49)	Percent of funds disbursed to date for PS (line 43 / line 48)	0.00%

E. Compliance with Planning and Administration (P/A) Cap

50)	Disbursed in IDIS for P/A from all fund types - Combined	\$175,293.00
51)	Adjustment to compute total disbursed for P/A	\$0.00
52)	Total disbursed for P/A (sum of lines 50 and 51)	\$175,293.00
53)	Amount subject to Combined Expenditure P/A cap	
54)	State Allocation (line 1)	\$2,509,768.00
55)	Program Income Received (line 5)	\$0.00
56)	Adjustment to compute total subject to P/A cap	\$0.00
57)	Total subject to P/A cap (sum of lines 54-56)	\$2,509,768.00
58)	Percent of funds disbursed to date for P/A (line 52 / line 57) Combined Cap	6.98%
59)	Disbursed in IDIS for P/A from Annual Grant Only	\$175,293.00
60)	Amount subject the Annual Grant P/A cap	
61)	State Allocation	\$2,509,768.00
62)	Percent of funds disbursed to date for P/A (line 59 / line 61) Annual Grant Cap	6.98%

U.S. Department of Housing and Urban Development
Office of Community Planning and Development
Integrated Disbursement and Information System
State of Alaska
Performance and Evaluation Report
For Grant Year 2015
As of 09/10/2024
Grant Number B15DC020001

DATE: 09-10-24
TIME: 15:21
PAGE: 4

Part II: Compliance with Overall Low and Moderate Income Benefit

63) Period specified for benefit: grant years 2015 – 2017

64) Final PER for compliance with the overall benefit test: [No]

	Grant Year	2015	2016	2017	Total
65) Benefit LMI persons and households (1)		2,334,475.00	2,415,098.00	2,450,120.00	7,199,693.00
66) Benefit LMI, 108 activities		0.00	0.00	0.00	0.00
67) Benefit LMI, other adjustments		0.00	0.00	0.00	0.00
68) Total, Benefit LMI (sum of lines 65-67)		2,334,475.00	2,415,098.00	2,450,120.00	7,199,693.00
69) Prevent/Eliminate Slum/Blight		0.00	0.00	0.00	0.00
70) Prevent Slum/Blight, 108 activities		0.00	0.00	0.00	0.00
71) Total, Prevent Slum/Blight (sum of lines 69 and 70)		0.00	0.00	0.00	0.00
72) Meet Urgent Community Development Needs		0.00	0.00	0.00	0.00
73) Meet Urgent Needs, 108 activities		0.00	0.00	0.00	0.00
74) Total, Meet Urgent Needs (sum of lines 72 and 73)		0.00	0.00	0.00	0.00
75) Acquisition, New Construction, Rehab/Special Areas noncountable		0.00	0.00	0.00	0.00
76) Total disbursements subject to overall LMI benefit (sum of lines 68, 71, 74, and 75)		2,334,475.00	2,415,098.00	2,450,120.00	7,199,693.00
77) Low and moderate income benefit (line 68 / line 76)		1.00	1.00	1.00	1.00
78) Other Disbursements		1.00	1.00	1.00	3.00
79) State Administration		175,293.00	177,786.00	178,869.00	531,948.00
80) Technical Assistance		0.00	0.00	0.00	0.00
81) Local Administration		0.00	0.00	0.00	0.00
82) Section 108 repayments		0.00	0.00	0.00	0.00

U.S. Department of Housing and Urban Development
Office of Community Planning and Development
Integrated Disbursement and Information System
State of Alaska
Performance and Evaluation Report
For Grant Year 2016
As of 09/10/2024
Grant Number B16DC020001

DATE: 09-10-24
TIME: 15:22
PAGE: 1

Part I: Financial Status

A. Sources of State CDBG Funds

1)	State Allocation	\$2,592,884.00
2)	Program Income	
3)	Program income receipted in IDIS	\$0.00
3 a)	Program income receipted from Section 108 Projects (for SI type)	\$0.00
4)	Adjustment to compute total program income	\$0.00
5)	Total program income (sum of lines 3 and 4)	\$0.00
6)	Section 108 Loan Funds	\$0.00
7)	Total State CDBG Resources (sum of lines 1,5 and 6)	\$2,592,884.00

B. State CDBG Resources by Use

8)	State Allocation	
9)	Obligated to recipients	\$2,592,884.00
10)	Adjustment to compute total obligated to recipients	\$0.00
11)	Total obligated to recipients (sum of lines 9 and 10)	\$2,592,884.00
12)	Set aside for State Administration	\$177,786.00
13)	Adjustment to compute total set aside for State Administration	\$0.00
14)	Total set aside for State Administration (sum of lines 12 and 13)	\$177,786.00
15)	Set aside for Technical Assistance	
16)	Adjustment to compute total set aside for Technical Assistance	\$0.00
17)	Total set aside for Technical Assistance (sum of lines 15 and 16)	
18)	State funds set aside for State Administration match	\$51,858.00

U.S. Department of Housing and Urban Development
Office of Community Planning and Development
Integrated Disbursement and Information System
State of Alaska
Performance and Evaluation Report
For Grant Year 2016
As of 09/10/2024
Grant Number B16DC020001

DATE: 09-10-24
TIME: 15:22
PAGE: 2

19)	Program Income	
20)	Returned to the state and redistributed	
20 a)	Section 108 program income expended for the Section 108 repayment	
21)	Adjustment to compute total redistributed	\$0.00
22)	Total redistributed (sum of lines 20 and 21)	\$0.00
23)	Returned to the state and not yet redistributed	\$0.00
23 a)	Section 108 program income not yet disbursed	\$0.00
24)	Adjustment to compute total not yet redistributed	\$0.00
25)	Total not yet redistributed (sum of lines 23 and 24)	\$0.00
26)	Retained by recipients	\$0.00
27)	Adjustment to compute total retained	\$0.00
28)	Total retained (sum of lines 26 and 27)	\$0.00

C. Expenditures of State CDBG Resources

29)	Drawn for State Administration	\$177,786.00
30)	Adjustment to amount drawn for State Administration	\$0.00
31)	Total drawn for State Administration	\$177,786.00
32)	Drawn for Technical Assistance	\$0.00
33)	Adjustment to amount drawn for Technical Assistance	\$0.00
34)	Total drawn for Technical Assistance	\$0.00
35)	Drawn for Section 108 Repayments	\$0.00
36)	Adjustment to amount drawn for Section 108 Repayments	\$0.00
37)	Total drawn for Section 108 Repayments	\$0.00
38)	Drawn for all other activities	\$2,415,098.00
39)	Adjustment to amount drawn for all other activities	\$0.00
40)	Total drawn for all other activities	\$2,415,098.00

U.S. Department of Housing and Urban Development
Office of Community Planning and Development
Integrated Disbursement and Information System
State of Alaska
Performance and Evaluation Report
For Grant Year 2016
As of 09/10/2024
Grant Number B16DC020001

DATE: 09-10-24
TIME: 15:22
PAGE: 3

D. Compliance with Public Service (PS) Cap

41)	Disbursed in IDIS for PS	\$0.00
42)	Adjustment to compute total disbursed for PS	\$0.00
43)	Total disbursed for PS (sum of lines 41 and 42)	\$0.00
44)	Amount subject to PS cap	
45)	State Allocation (line 1)	\$2,592,884.00
46)	Program Income Received (line 5)	\$0.00
47)	Adjustment to compute total subject to PS cap	\$0.00
48)	Total subject to PS cap (sum of lines 45-47)	\$2,592,884.00
49)	Percent of funds disbursed to date for PS (line 43 / line 48)	0.00%

E. Compliance with Planning and Administration (P/A) Cap

50)	Disbursed in IDIS for P/A from all fund types - Combined	\$177,786.00
51)	Adjustment to compute total disbursed for P/A	\$0.00
52)	Total disbursed for P/A (sum of lines 50 and 51)	\$177,786.00
53)	Amount subject to Combined Expenditure P/A cap	
54)	State Allocation (line 1)	\$2,592,884.00
55)	Program Income Received (line 5)	\$0.00
56)	Adjustment to compute total subject to P/A cap	\$0.00
57)	Total subject to P/A cap (sum of lines 54-56)	\$2,592,884.00
58)	Percent of funds disbursed to date for P/A (line 52 / line 57) Combined Cap	6.86%
59)	Disbursed in IDIS for P/A from Annual Grant Only	\$177,786.00
60)	Amount subject the Annual Grant P/A cap	
61)	State Allocation	\$2,592,884.00
62)	Percent of funds disbursed to date for P/A (line 59 / line 61) Annual Grant Cap	6.86%

U.S. Department of Housing and Urban Development
Office of Community Planning and Development
Integrated Disbursement and Information System
State of Alaska
Performance and Evaluation Report
For Grant Year 2016
As of 09/10/2024
Grant Number B16DC020001

DATE: 09-10-24
TIME: 15:22
PAGE: 4

Part II: Compliance with Overall Low and Moderate Income Benefit

63) Period specified for benefit: grant years 2015 – 2017

64) Final PER for compliance with the overall benefit test: [No]

	Grant Year	2015	2016	2017	Total
65) Benefit LMI persons and households (1)		2,334,475.00	2,415,098.00	2,450,120.00	7,199,693.00
66) Benefit LMI, 108 activities		0.00	0.00	0.00	0.00
67) Benefit LMI, other adjustments		0.00	0.00	0.00	0.00
68) Total, Benefit LMI (sum of lines 65-67)		2,334,475.00	2,415,098.00	2,450,120.00	7,199,693.00
69) Prevent/Eliminate Slum/Blight		0.00	0.00	0.00	0.00
70) Prevent Slum/Blight, 108 activities		0.00	0.00	0.00	0.00
71) Total, Prevent Slum/Blight (sum of lines 69 and 70)		0.00	0.00	0.00	0.00
72) Meet Urgent Community Development Needs		0.00	0.00	0.00	0.00
73) Meet Urgent Needs, 108 activities		0.00	0.00	0.00	0.00
74) Total, Meet Urgent Needs (sum of lines 72 and 73)		0.00	0.00	0.00	0.00
75) Acquisition, New Construction, Rehab/Special Areas noncountable		0.00	0.00	0.00	0.00
76) Total disbursements subject to overall LMI benefit (sum of lines 68, 71, 74, and 75)		2,334,475.00	2,415,098.00	2,450,120.00	7,199,693.00
77) Low and moderate income benefit (line 68 / line 76)		1.00	1.00	1.00	1.00
78) Other Disbursements		1.00	1.00	1.00	3.00
79) State Administration		175,293.00	177,786.00	178,869.00	531,948.00
80) Technical Assistance		0.00	0.00	0.00	0.00
81) Local Administration		0.00	0.00	0.00	0.00
82) Section 108 repayments		0.00	0.00	0.00	0.00

U.S. Department of Housing and Urban Development
Office of Community Planning and Development
Integrated Disbursement and Information System
State of Alaska
Performance and Evaluation Report
For Grant Year 2018
As of 09/10/2024
Grant Number B18DC020001

DATE: 09-10-24
TIME: 15:24
PAGE: 1

Part I: Financial Status

A. Sources of State CDBG Funds

1)	State Allocation	\$2,958,723.00
2)	Program Income	
3)	Program income receipted in IDIS	\$0.00
3 a)	Program income receipted from Section 108 Projects (for SI type)	\$0.00
4)	Adjustment to compute total program income	\$0.00
5)	Total program income (sum of lines 3 and 4)	\$0.00
6)	Section 108 Loan Funds	\$0.00
7)	Total State CDBG Resources (sum of lines 1,5 and 6)	\$2,958,723.00

B. State CDBG Resources by Use

8)	State Allocation	
9)	Obligated to recipients	\$2,716,740.01
10)	Adjustment to compute total obligated to recipients	\$0.00
11)	Total obligated to recipients (sum of lines 9 and 10)	\$2,716,740.01
12)	Set aside for State Administration	\$39,112.34
13)	Adjustment to compute total set aside for State Administration	\$0.00
14)	Total set aside for State Administration (sum of lines 12 and 13)	\$39,112.34
15)	Set aside for Technical Assistance	\$15,443.66
16)	Adjustment to compute total set aside for Technical Assistance	\$0.00
17)	Total set aside for Technical Assistance (sum of lines 15 and 16)	\$15,443.66
18)	State funds set aside for State Administration match	\$59,174.00

U.S. Department of Housing and Urban Development
Office of Community Planning and Development
Integrated Disbursement and Information System
State of Alaska
Performance and Evaluation Report
For Grant Year 2018
As of 09/10/2024
Grant Number B18DC020001

DATE: 09-10-24
TIME: 15:24
PAGE: 2

19)	Program Income	
20)	Returned to the state and redistributed	
20 a)	Section 108 program income expended for the Section 108 repayment	
21)	Adjustment to compute total redistributed	\$0.00
22)	Total redistributed (sum of lines 20 and 21)	\$0.00
23)	Returned to the state and not yet redistributed	\$0.00
23 a)	Section 108 program income not yet disbursed	\$0.00
24)	Adjustment to compute total not yet redistributed	\$0.00
25)	Total not yet redistributed (sum of lines 23 and 24)	\$0.00
26)	Retained by recipients	\$0.00
27)	Adjustment to compute total retained	\$0.00
28)	Total retained (sum of lines 26 and 27)	\$0.00

C. Expenditures of State CDBG Resources

29)	Drawn for State Administration	\$39,112.34
30)	Adjustment to amount drawn for State Administration	\$0.00
31)	Total drawn for State Administration	\$39,112.34
32)	Drawn for Technical Assistance	\$15,443.66
33)	Adjustment to amount drawn for Technical Assistance	\$0.00
34)	Total drawn for Technical Assistance	\$15,443.66
35)	Drawn for Section 108 Repayments	\$0.00
36)	Adjustment to amount drawn for Section 108 Repayments	\$0.00
37)	Total drawn for Section 108 Repayments	\$0.00
38)	Drawn for all other activities	\$2,662,184.01
39)	Adjustment to amount drawn for all other activities	\$0.00
40)	Total drawn for all other activities	\$2,662,184.01

U.S. Department of Housing and Urban Development
Office of Community Planning and Development
Integrated Disbursement and Information System
State of Alaska
Performance and Evaluation Report
For Grant Year 2018
As of 09/10/2024
Grant Number B18DC020001

DATE: 09-10-24
TIME: 15:24
PAGE: 3

D. Compliance with Public Service (PS) Cap

41)	Disbursed in IDIS for PS	\$0.00
42)	Adjustment to compute total disbursed for PS	\$0.00
43)	Total disbursed for PS (sum of lines 41 and 42)	\$0.00
44)	Amount subject to PS cap	
45)	State Allocation (line 1)	\$2,958,723.00
46)	Program Income Received (line 5)	\$0.00
47)	Adjustment to compute total subject to PS cap	\$0.00
48)	Total subject to PS cap (sum of lines 45-47)	\$2,958,723.00
49)	Percent of funds disbursed to date for PS (line 43 / line 48)	0.00%

E. Compliance with Planning and Administration (P/A) Cap

50)	Disbursed in IDIS for P/A from all fund types - Combined	\$576,300.34
51)	Adjustment to compute total disbursed for P/A	\$0.00
52)	Total disbursed for P/A (sum of lines 50 and 51)	\$576,300.34
53)	Amount subject to Combined Expenditure P/A cap	
54)	State Allocation (line 1)	\$2,958,723.00
55)	Program Income Received (line 5)	\$0.00
56)	Adjustment to compute total subject to P/A cap	\$0.00
57)	Total subject to P/A cap (sum of lines 54-56)	\$2,958,723.00
58)	Percent of funds disbursed to date for P/A (line 52 / line 57) Combined Cap	19.48%
59)	Disbursed in IDIS for P/A from Annual Grant Only	\$576,300.34
60)	Amount subject the Annual Grant P/A cap	
61)	State Allocation	\$2,958,723.00
62)	Percent of funds disbursed to date for P/A (line 59 / line 61) Annual Grant Cap	19.48%

U.S. Department of Housing and Urban Development
Office of Community Planning and Development
Integrated Disbursement and Information System
State of Alaska
Performance and Evaluation Report
For Grant Year 2018
As of 09/10/2024
Grant Number B18DC020001

DATE: 09-10-24
TIME: 15:24
PAGE: 4

Part II: Compliance with Overall Low and Moderate Income Benefit

63) Period specified for benefit: grant years 2018 – 2020

64) Final PER for compliance with the overall benefit test: [No]

	Grant Year	2018	2019	2020	Total
65) Benefit LMI persons and households (1)		2,124,996.01	1,946,871.50	2,681,889.00	6,753,756.51
66) Benefit LMI, 108 activities		0.00	0.00	0.00	0.00
67) Benefit LMI, other adjustments		0.00	0.00	0.00	0.00
68) Total, Benefit LMI (sum of lines 65-67)		2,124,996.01	1,946,871.50	2,681,889.00	6,753,756.51
69) Prevent/Eliminate Slum/Blight		0.00	0.00	0.00	0.00
70) Prevent Slum/Blight, 108 activities		0.00	0.00	0.00	0.00
71) Total, Prevent Slum/Blight (sum of lines 69 and 70)		0.00	0.00	0.00	0.00
72) Meet Urgent Community Development Needs		0.00	0.00	0.00	0.00
73) Meet Urgent Needs, 108 activities		0.00	0.00	0.00	0.00
74) Total, Meet Urgent Needs (sum of lines 72 and 73)		0.00	0.00	0.00	0.00
75) Acquisition, New Construction, Rehab/Special Areas noncountable		0.00	0.00	0.00	0.00
76) Total disbursements subject to overall LMI benefit (sum of lines 68, 71, 74, and 75)		2,124,996.01	1,946,871.50	2,681,889.00	6,753,756.51
77) Low and moderate income benefit (line 68 / line 76)		1.00	1.00	1.00	1.00
78) Other Disbursements		1.00	1.00	1.00	3.00
79) State Administration		39,112.34	90,801.94	43,640.23	173,554.51
80) Technical Assistance		15,443.66	30,028.83	31,564.73	77,037.22
81) Local Administration		537,188.00	214,988.00	11,326.33	763,502.33
82) Section 108 repayments		0.00	0.00	0.00	0.00

U.S. Department of Housing and Urban Development
Office of Community Planning and Development
Integrated Disbursement and Information System
State of Alaska
Performance and Evaluation Report
For Grant Year 2019
As of 09/10/2024
Grant Number B19DC020001

DATE: 09-10-24
TIME: 15:25
PAGE: 1

Part I: Financial Status

A. Sources of State CDBG Funds

1)	State Allocation	\$3,017,702.00
2)	Program Income	
3)	Program income receipted in IDIS	\$0.00
3 a)	Program income receipted from Section 108 Projects (for SI type)	\$0.00
4)	Adjustment to compute total program income	\$0.00
5)	Total program income (sum of lines 3 and 4)	\$0.00
6)	Section 108 Loan Funds	\$0.00
7)	Total State CDBG Resources (sum of lines 1,5 and 6)	\$3,017,702.00

B. State CDBG Resources by Use

8)	State Allocation	
9)	Obligated to recipients	\$2,955,519.00
10)	Adjustment to compute total obligated to recipients	\$0.00
11)	Total obligated to recipients (sum of lines 9 and 10)	\$2,955,519.00
12)	Set aside for State Administration	\$160,354.00
13)	Adjustment to compute total set aside for State Administration	\$0.00
14)	Total set aside for State Administration (sum of lines 12 and 13)	\$160,354.00
15)	Set aside for Technical Assistance	\$30,177.00
16)	Adjustment to compute total set aside for Technical Assistance	\$0.00
17)	Total set aside for Technical Assistance (sum of lines 15 and 16)	\$30,177.00
18)	State funds set aside for State Administration match	\$60,354.00

U.S. Department of Housing and Urban Development
Office of Community Planning and Development
Integrated Disbursement and Information System
State of Alaska
Performance and Evaluation Report
For Grant Year 2019
As of 09/10/2024
Grant Number B19DC020001

DATE: 09-10-24
TIME: 15:25
PAGE: 2

19)	Program Income	
20)	Returned to the state and redistributed	
20 a)	Section 108 program income expended for the Section 108 repayment	
21)	Adjustment to compute total redistributed	\$0.00
22)	Total redistributed (sum of lines 20 and 21)	\$0.00
23)	Returned to the state and not yet redistributed	\$0.00
23 a)	Section 108 program income not yet disbursed	\$0.00
24)	Adjustment to compute total not yet redistributed	\$0.00
25)	Total not yet redistributed (sum of lines 23 and 24)	\$0.00
26)	Retained by recipients	\$0.00
27)	Adjustment to compute total retained	\$0.00
28)	Total retained (sum of lines 26 and 27)	\$0.00

C. Expenditures of State CDBG Resources

29)	Drawn for State Administration	\$90,801.94
30)	Adjustment to amount drawn for State Administration	\$0.00
31)	Total drawn for State Administration	\$90,801.94
32)	Drawn for Technical Assistance	\$30,028.83
33)	Adjustment to amount drawn for Technical Assistance	\$0.00
34)	Total drawn for Technical Assistance	\$30,028.83
35)	Drawn for Section 108 Repayments	\$0.00
36)	Adjustment to amount drawn for Section 108 Repayments	\$0.00
37)	Total drawn for Section 108 Repayments	\$0.00
38)	Drawn for all other activities	\$2,161,859.50
39)	Adjustment to amount drawn for all other activities	\$0.00
40)	Total drawn for all other activities	\$2,161,859.50

U.S. Department of Housing and Urban Development
Office of Community Planning and Development
Integrated Disbursement and Information System
State of Alaska
Performance and Evaluation Report
For Grant Year 2019
As of 09/10/2024
Grant Number B19DC020001

DATE: 09-10-24
TIME: 15:25
PAGE: 3

D. Compliance with Public Service (PS) Cap

41)	Disbursed in IDIS for PS	\$0.00
42)	Adjustment to compute total disbursed for PS	\$0.00
43)	Total disbursed for PS (sum of lines 41 and 42)	\$0.00
44)	Amount subject to PS cap	
45)	State Allocation (line 1)	\$3,017,702.00
46)	Program Income Received (line 5)	\$0.00
47)	Adjustment to compute total subject to PS cap	\$0.00
48)	Total subject to PS cap (sum of lines 45-47)	\$3,017,702.00
49)	Percent of funds disbursed to date for PS (line 43 / line 48)	0.00%

E. Compliance with Planning and Administration (P/A) Cap

50)	Disbursed in IDIS for P/A from all fund types - Combined	\$305,789.94
51)	Adjustment to compute total disbursed for P/A	\$0.00
52)	Total disbursed for P/A (sum of lines 50 and 51)	\$305,789.94
53)	Amount subject to Combined Expenditure P/A cap	
54)	State Allocation (line 1)	\$3,017,702.00
55)	Program Income Received (line 5)	\$0.00
56)	Adjustment to compute total subject to P/A cap	\$0.00
57)	Total subject to P/A cap (sum of lines 54-56)	\$3,017,702.00
58)	Percent of funds disbursed to date for P/A (line 52 / line 57) Combined Cap	10.13%
59)	Disbursed in IDIS for P/A from Annual Grant Only	\$305,789.94
60)	Amount subject the Annual Grant P/A cap	
61)	State Allocation	\$3,017,702.00
62)	Percent of funds disbursed to date for P/A (line 59 / line 61) Annual Grant Cap	10.13%

U.S. Department of Housing and Urban Development
Office of Community Planning and Development
Integrated Disbursement and Information System
State of Alaska
Performance and Evaluation Report
For Grant Year 2019
As of 09/10/2024
Grant Number B19DC020001

DATE: 09-10-24
TIME: 15:25
PAGE: 4

Part II: Compliance with Overall Low and Moderate Income Benefit

63) Period specified for benefit: grant years 2019 – 2021

64) Final PER for compliance with the overall benefit test: [No]

	Grant Year	2019	2020	2021	Total
65) Benefit LMI persons and households (1)		1,946,871.50	2,681,889.00	1,976,053.99	6,604,814.49
66) Benefit LMI, 108 activities		0.00	0.00	0.00	0.00
67) Benefit LMI, other adjustments		0.00	0.00	0.00	0.00
68) Total, Benefit LMI (sum of lines 65-67)		1,946,871.50	2,681,889.00	1,976,053.99	6,604,814.49
69) Prevent/Eliminate Slum/Blight		0.00	0.00	0.00	0.00
70) Prevent Slum/Blight, 108 activities		0.00	0.00	0.00	0.00
71) Total, Prevent Slum/Blight (sum of lines 69 and 70)		0.00	0.00	0.00	0.00
72) Meet Urgent Community Development Needs		0.00	0.00	0.00	0.00
73) Meet Urgent Needs, 108 activities		0.00	0.00	0.00	0.00
74) Total, Meet Urgent Needs (sum of lines 72 and 73)		0.00	0.00	0.00	0.00
75) Acquisition, New Construction, Rehab/Special Areas noncountable		0.00	0.00	0.00	0.00
76) Total disbursements subject to overall LMI benefit (sum of lines 68, 71, 74, and 75)		1,946,871.50	2,681,889.00	1,976,053.99	6,604,814.49
77) Low and moderate income benefit (line 68 / line 76)		1.00	1.00	1.00	1.00
78) Other Disbursements		1.00	1.00	1.00	3.00
79) State Administration		90,801.94	43,640.23	0.00	134,442.17
80) Technical Assistance		30,028.83	31,564.73	3,306.84	64,900.40
81) Local Administration		214,988.00	11,326.33	0.00	226,314.33
82) Section 108 repayments		0.00	0.00	0.00	0.00

U.S. Department of Housing and Urban Development
Office of Community Planning and Development
Integrated Disbursement and Information System
State of Alaska
Performance and Evaluation Report
For Grant Year 2020
As of 09/10/2024
Grant Number B20DC020001

DATE: 09-10-24
TIME: 15:26
PAGE: 1

Part I: Financial Status

A. Sources of State CDBG Funds

1)	State Allocation	\$3,160,071.00
2)	Program Income	
3)	Program income receipted in IDIS	\$0.00
3 a)	Program income receipted from Section 108 Projects (for SI type)	\$0.00
4)	Adjustment to compute total program income	\$0.00
5)	Total program income (sum of lines 3 and 4)	\$0.00
6)	Section 108 Loan Funds	\$0.00
7)	Total State CDBG Resources (sum of lines 1,5 and 6)	\$3,160,071.00

B. State CDBG Resources by Use

8)	State Allocation	
9)	Obligated to recipients	\$3,022,222.33
10)	Adjustment to compute total obligated to recipients	\$0.00
11)	Total obligated to recipients (sum of lines 9 and 10)	\$3,022,222.33
12)	Set aside for State Administration	\$163,201.00
13)	Adjustment to compute total set aside for State Administration	\$0.00
14)	Total set aside for State Administration (sum of lines 12 and 13)	\$163,201.00
15)	Set aside for Technical Assistance	\$31,601.00
16)	Adjustment to compute total set aside for Technical Assistance	\$0.00
17)	Total set aside for Technical Assistance (sum of lines 15 and 16)	\$31,601.00
18)	State funds set aside for State Administration match	\$63,201.00

U.S. Department of Housing and Urban Development
Office of Community Planning and Development
Integrated Disbursement and Information System
State of Alaska
Performance and Evaluation Report
For Grant Year 2020
As of 09/10/2024
Grant Number B20DC020001

DATE: 09-10-24
TIME: 15:26
PAGE: 2

19)	Program Income	
20)	Returned to the state and redistributed	
20 a)	Section 108 program income expended for the Section 108 repayment	
21)	Adjustment to compute total redistributed	\$0.00
22)	Total redistributed (sum of lines 20 and 21)	\$0.00
23)	Returned to the state and not yet redistributed	\$0.00
23 a)	Section 108 program income not yet disbursed	\$0.00
24)	Adjustment to compute total not yet redistributed	\$0.00
25)	Total not yet redistributed (sum of lines 23 and 24)	\$0.00
26)	Retained by recipients	\$0.00
27)	Adjustment to compute total retained	\$0.00
28)	Total retained (sum of lines 26 and 27)	\$0.00

C. Expenditures of State CDBG Resources

29)	Drawn for State Administration	\$43,640.23
30)	Adjustment to amount drawn for State Administration	\$0.00
31)	Total drawn for State Administration	\$43,640.23
32)	Drawn for Technical Assistance	\$31,564.73
33)	Adjustment to amount drawn for Technical Assistance	\$0.00
34)	Total drawn for Technical Assistance	\$31,564.73
35)	Drawn for Section 108 Repayments	\$0.00
36)	Adjustment to amount drawn for Section 108 Repayments	\$0.00
37)	Total drawn for Section 108 Repayments	\$0.00
38)	Drawn for all other activities	\$2,693,215.33
39)	Adjustment to amount drawn for all other activities	\$0.00
40)	Total drawn for all other activities	\$2,693,215.33

U.S. Department of Housing and Urban Development
Office of Community Planning and Development
Integrated Disbursement and Information System
State of Alaska
Performance and Evaluation Report
For Grant Year 2020
As of 09/10/2024
Grant Number B20DC020001

DATE: 09-10-24
TIME: 15:26
PAGE: 3

D. Compliance with Public Service (PS) Cap

41)	Disbursed in IDIS for PS	\$141,272.00
42)	Adjustment to compute total disbursed for PS	\$0.00
43)	Total disbursed for PS (sum of lines 41 and 42)	\$141,272.00
44)	Amount subject to PS cap	
45)	State Allocation (line 1)	\$3,160,071.00
46)	Program Income Received (line 5)	\$0.00
47)	Adjustment to compute total subject to PS cap	\$0.00
48)	Total subject to PS cap (sum of lines 45-47)	\$3,160,071.00
49)	Percent of funds disbursed to date for PS (line 43 / line 48)	4.47%

E. Compliance with Planning and Administration (P/A) Cap

50)	Disbursed in IDIS for P/A from all fund types - Combined	\$54,966.56
51)	Adjustment to compute total disbursed for P/A	\$0.00
52)	Total disbursed for P/A (sum of lines 50 and 51)	\$54,966.56
53)	Amount subject to Combined Expenditure P/A cap	
54)	State Allocation (line 1)	\$3,160,071.00
55)	Program Income Received (line 5)	\$0.00
56)	Adjustment to compute total subject to P/A cap	\$0.00
57)	Total subject to P/A cap (sum of lines 54-56)	\$3,160,071.00
58)	Percent of funds disbursed to date for P/A (line 52 / line 57) Combined Cap	1.74%
59)	Disbursed in IDIS for P/A from Annual Grant Only	\$54,966.56
60)	Amount subject the Annual Grant P/A cap	
61)	State Allocation	\$3,160,071.00
62)	Percent of funds disbursed to date for P/A (line 59 / line 61) Annual Grant Cap	1.74%

U.S. Department of Housing and Urban Development
Office of Community Planning and Development
Integrated Disbursement and Information System
State of Alaska
Performance and Evaluation Report
For Grant Year 2020
As of 09/10/2024
Grant Number B20DC020001

DATE: 09-10-24
TIME: 15:26
PAGE: 4

Part II: Compliance with Overall Low and Moderate Income Benefit

63) Period specified for benefit: grant years 2021 – 2023

64) Final PER for compliance with the overall benefit test: [No]

	Grant Year	2021	2022	2023	Total
65) Benefit LMI persons and households (1)		1,976,053.99	883,037.19	0.00	2,859,091.18
66) Benefit LMI, 108 activities		0.00	0.00	0.00	0.00
67) Benefit LMI, other adjustments		0.00	0.00	0.00	0.00
68) Total, Benefit LMI (sum of lines 65-67)		1,976,053.99	883,037.19	0.00	2,859,091.18
69) Prevent/Eliminate Slum/Blight		0.00	0.00	0.00	0.00
70) Prevent Slum/Blight, 108 activities		0.00	0.00	0.00	0.00
71) Total, Prevent Slum/Blight (sum of lines 69 and 70)		0.00	0.00	0.00	0.00
72) Meet Urgent Community Development Needs		0.00	0.00	0.00	0.00
73) Meet Urgent Needs, 108 activities		0.00	0.00	0.00	0.00
74) Total, Meet Urgent Needs (sum of lines 72 and 73)		0.00	0.00	0.00	0.00
75) Acquisition, New Construction, Rehab/Special Areas noncountable		0.00	0.00	0.00	0.00
76) Total disbursements subject to overall LMI benefit (sum of lines 68, 71, 74, and 75)		1,976,053.99	883,037.19	0.00	2,859,091.18
77) Low and moderate income benefit (line 68 / line 76)		1.00	1.00	0.00	1.00
78) Other Disbursements		1.00	1.00	1.00	3.00
79) State Administration		0.00	0.00	0.00	0.00
80) Technical Assistance		3,306.84	0.00	0.00	3,306.84
81) Local Administration		0.00	0.00	0.00	0.00
82) Section 108 repayments		0.00	0.00	0.00	0.00

U.S. Department of Housing and Urban Development
Office of Community Planning and Development
Integrated Disbursement and Information System
State of Alaska
Performance and Evaluation Report
For Grant Year 2021
As of 09/10/2024
Grant Number B21DC020001

DATE: 09-10-24
TIME: 15:26
PAGE: 1

Part I: Financial Status

A. Sources of State CDBG Funds

1)	State Allocation	\$3,348,442.00
2)	Program Income	
3)	Program income receipted in IDIS	\$0.00
3 a)	Program income receipted from Section 108 Projects (for SI type)	\$0.00
4)	Adjustment to compute total program income	\$0.00
5)	Total program income (sum of lines 3 and 4)	\$0.00
6)	Section 108 Loan Funds	\$0.00
7)	Total State CDBG Resources (sum of lines 1,5 and 6)	\$3,348,442.00

B. State CDBG Resources by Use

8)	State Allocation	
9)	Obligated to recipients	\$2,498,442.00
10)	Adjustment to compute total obligated to recipients	\$0.00
11)	Total obligated to recipients (sum of lines 9 and 10)	\$2,498,442.00
12)	Set aside for State Administration	\$166,968.00
13)	Adjustment to compute total set aside for State Administration	\$0.00
14)	Total set aside for State Administration (sum of lines 12 and 13)	\$166,968.00
15)	Set aside for Technical Assistance	\$33,484.00
16)	Adjustment to compute total set aside for Technical Assistance	\$0.00
17)	Total set aside for Technical Assistance (sum of lines 15 and 16)	\$33,484.00
18)	State funds set aside for State Administration match	\$0.00

U.S. Department of Housing and Urban Development
Office of Community Planning and Development
Integrated Disbursement and Information System
State of Alaska
Performance and Evaluation Report
For Grant Year 2021
As of 09/10/2024
Grant Number B21DC020001

DATE: 09-10-24
TIME: 15:26
PAGE: 2

19)	Program Income	
20)	Returned to the state and redistributed	
20 a)	Section 108 program income expended for the Section 108 repayment	
21)	Adjustment to compute total redistributed	\$0.00
22)	Total redistributed (sum of lines 20 and 21)	\$0.00
23)	Returned to the state and not yet redistributed	\$0.00
23 a)	Section 108 program income not yet disbursed	\$0.00
24)	Adjustment to compute total not yet redistributed	\$0.00
25)	Total not yet redistributed (sum of lines 23 and 24)	\$0.00
26)	Retained by recipients	\$0.00
27)	Adjustment to compute total retained	\$0.00
28)	Total retained (sum of lines 26 and 27)	\$0.00

C. Expenditures of State CDBG Resources

29)	Drawn for State Administration	\$0.00
30)	Adjustment to amount drawn for State Administration	\$0.00
31)	Total drawn for State Administration	\$0.00
32)	Drawn for Technical Assistance	\$3,306.84
33)	Adjustment to amount drawn for Technical Assistance	\$0.00
34)	Total drawn for Technical Assistance	\$3,306.84
35)	Drawn for Section 108 Repayments	\$0.00
36)	Adjustment to amount drawn for Section 108 Repayments	\$0.00
37)	Total drawn for Section 108 Repayments	\$0.00
38)	Drawn for all other activities	\$1,976,053.99
39)	Adjustment to amount drawn for all other activities	\$0.00
40)	Total drawn for all other activities	\$1,976,053.99

U.S. Department of Housing and Urban Development
Office of Community Planning and Development
Integrated Disbursement and Information System
State of Alaska
Performance and Evaluation Report
For Grant Year 2021
As of 09/10/2024
Grant Number B21DC020001

DATE: 09-10-24
TIME: 15:26
PAGE: 3

D. Compliance with Public Service (PS) Cap

41)	Disbursed in IDIS for PS	\$0.00
42)	Adjustment to compute total disbursed for PS	\$0.00
43)	Total disbursed for PS (sum of lines 41 and 42)	\$0.00
44)	Amount subject to PS cap	
45)	State Allocation (line 1)	\$3,348,442.00
46)	Program Income Received (line 5)	\$0.00
47)	Adjustment to compute total subject to PS cap	\$0.00
48)	Total subject to PS cap (sum of lines 45-47)	\$3,348,442.00
49)	Percent of funds disbursed to date for PS (line 43 / line 48)	0.00%

E. Compliance with Planning and Administration (P/A) Cap

50)	Disbursed in IDIS for P/A from all fund types - Combined	\$0.00
51)	Adjustment to compute total disbursed for P/A	\$0.00
52)	Total disbursed for P/A (sum of lines 50 and 51)	\$0.00
53)	Amount subject to Combined Expenditure P/A cap	
54)	State Allocation (line 1)	\$3,348,442.00
55)	Program Income Received (line 5)	\$0.00
56)	Adjustment to compute total subject to P/A cap	\$0.00
57)	Total subject to P/A cap (sum of lines 54-56)	\$3,348,442.00
58)	Percent of funds disbursed to date for P/A (line 52 / line 57) Combined Cap	0.00%
59)	Disbursed in IDIS for P/A from Annual Grant Only	\$0.00
60)	Amount subject the Annual Grant P/A cap	
61)	State Allocation	\$0.00
62)	Percent of funds disbursed to date for P/A (line 59 / line 61) Annual Grant Cap	0.00%

U.S. Department of Housing and Urban Development
Office of Community Planning and Development
Integrated Disbursement and Information System
State of Alaska
Performance and Evaluation Report
For Grant Year 2021
As of 09/10/2024
Grant Number B21DC020001

DATE: 09-10-24
TIME: 15:26
PAGE: 4

Part II: Compliance with Overall Low and Moderate Income Benefit

63) Period specified for benefit: grant years 2022 – 2024

64) Final PER for compliance with the overall benefit test: [No]

	Grant Year	2022	2023	2024	Total
65) Benefit LMI persons and households (1)		883,037.19	0.00	0.00	883,037.19
66) Benefit LMI, 108 activities		0.00	0.00	0.00	0.00
67) Benefit LMI, other adjustments		0.00	0.00	0.00	0.00
68) Total, Benefit LMI (sum of lines 65-67)		883,037.19	0.00	0.00	883,037.19
69) Prevent/Eliminate Slum/Blight		0.00	0.00	0.00	0.00
70) Prevent Slum/Blight, 108 activities		0.00	0.00	0.00	0.00
71) Total, Prevent Slum/Blight (sum of lines 69 and 70)		0.00	0.00	0.00	0.00
72) Meet Urgent Community Development Needs		0.00	0.00	0.00	0.00
73) Meet Urgent Needs, 108 activities		0.00	0.00	0.00	0.00
74) Total, Meet Urgent Needs (sum of lines 72 and 73)		0.00	0.00	0.00	0.00
75) Acquisition, New Construction, Rehab/Special Areas noncountable		0.00	0.00	0.00	0.00
76) Total disbursements subject to overall LMI benefit (sum of lines 68, 71, 74, and 75)		883,037.19	0.00	0.00	883,037.19
77) Low and moderate income benefit (line 68 / line 76)		1.00	0.00	0.00	1.00
78) Other Disbursements		1.00	1.00	1.00	3.00
79) State Administration		0.00	0.00	0.00	0.00
80) Technical Assistance		0.00	0.00	0.00	0.00
81) Local Administration		0.00	0.00	0.00	0.00
82) Section 108 repayments		0.00	0.00	0.00	0.00

U.S. Department of Housing and Urban Development
Office of Community Planning and Development
Integrated Disbursement and Information System
State of Alaska
Performance and Evaluation Report
For Grant Year 2022
As of 09/10/2024
Grant Number B22DC020001

DATE: 09-10-24
TIME: 15:27
PAGE: 1

Part I: Financial Status

A. Sources of State CDBG Funds

1)	State Allocation	\$2,696,239.00
2)	Program Income	
3)	Program income receipted in IDIS	\$0.00
3 a)	Program income receipted from Section 108 Projects (for SI type)	\$0.00
4)	Adjustment to compute total program income	\$0.00
5)	Total program income (sum of lines 3 and 4)	\$0.00
6)	Section 108 Loan Funds	\$0.00
7)	Total State CDBG Resources (sum of lines 1,5 and 6)	\$2,696,239.00

B. State CDBG Resources by Use

8)	State Allocation	
9)	Obligated to recipients	\$1,971,376.00
10)	Adjustment to compute total obligated to recipients	\$0.00
11)	Total obligated to recipients (sum of lines 9 and 10)	\$1,971,376.00
12)	Set aside for State Administration	\$153,924.00
13)	Adjustment to compute total set aside for State Administration	\$0.00
14)	Total set aside for State Administration (sum of lines 12 and 13)	\$153,924.00
15)	Set aside for Technical Assistance	\$26,962.00
16)	Adjustment to compute total set aside for Technical Assistance	\$0.00
17)	Total set aside for Technical Assistance (sum of lines 15 and 16)	\$26,962.00
18)	State funds set aside for State Administration match	\$0.00

U.S. Department of Housing and Urban Development
Office of Community Planning and Development
Integrated Disbursement and Information System
State of Alaska
Performance and Evaluation Report
For Grant Year 2022
As of 09/10/2024
Grant Number B22DC020001

DATE: 09-10-24
TIME: 15:27
PAGE: 2

19)	Program Income	
20)	Returned to the state and redistributed	
20 a)	Section 108 program income expended for the Section 108 repayment	
21)	Adjustment to compute total redistributed	\$0.00
22)	Total redistributed (sum of lines 20 and 21)	\$0.00
23)	Returned to the state and not yet redistributed	\$0.00
23 a)	Section 108 program income not yet disbursed	\$0.00
24)	Adjustment to compute total not yet redistributed	\$0.00
25)	Total not yet redistributed (sum of lines 23 and 24)	\$0.00
26)	Retained by recipients	\$0.00
27)	Adjustment to compute total retained	\$0.00
28)	Total retained (sum of lines 26 and 27)	\$0.00

C. Expenditures of State CDBG Resources

29)	Drawn for State Administration	\$0.00
30)	Adjustment to amount drawn for State Administration	\$0.00
31)	Total drawn for State Administration	\$0.00
32)	Drawn for Technical Assistance	\$0.00
33)	Adjustment to amount drawn for Technical Assistance	\$0.00
34)	Total drawn for Technical Assistance	\$0.00
35)	Drawn for Section 108 Repayments	\$0.00
36)	Adjustment to amount drawn for Section 108 Repayments	\$0.00
37)	Total drawn for Section 108 Repayments	\$0.00
38)	Drawn for all other activities	\$883,037.19
39)	Adjustment to amount drawn for all other activities	\$0.00
40)	Total drawn for all other activities	\$883,037.19

U.S. Department of Housing and Urban Development
Office of Community Planning and Development
Integrated Disbursement and Information System
State of Alaska
Performance and Evaluation Report
For Grant Year 2022
As of 09/10/2024
Grant Number B22DC020001

DATE: 09-10-24
TIME: 15:27
PAGE: 3

D. Compliance with Public Service (PS) Cap

41)	Disbursed in IDIS for PS	\$0.00
42)	Adjustment to compute total disbursed for PS	\$0.00
43)	Total disbursed for PS (sum of lines 41 and 42)	\$0.00
44)	Amount subject to PS cap	
45)	State Allocation (line 1)	\$2,696,239.00
46)	Program Income Received (line 5)	\$0.00
47)	Adjustment to compute total subject to PS cap	\$0.00
48)	Total subject to PS cap (sum of lines 45-47)	\$2,696,239.00
49)	Percent of funds disbursed to date for PS (line 43 / line 48)	0.00%

E. Compliance with Planning and Administration (P/A) Cap

50)	Disbursed in IDIS for P/A from all fund types - Combined	\$0.00
51)	Adjustment to compute total disbursed for P/A	\$0.00
52)	Total disbursed for P/A (sum of lines 50 and 51)	\$0.00
53)	Amount subject to Combined Expenditure P/A cap	
54)	State Allocation (line 1)	\$2,696,239.00
55)	Program Income Received (line 5)	\$0.00
56)	Adjustment to compute total subject to P/A cap	\$0.00
57)	Total subject to P/A cap (sum of lines 54-56)	\$2,696,239.00
58)	Percent of funds disbursed to date for P/A (line 52 / line 57) Combined Cap	0.00%
59)	Disbursed in IDIS for P/A from Annual Grant Only	\$0.00
60)	Amount subject the Annual Grant P/A cap	
61)	State Allocation	\$0.00
62)	Percent of funds disbursed to date for P/A (line 59 / line 61) Annual Grant Cap	0.00%

IDIS - PR28

U.S. Department of Housing and Urban Development
Office of Community Planning and Development
Integrated Disbursement and Information System
State of Alaska
Performance and Evaluation Report
For Grant Year 2022
As of 09/10/2024
Grant Number B22DC020001

DATE: 09-10-24
TIME: 15:27
PAGE: 4

Part II: Compliance with Overall Low and Moderate Income Benefit

63) Period specified for benefit: grant years 0 – 0

64) Final PER for compliance with the overall benefit test: [No]

No data returned for this view. This might be because the applied filter excludes all data.

U.S. Department of Housing and Urban Development
Office of Community Planning and Development
Integrated Disbursement and Information System
State CDBG Program Activity Summary Report
Program Year 2023
ALASKA

Time: 15:30
Page: 1

UGLG:

Grant Year: 2019

Project: 0006 - FFY 19 CDBG

Objective:

IDIS Activity: 2480 - FFY 19 1% Technical Assistance

Outcome:

Activity to prevent, prepare for, and respond to Coronavirus: No

Status: Open

Matrix Code: State CDBG Technical Assistance to Grantees (19H)

Location:

National Objective:

Initial Funding Date: 08/28/2020

Description:

Financing:

FFY 19 1% Technical Assistance

Funded Amount: \$30,177.00

Net Drawn: \$30,028.83

Balance: \$148.17

Proposed Accomplishments:

: 0

Total Population in Service Area: 0

Census Tract Percent Low / Mod: 0.00

Actual Accomplishments:

Number assisted:

Owner		Renter		Total		Person
Total	Hispanic	Total	Hispanic	Total	Hispanic	

White:	0	0	0	0	0	0	0
Black/African American:	0	0	0	0	0	0	0
Asian:	0	0	0	0	0	0	0
American Indian/Alaskan Native:	0	0	0	0	0	0	0
Native Hawaiian/Other Pacific Islander:	0	0	0	0	0	0	0
American Indian/Alaskan Native & White:	0	0	0	0	0	0	0
Asian White:	0	0	0	0	0	0	0
Black/African American & White:	0	0	0	0	0	0	0
American Indian/Alaskan Native & Black/African American:	0	0	0	0	0	0	0
Other multi-racial:	0	0	0	0	0	0	0
Asian/Pacific Islander:	0	0	0	0	0	0	0
Hispanic:	0	0	0	0	0	0	0
Total:	0	0	0	0	0	0	0
Female-headed Households:	0		0		0		

Income Category:

	Owner	Renter	Total	Person
Extremely Low	0	0	0	0
Low Mod	0	0	0	0
Moderate	0	0	0	0
Non Low Moderate	0	0	0	0
Total	0	0	0	0
Percent Low/Mod	0.0%	0.0%	0.0%	0.0%

Annual Accomplishments	Accomplishment Narrative
Year	# Benefiting

UGLG:

Grant Year: 2019

Project: 0006 - FFY 19 CDBG

Objective:

IDIS Activity: 2481 - FY 19 State Administration

Outcome:

Activity to prevent, prepare for, and respond to Coronavirus: No

Status: Open

Matrix Code: State Administration (21J)

Location:

National Objective:

, -

Initial Funding Date: 08/28/2020

Description:

Financing:

FFY 19 State Administration

Funded Amount: \$160,354.00

Net Drawn: \$90,801.94

Balance: \$69,552.06

Proposed Accomplishments:

: 0

Total Population in Service Area: 0

Census Tract Percent Low / Mod: 0.00

Actual Accomplishments:

Number assisted:

Owner		Renter		Total		Person
Total	Hispanic	Total	Hispanic	Total	Hispanic	

White:	0	0	0	0	0	0	0
Black/African American:	0	0	0	0	0	0	0
Asian:	0	0	0	0	0	0	0
American Indian/Alaskan Native:	0	0	0	0	0	0	0
Native Hawaiian/Other Pacific Islander:	0	0	0	0	0	0	0
American Indian/Alaskan Native & White:	0	0	0	0	0	0	0
Asian White:	0	0	0	0	0	0	0
Black/African American & White:	0	0	0	0	0	0	0
American Indian/Alaskan Native & Black/African American:	0	0	0	0	0	0	0
Other multi-racial:	0	0	0	0	0	0	0
Asian/Pacific Islander:	0	0	0	0	0	0	0
Hispanic:	0	0	0	0	0	0	0
Total:	0	0	0	0	0	0	0
Female-headed Households:	0		0		0		

Income Category:

	Owner	Renter	Total	Person
Extremely Low	0	0	0	0
Low Mod	0	0	0	0
Moderate	0	0	0	0
Non Low Moderate	0	0	0	0
Total	0	0	0	0
Percent Low/Mod	0.0%	0.0%	0.0%	0.0%

Annual Accomplishments	Accomplishment Narrative
Year	# Benefiting

UGLG:

Grant Year: 2019

Project: 0006 - FFY 19 CDBG

Objective:

IDIS Activity: 2535 - 19-CDBG-05 City of Golovin

Outcome:

Activity to prevent, prepare for, and respond to Coronavirus: No

Status: Completed 09/30/2023

Matrix Code: Planning (20)

Location:

National Objective:

, -

Initial Funding Date: 01/07/2022

Description:

Financing:

Golovin Migration Master Planning

Funded Amount: \$214,988.00

Net Drawn: \$214,988.00

Balance: \$0.00

Proposed Accomplishments:

: 0

Total Population in Service Area: 0

Census Tract Percent Low / Mod: 0.00

Actual Accomplishments:

Number assisted:

Owner		Renter		Total		Person
Total	Hispanic	Total	Hispanic	Total	Hispanic	

White:	0	0	0	0	0	0	0
Black/African American:	0	0	0	0	0	0	0
Asian:	0	0	0	0	0	0	0
American Indian/Alaskan Native:	0	0	0	0	0	0	0
Native Hawaiian/Other Pacific Islander:	0	0	0	0	0	0	0
American Indian/Alaskan Native & White:	0	0	0	0	0	0	0
Asian White:	0	0	0	0	0	0	0
Black/African American & White:	0	0	0	0	0	0	0
American Indian/Alaskan Native & Black/African American:	0	0	0	0	0	0	0
Other multi-racial:	0	0	0	0	0	0	0
Asian/Pacific Islander:	0	0	0	0	0	0	0
Hispanic:	0	0	0	0	0	0	0
Total:	0	0	0	0	0	0	0
Female-headed Households:	0		0		0		

Income Category:				
	Owner	Renter	Total	Person
Extremely Low	0	0	0	0
Low Mod	0	0	0	0
Moderate	0	0	0	0
Non Low Moderate	0	0	0	0
Total	0	0	0	0
Percent Low/Mod	0.0%	0.0%	0.0%	0.0%

Annual Accomplishments		Accomplishment Narrative
Year	# Benefiting	

UGLG:

Grant Year: 2020

Project: 0017 - FFY 20 CDBG

Objective:

IDIS Activity: 2516 - FFY 20 1% Technical Assistance

Outcome:

Activity to prevent, prepare for, and respond to Coronavirus: No

Status: Open

Matrix Code: State CDBG Technical Assistance to Grantees (19H)

Location:

National Objective:

Initial Funding Date: 08/24/2021

Description:

Financing:

FFY 20 1% Technical Assistance

Funded Amount: \$31,601.00

Net Drawn: \$31,564.73

Balance: \$36.27

Proposed Accomplishments:

: 0

Total Population in Service Area: 0

Census Tract Percent Low / Mod: 0.00

Actual Accomplishments:

Number assisted:

Owner		Renter		Total		Person
Total	Hispanic	Total	Hispanic	Total	Hispanic	

White:	0	0	0	0	0	0	0
Black/African American:	0	0	0	0	0	0	0
Asian:	0	0	0	0	0	0	0
American Indian/Alaskan Native:	0	0	0	0	0	0	0
Native Hawaiian/Other Pacific Islander:	0	0	0	0	0	0	0
American Indian/Alaskan Native & White:	0	0	0	0	0	0	0
Asian White:	0	0	0	0	0	0	0
Black/African American & White:	0	0	0	0	0	0	0
American Indian/Alaskan Native & Black/African American:	0	0	0	0	0	0	0
Other multi-racial:	0	0	0	0	0	0	0
Asian/Pacific Islander:	0	0	0	0	0	0	0
Hispanic:	0	0	0	0	0	0	0
Total:	0	0	0	0	0	0	0
Female-headed Households:	0		0		0		

Income Category:

	Owner	Renter	Total	Person
Extremely Low	0	0	0	0
Low Mod	0	0	0	0
Moderate	0	0	0	0
Non Low Moderate	0	0	0	0
Total	0	0	0	0
Percent Low/Mod	0.0%	0.0%	0.0%	0.0%

Annual Accomplishments	Accomplishment Narrative
Year	# Benefiting

UGLG:

Grant Year: 2020

Project: 0017 - FFY 20 CDBG

Objective:

IDIS Activity: 2517 - FFY 20 State Administration

Outcome:

Activity to prevent, prepare for, and respond to Coronavirus: No

Status: Open

Matrix Code: State Administration (21J)

Location:

National Objective:

, -

Initial Funding Date: 08/24/2021

Description:

Financing:

FFY 20 State Administration

Funded Amount: \$163,201.00

Net Drawn: \$43,640.23

Balance: \$119,560.77

Proposed Accomplishments:

: 0

Total Population in Service Area: 0

Census Tract Percent Low / Mod: 0.00

Actual Accomplishments:

Number assisted:

Owner		Renter		Total		Person
Total	Hispanic	Total	Hispanic	Total	Hispanic	

White:	0	0	0	0	0	0	0
Black/African American:	0	0	0	0	0	0	0
Asian:	0	0	0	0	0	0	0
American Indian/Alaskan Native:	0	0	0	0	0	0	0
Native Hawaiian/Other Pacific Islander:	0	0	0	0	0	0	0
American Indian/Alaskan Native & White:	0	0	0	0	0	0	0
Asian White:	0	0	0	0	0	0	0
Black/African American & White:	0	0	0	0	0	0	0
American Indian/Alaskan Native & Black/African American:	0	0	0	0	0	0	0
Other multi-racial:	0	0	0	0	0	0	0
Asian/Pacific Islander:	0	0	0	0	0	0	0
Hispanic:	0	0	0	0	0	0	0
Total:	0	0	0	0	0	0	0
Female-headed Households:	0		0		0		

Income Category:

	Owner	Renter	Total	Person
Extremely Low	0	0	0	0
Low Mod	0	0	0	0
Moderate	0	0	0	0
Non Low Moderate	0	0	0	0
Total	0	0	0	0
Percent Low/Mod	0.0%	0.0%	0.0%	0.0%

Annual Accomplishments	Accomplishment Narrative
Year	# Benefiting

UGLG:

Grant Year: 2020

Project: 0018 - FFY 20 CDBG-Coronavirus

Objective:

IDIS Activity: 2530 - FFY 20 CDBG-CV State Administration

Outcome:

Activity to prevent, prepare for, and respond to Coronavirus: Yes

Status: Open

Matrix Code: State Administration (21J)

Location:

National Objective:

, -

Initial Funding Date: 11/12/2021

Description:

Financing:

Funded Amount: \$423,810.00

Net Drawn: \$260,868.84

Balance: \$162,941.16

Proposed Accomplishments:

: 0

Total Population in Service Area: 0

Census Tract Percent Low / Mod: 0.00

Actual Accomplishments:

Number assisted:

Owner		Renter		Total		Person
Total	Hispanic	Total	Hispanic	Total	Hispanic	

White:	0	0	0	0	0	0	0
Black/African American:	0	0	0	0	0	0	0
Asian:	0	0	0	0	0	0	0
American Indian/Alaskan Native:	0	0	0	0	0	0	0
Native Hawaiian/Other Pacific Islander:	0	0	0	0	0	0	0
American Indian/Alaskan Native & White:	0	0	0	0	0	0	0
Asian White:	0	0	0	0	0	0	0
Black/African American & White:	0	0	0	0	0	0	0
American Indian/Alaskan Native & Black/African American:	0	0	0	0	0	0	0
Other multi-racial:	0	0	0	0	0	0	0
Asian/Pacific Islander:	0	0	0	0	0	0	0
Hispanic:	0	0	0	0	0	0	0
Total:	0	0	0	0	0	0	0
Female-headed Households:	0		0		0		

Income Category:				
	Owner	Renter	Total	Person
Extremely Low	0	0	0	0
Low Mod	0	0	0	0
Moderate	0	0	0	0
Non Low Moderate	0	0	0	0
Total	0	0	0	0
Percent Low/Mod	0.0%	0.0%	0.0%	0.0%

Annual Accomplishments		Accomplishment Narrative	
Year	# Benefiting		

UGLG:

Grant Year: 2020

Project: 0018 - FFY 20 CDBG-Coronavirus

Objective:

IDIS Activity: 2531 - FFY 20 CDBG-CV Technical Assistance

Outcome:

Activity to prevent, prepare for, and respond to Coronavirus: Yes

Status: Open

Matrix Code: State CDBG Technical Assistance to Grantees (19H)

Location:

National Objective:

, -

Initial Funding Date: 11/12/2021

Description:

Financing:

Funded Amount: \$61,904.00

Net Drawn: \$2,036.69

Balance: \$59,867.31

Proposed Accomplishments:

: 0

Total Population in Service Area: 0

Census Tract Percent Low / Mod: 0.00

Actual Accomplishments:

Number assisted:

Owner		Renter		Total		Person
Total	Hispanic	Total	Hispanic	Total	Hispanic	

White:	0	0	0	0	0	0	0
Black/African American:	0	0	0	0	0	0	0
Asian:	0	0	0	0	0	0	0
American Indian/Alaskan Native:	0	0	0	0	0	0	0
Native Hawaiian/Other Pacific Islander:	0	0	0	0	0	0	0
American Indian/Alaskan Native & White:	0	0	0	0	0	0	0
Asian White:	0	0	0	0	0	0	0
Black/African American & White:	0	0	0	0	0	0	0
American Indian/Alaskan Native & Black/African American:	0	0	0	0	0	0	0
Other multi-racial:	0	0	0	0	0	0	0
Asian/Pacific Islander:	0	0	0	0	0	0	0
Hispanic:	0	0	0	0	0	0	0
Total:	0	0	0	0	0	0	0
Female-headed Households:	0		0		0		

Income Category:

	Owner	Renter	Total	Person
Extremely Low	0	0	0	0
Low Mod	0	0	0	0
Moderate	0	0	0	0
Non Low Moderate	0	0	0	0
Total	0	0	0	0
Percent Low/Mod	0.0%	0.0%	0.0%	0.0%

Annual Accomplishments		Accomplishment Narrative
Year	# Benefiting	

UGLG:SELDOVIA

Grant Year:2020

Project:0018 - FFY 20 CDBG-Coronavirus

IDIS Activity:2554 - 20-CDBGCV-01 City of Seldovia

Activity to prevent, prepare for, and respond to Coronavirus:Yes

Status:Open

Location:
, -

Objective:Create suitable living environments

Outcome:Availability/accessibility

Matrix Code:Other Public Improvements Not Listed in 03A-03S (03Z)

National Objective:LMA

Initial Funding Date:08/19/2022

Financing:

Funded Amount:\$644,096.85

Net Drawn:\$644,096.85

Balance:\$0.00

Description:

To improve ventilation, air flow, air purification, and temperature control in multipurpose building to prevent, prepare and respond to coronavirus.

Proposed Accomplishments:

People (General) : 235

Total Population in Service Area: 235

Census Tract Percent Low / Mod: 62.50

Actual Accomplishments:

Number assisted:

Owner		Renter		Total		Person
Total	Hispanic	Total	Hispanic	Total	Hispanic	

White:	0	0	0	0	0	0	0
Black/African American:	0	0	0	0	0	0	0
Asian:	0	0	0	0	0	0	0
American Indian/Alaskan Native:	0	0	0	0	0	0	0
Native Hawaiian/Other Pacific Islander:	0	0	0	0	0	0	0
American Indian/Alaskan Native & White:	0	0	0	0	0	0	0
Asian White:	0	0	0	0	0	0	0
Black/African American & White:	0	0	0	0	0	0	0
American Indian/Alaskan Native & Black/African American:	0	0	0	0	0	0	0
Other multi-racial:	0	0	0	0	0	0	0
Asian/Pacific Islander:	0	0	0	0	0	0	0
Hispanic:	0	0	0	0	0	0	0
Total:	0	0	0	0	0	0	0
Female-headed Households:	0		0		0		

Income Category:				
	Owner	Renter	Total	Person
Extremely Low	0	0	0	0
Low Mod	0	0	0	0
Moderate	0	0	0	0
Non Low Moderate	0	0	0	0
Total	0	0	0	0
Percent Low/Mod	0.0%	0.0%	0.0%	0.0%

Annual Accomplishments		Accomplishment Narrative
Year	# Benefiting	

UGLG:	Wrangell, City of				
Grant Year:	2020				
Project:	0018 - FFY 20 CDBG-Coronavirus		Objective:	Create suitable living environments	
IDIS Activity:	2556 - 20-CDBGCV-02 City and Borough of Wrangell		Outcome:	Availability/accessibility	
Activity to prevent, prepare for, and respond to Coronavirus: Yes					
Status:	Open		Matrix Code:	Parks, Recreational Facilities (03F)	
Location:	, -		National Objective:	LMA	
Initial Funding Date:	08/26/2022		Description:	Replace mechanical devices within the HVAC system and complete temperature control upgrades to recreation facility to prevent, prepare and respond to coronavirus.	
Financing:					
Funded Amount:	\$806,712.00				
Net Drawn:	\$600,009.90				
Balance:	\$206,702.10				
Proposed Accomplishments:					
People (General) : 914					
Total Population in Service Area: 914					
Census Tract Percent Low / Mod: 52.80					
Actual Accomplishments:					
Number assisted:					
		Owner	Renter	Total	
Total	Hispanic	Total	Hispanic	Total	Hispanic Person

White:	0	0	0	0	0	0	0
Black/African American:	0	0	0	0	0	0	0
Asian:	0	0	0	0	0	0	0
American Indian/Alaskan Native:	0	0	0	0	0	0	0
Native Hawaiian/Other Pacific Islander:	0	0	0	0	0	0	0
American Indian/Alaskan Native & White:	0	0	0	0	0	0	0
Asian White:	0	0	0	0	0	0	0
Black/African American & White:	0	0	0	0	0	0	0
American Indian/Alaskan Native & Black/African American:	0	0	0	0	0	0	0
Other multi-racial:	0	0	0	0	0	0	0
Asian/Pacific Islander:	0	0	0	0	0	0	0
Hispanic:	0	0	0	0	0	0	0
Total:	0	0	0	0	0	0	0
Female-headed Households:	0		0		0		

Income Category:

	Owner	Renter	Total	Person
Extremely Low	0	0	0	0
Low Mod	0	0	0	0
Moderate	0	0	0	0
Non Low Moderate	0	0	0	0
Total	0	0	0	0
Percent Low/Mod	0.0%	0.0%	0.0%	0.0%

Annual Accomplishments	Accomplishment Narrative
Year	# Benefiting

White:	0	0	0	0	0	0	0
Black/African American:	0	0	0	0	0	0	0
Asian:	0	0	0	0	0	0	0
American Indian/Alaskan Native:	0	0	0	0	0	0	0
Native Hawaiian/Other Pacific Islander:	0	0	0	0	0	0	0
American Indian/Alaskan Native & White:	0	0	0	0	0	0	0
Asian White:	0	0	0	0	0	0	0
Black/African American & White:	0	0	0	0	0	0	0
American Indian/Alaskan Native & Black/African American:	0	0	0	0	0	0	0
Other multi-racial:	0	0	0	0	0	0	0
Asian/Pacific Islander:	0	0	0	0	0	0	0
Hispanic:	0	0	0	0	0	0	0
Total:	0	0	0	0	0	0	0
Female-headed Households:	0		0		0		

Income Category:

	Owner	Renter	Total	Person
Extremely Low	0	0	0	0
Low Mod	0	0	0	0
Moderate	0	0	0	0
Non Low Moderate	0	0	0	0
Total	0	0	0	0
Percent Low/Mod	0.0%	0.0%	0.0%	0.0%

Annual Accomplishments	Accomplishment Narrative
Year	# Benefiting

UGLG:	Ketchikan Gateway Borough				
Grant Year:	2020				
Project:	0018 - FFY 20 CDBG-Coronavirus		Objective:	Create suitable living environments	
IDIS Activity:	2579 - 20-CDBGCV-05 Ketchikan Gateway Borough		Outcome:	Availability/accessibility	
Activity to prevent, prepare for, and respond to Coronavirus: Yes					
Status:	Open		Matrix Code:	Homeless Facilities (not operating costs) (03C)	
Location:	, -		National Objective:	LMC	
Initial Funding Date:	06/13/2023		Description:	Renovation of WISH Community Service Facility	
Financing:					
Funded Amount:	\$846,949.00				
Net Drawn:	\$846,949.00				
Balance:	\$0.00				
Proposed Accomplishments:					
People (General) : 264					
Total Population in Service Area: 0					
Census Tract Percent Low / Mod: 0.00					
Actual Accomplishments:					
Number assisted:					
		Owner	Renter	Total	
Total	Hispanic	Total	Hispanic	Total	Hispanic Person

White:	0	0	0	0	0	0	0
Black/African American:	0	0	0	0	0	0	0
Asian:	0	0	0	0	0	0	0
American Indian/Alaskan Native:	0	0	0	0	0	0	0
Native Hawaiian/Other Pacific Islander:	0	0	0	0	0	0	0
American Indian/Alaskan Native & White:	0	0	0	0	0	0	0
Asian White:	0	0	0	0	0	0	0
Black/African American & White:	0	0	0	0	0	0	0
American Indian/Alaskan Native & Black/African American:	0	0	0	0	0	0	0
Other multi-racial:	0	0	0	0	0	0	0
Asian/Pacific Islander:	0	0	0	0	0	0	0
Hispanic:	0	0	0	0	0	0	0
Total:	0	0	0	0	0	0	0
Female-headed Households:	0		0		0		

Income Category:

	Owner	Renter	Total	Person
Extremely Low	0	0	0	0
Low Mod	0	0	0	0
Moderate	0	0	0	0
Non Low Moderate	0	0	0	0
Total	0	0	0	0
Percent Low/Mod	0.0%	0.0%	0.0%	0.0%

Annual Accomplishments	Accomplishment Narrative
Year	# Benefiting

White:	0	0	0	0	0	0	0
Black/African American:	0	0	0	0	0	0	0
Asian:	0	0	0	0	0	0	0
American Indian/Alaskan Native:	0	0	0	0	0	0	0
Native Hawaiian/Other Pacific Islander:	0	0	0	0	0	0	0
American Indian/Alaskan Native & White:	0	0	0	0	0	0	0
Asian White:	0	0	0	0	0	0	0
Black/African American & White:	0	0	0	0	0	0	0
American Indian/Alaskan Native & Black/African American:	0	0	0	0	0	0	0
Other multi-racial:	0	0	0	0	0	0	0
Asian/Pacific Islander:	0	0	0	0	0	0	0
Hispanic:	0	0	0	0	0	0	0
Total:	0	0	0	0	0	0	0
Female-headed Households:	0		0		0		

Income Category:

	Owner	Renter	Total	Person
Extremely Low	0	0	0	0
Low Mod	0	0	0	0
Moderate	0	0	0	0
Non Low Moderate	0	0	0	0
Total	0	0	0	0
Percent Low/Mod	0.0%	0.0%	0.0%	0.0%

Annual Accomplishments	Accomplishment Narrative
Year	# Benefiting

UGLG:

Grant Year: 2021

Project: 0022 - FFY 21 CDBG

Objective:

IDIS Activity: 2558 - FFY 21 1% Technical Assistance

Outcome:

Activity to prevent, prepare for, and respond to Coronavirus: No

Status: Open

Matrix Code: State CDBG Technical Assistance to Grantees (19H)

Location:

National Objective:

Initial Funding Date: 09/01/2022

Description:

Financing:

FFY 21 1% Technical Assistance

Funded Amount: \$33,484.00

Net Drawn: \$3,306.84

Balance: \$30,177.16

Proposed Accomplishments:

: 0

Total Population in Service Area: 0

Census Tract Percent Low / Mod: 0.00

Actual Accomplishments:

Number assisted:

Owner		Renter		Total		Person
Total	Hispanic	Total	Hispanic	Total	Hispanic	

White:	0	0	0	0	0	0	0
Black/African American:	0	0	0	0	0	0	0
Asian:	0	0	0	0	0	0	0
American Indian/Alaskan Native:	0	0	0	0	0	0	0
Native Hawaiian/Other Pacific Islander:	0	0	0	0	0	0	0
American Indian/Alaskan Native & White:	0	0	0	0	0	0	0
Asian White:	0	0	0	0	0	0	0
Black/African American & White:	0	0	0	0	0	0	0
American Indian/Alaskan Native & Black/African American:	0	0	0	0	0	0	0
Other multi-racial:	0	0	0	0	0	0	0
Asian/Pacific Islander:	0	0	0	0	0	0	0
Hispanic:	0	0	0	0	0	0	0
Total:	0	0	0	0	0	0	0
Female-headed Households:	0		0		0		

Income Category:

	Owner	Renter	Total	Person
Extremely Low	0	0	0	0
Low Mod	0	0	0	0
Moderate	0	0	0	0
Non Low Moderate	0	0	0	0
Total	0	0	0	0
Percent Low/Mod	0.0%	0.0%	0.0%	0.0%

Annual Accomplishments	Accomplishment Narrative
Year	# Benefiting

Owner		Renter		Total		
Total	Hispanic	Total	Hispanic	Total	Hispanic	Person

White:	0	0	0	0	0	0	0
Black/African American:	0	0	0	0	0	0	0
Asian:	0	0	0	0	0	0	0
American Indian/Alaskan Native:	0	0	0	0	0	0	0
Native Hawaiian/Other Pacific Islander:	0	0	0	0	0	0	0
American Indian/Alaskan Native & White:	0	0	0	0	0	0	0
Asian White:	0	0	0	0	0	0	0
Black/African American & White:	0	0	0	0	0	0	0
American Indian/Alaskan Native & Black/African American:	0	0	0	0	0	0	0
Other multi-racial:	0	0	0	0	0	0	0
Asian/Pacific Islander:	0	0	0	0	0	0	0
Hispanic:	0	0	0	0	0	0	0
Total:	0	0	0	0	0	0	0
Female-headed Households:	0		0		0		

Income Category:

	Owner	Renter	Total	Person
Extremely Low	0	0	0	0
Low Mod	0	0	0	0
Moderate	0	0	0	0
Non Low Moderate	0	0	0	0
Total	0	0	0	0
Percent Low/Mod	0.0%	0.0%	0.0%	0.0%

Annual Accomplishments	Accomplishment Narrative
Year	# Benefiting

White:	0	0	0	0	0	0	0
Black/African American:	0	0	0	0	0	0	0
Asian:	0	0	0	0	0	0	0
American Indian/Alaskan Native:	0	0	0	0	0	0	0
Native Hawaiian/Other Pacific Islander:	0	0	0	0	0	0	0
American Indian/Alaskan Native & White:	0	0	0	0	0	0	0
Asian White:	0	0	0	0	0	0	0
Black/African American & White:	0	0	0	0	0	0	0
American Indian/Alaskan Native & Black/African American:	0	0	0	0	0	0	0
Other multi-racial:	0	0	0	0	0	0	0
Asian/Pacific Islander:	0	0	0	0	0	0	0
Hispanic:	0	0	0	0	0	0	0
Total:	0	0	0	0	0	0	0
Female-headed Households:	0		0		0		

Income Category:

	Owner	Renter	Total	Person
Extremely Low	0	0	0	0
Low Mod	0	0	0	0
Moderate	0	0	0	0
Non Low Moderate	0	0	0	0
Total	0	0	0	0
Percent Low/Mod	0.0%	0.0%	0.0%	0.0%

Annual Accomplishments	Accomplishment Narrative
Year	# Benefiting

White:	0	0	0	0	0	0	0
Black/African American:	0	0	0	0	0	0	0
Asian:	0	0	0	0	0	0	0
American Indian/Alaskan Native:	0	0	0	0	0	0	0
Native Hawaiian/Other Pacific Islander:	0	0	0	0	0	0	0
American Indian/Alaskan Native & White:	0	0	0	0	0	0	0
Asian White:	0	0	0	0	0	0	0
Black/African American & White:	0	0	0	0	0	0	0
American Indian/Alaskan Native & Black/African American:	0	0	0	0	0	0	0
Other multi-racial:	0	0	0	0	0	0	0
Asian/Pacific Islander:	0	0	0	0	0	0	0
Hispanic:	0	0	0	0	0	0	0
Total:	0	0	0	0	0	0	0
Female-headed Households:	0		0		0		

Income Category:				
	Owner	Renter	Total	Person
Extremely Low	0	0	0	0
Low Mod	0	0	0	0
Moderate	0	0	0	0
Non Low Moderate	0	0	0	0
Total	0	0	0	0
Percent Low/Mod	0.0%	0.0%	0.0%	0.0%

Annual Accomplishments		Accomplishment Narrative
Year	# Benefiting	

Owner		Renter		Total		
Total	Hispanic	Total	Hispanic	Total	Hispanic	Person

White:	0	0	0	0	0	0	350
Black/African American:	0	0	0	0	0	0	0
Asian:	0	0	0	0	0	0	0
American Indian/Alaskan Native:	0	0	0	0	0	0	350
Native Hawaiian/Other Pacific Islander:	0	0	0		0	0	0
American Indian/Alaskan Native & White:	0	0	0	0	0	0	0
Asian White:	0	0	0	0	0	0	0
Black/African American & White:	0	0	0	0	0	0	0
American Indian/Alaskan Native & Black/African American:	0	0	0	0	0	0	0
Other multi-racial:	0	0	0	0	0	0	23
Asian/Pacific Islander:	0	0	0	0	0	0	0
Hispanic:	0	0	0	0	0	0	0
Total:	0	0	0	0	0	0	723
Female-headed Households:	0		0		0		

Income Category:

	Owner	Renter	Total	Person
Extremely Low	0	0	0	350
Low Mod	0	0	0	373
Moderate	0	0	0	0
Non Low Moderate	0	0	0	0
Total	0	0	0	723
Percent Low/Mod	0.0%	0.0%	0.0%	100%

Annual Accomplishments		Accomplishment Narrative
Year	# Benefiting	
2024		0Construction of the retaining wall has been completed.

UGLG:	Pilot Station, City of				
Grant Year:	2022				
Project:	0006 - CDBG		Objective:	Create suitable living environments	
IDIS Activity:	2591 - 22-CDBG-04 City of Pilot Station		Outcome:	Availability/accessibility	
Activity to prevent, prepare for, and respond to Coronavirus: No					
Status:	Open		Matrix Code:	Other Public Improvements Not Listed in 03A-03S (03Z)	
Location:	, -		National Objective:	LMA	
Initial Funding Date:	10/18/2023		Description:	Project is to complete construction ready design documents for a public safety building.	
Financing:					
Funded Amount:	\$90,490.00				
Net Drawn:	\$60,629.00				
Balance:	\$29,861.00				
Proposed Accomplishments:					
People (General) : 615					
Total Population in Service Area: 615					
Census Tract Percent Low / Mod: 79.30					
Actual Accomplishments:					
Number assisted:					
		Owner	Renter	Total	
Total	Hispanic	Total	Hispanic	Total	Hispanic Person

White:	0	0	0	0	0	0	0
Black/African American:	0	0	0	0	0	0	0
Asian:	0	0	0	0	0	0	0
American Indian/Alaskan Native:	0	0	0	0	0	0	0
Native Hawaiian/Other Pacific Islander:	0	0	0	0	0	0	0
American Indian/Alaskan Native & White:	0	0	0	0	0	0	0
Asian White:	0	0	0	0	0	0	0
Black/African American & White:	0	0	0	0	0	0	0
American Indian/Alaskan Native & Black/African American:	0	0	0	0	0	0	0
Other multi-racial:	0	0	0	0	0	0	0
Asian/Pacific Islander:	0	0	0	0	0	0	0
Hispanic:	0	0	0	0	0	0	0
Total:	0	0	0	0	0	0	0
Female-headed Households:	0		0		0		

Income Category:

	Owner	Renter	Total	Person
Extremely Low	0	0	0	0
Low Mod	0	0	0	0
Moderate	0	0	0	0
Non Low Moderate	0	0	0	0
Total	0	0	0	0
Percent Low/Mod	0.0%	0.0%	0.0%	0.0%

Annual Accomplishments	Accomplishment Narrative
Year	# Benefiting

UGLG:	City of Fairbanks		
Grant Year:	2022		
Project:	0006 - CDBG	Objective:	Create suitable living environments
IDIS Activity:	2602 - 22-CDBG-03 City of Fairbanks	Outcome:	Availability/accessibility
Activity to prevent, prepare for, and respond to Coronavirus:	No		
Status:	Open	Matrix Code:	Senior Centers (03A)
Location:			
	, -	National Objective:	LMC

Initial Funding Date: 02/20/2024
Financing:
Funded Amount: \$850,000.00
Net Drawn: \$822,303.00
Balance: \$27,697.00

Description:
Dining Room Expansion at Senior Center

Proposed Accomplishments:
People (General) : 18,000
Total Population in Service Area: 0
Census Tract Percent Low / Mod: 0.00

Actual Accomplishments:

Number assisted:

Owner		Renter		Total		
Total	Hispanic	Total	Hispanic	Total	Hispanic	Person

White:	0	0	0	0	0	0	0
Black/African American:	0	0	0	0	0	0	0
Asian:	0	0	0	0	0	0	0
American Indian/Alaskan Native:	0	0	0	0	0	0	0
Native Hawaiian/Other Pacific Islander:	0	0	0	0	0	0	0
American Indian/Alaskan Native & White:	0	0	0	0	0	0	0
Asian White:	0	0	0	0	0	0	0
Black/African American & White:	0	0	0	0	0	0	0
American Indian/Alaskan Native & Black/African American:	0	0	0	0	0	0	0
Other multi-racial:	0	0	0	0	0	0	0
Asian/Pacific Islander:	0	0	0	0	0	0	0
Hispanic:	0	0	0	0	0	0	0
Total:	0	0	0	0	0	0	0
Female-headed Households:	0		0		0		

Income Category:

	Owner	Renter	Total	Person
Extremely Low	0	0	0	0
Low Mod	0	0	0	0
Moderate	0	0	0	0
Non Low Moderate	0	0	0	0
Total	0	0	0	0
Percent Low/Mod	0.0%	0.0%	0.0%	0.0%

Annual Accomplishments	Accomplishment Narrative
Year	# Benefiting

White:	0	0	0	0	0	0	0
Black/African American:	0	0	0	0	0	0	0
Asian:	0	0	0	0	0	0	0
American Indian/Alaskan Native:	0	0	0	0	0	0	0
Native Hawaiian/Other Pacific Islander:	0	0	0	0	0	0	0
American Indian/Alaskan Native & White:	0	0	0	0	0	0	0
Asian White:	0	0	0	0	0	0	0
Black/African American & White:	0	0	0	0	0	0	0
American Indian/Alaskan Native & Black/African American:	0	0	0	0	0	0	0
Other multi-racial:	0	0	0	0	0	0	0
Asian/Pacific Islander:	0	0	0	0	0	0	0
Hispanic:	0	0	0	0	0	0	0
Total:	0	0	0	0	0	0	0
Female-headed Households:	0		0		0		

Income Category:

	Owner	Renter	Total	Person
Extremely Low	0	0	0	0
Low Mod	0	0	0	0
Moderate	0	0	0	0
Non Low Moderate	0	0	0	0
Total	0	0	0	0
Percent Low/Mod	0.0%	0.0%	0.0%	0.0%

Annual Accomplishments	Accomplishment Narrative
Year	# Benefiting

		Coronavirus
Total Funded Amount:	\$7,759,691.85	\$3,987,051.85
Total Drawn :	\$5,818,677.71	\$3,398,459.62
Total Balance:	\$1,941,014.14	\$588,592.23

U.S. Department of Housing and Urban Development
Office of Community Planning and Development
Integrated Disbursement and Information System
State of Alaska
Performance and Evaluation Report
For Grant Year 2023
As of 09/10/2024
Grant Number B23DC020001

DATE: 09-10-24
TIME: 15:28
PAGE: 1

Part I: Financial Status

A. Sources of State CDBG Funds

1)	State Allocation	\$2,699,725.00
2)	Program Income	
3)	Program income receipted in IDIS	\$0.00
3 a)	Program income receipted from Section 108 Projects (for SI type)	\$0.00
4)	Adjustment to compute total program income	
5)	Total program income (sum of lines 3 and 4)	\$0.00
6)	Section 108 Loan Funds	
7)	Total State CDBG Resources (sum of lines 1,5 and 6)	\$2,699,725.00

B. State CDBG Resources by Use

8)	State Allocation	
9)	Obligated to recipients	
10)	Adjustment to compute total obligated to recipients	
11)	Total obligated to recipients (sum of lines 9 and 10)	\$0.00
12)	Set aside for State Administration	\$0.00
13)	Adjustment to compute total set aside for State Administration	
14)	Total set aside for State Administration (sum of lines 12 and 13)	\$0.00
15)	Set aside for Technical Assistance	
16)	Adjustment to compute total set aside for Technical Assistance	
17)	Total set aside for Technical Assistance (sum of lines 15 and 16)	
18)	State funds set aside for State Administration match	

U.S. Department of Housing and Urban Development
Office of Community Planning and Development
Integrated Disbursement and Information System
State of Alaska
Performance and Evaluation Report
For Grant Year 2023
As of 09/10/2024
Grant Number B23DC020001

DATE: 09-10-24
TIME: 15:28
PAGE: 2

19)	Program Income	
20)	Returned to the state and redistributed	
20 a)	Section 108 program income expended for the Section 108 repayment	
21)	Adjustment to compute total redistributed	
22)	Total redistributed (sum of lines 20 and 21)	\$0.00
23)	Returned to the state and not yet redistributed	\$0.00
23 a)	Section 108 program income not yet disbursed	\$0.00
24)	Adjustment to compute total not yet redistributed	
25)	Total not yet redistributed (sum of lines 23 and 24)	\$0.00
26)	Retained by recipients	\$0.00
27)	Adjustment to compute total retained	
28)	Total retained (sum of lines 26 and 27)	\$0.00

C. Expenditures of State CDBG Resources

29)	Drawn for State Administration	\$0.00
30)	Adjustment to amount drawn for State Administration	
31)	Total drawn for State Administration	\$0.00
32)	Drawn for Technical Assistance	\$0.00
33)	Adjustment to amount drawn for Technical Assistance	
34)	Total drawn for Technical Assistance	\$0.00
35)	Drawn for Section 108 Repayments	\$0.00
36)	Adjustment to amount drawn for Section 108 Repayments	
37)	Total drawn for Section 108 Repayments	\$0.00
38)	Drawn for all other activities	\$0.00
39)	Adjustment to amount drawn for all other activities	
40)	Total drawn for all other activities	\$0.00

U.S. Department of Housing and Urban Development
Office of Community Planning and Development
Integrated Disbursement and Information System
State of Alaska
Performance and Evaluation Report
For Grant Year 2023
As of 09/10/2024
Grant Number B23DC020001

DATE: 09-10-24
TIME: 15:28
PAGE: 3

D. Compliance with Public Service (PS) Cap

41)	Disbursed in IDIS for PS	\$0.00
42)	Adjustment to compute total disbursed for PS	
43)	Total disbursed for PS (sum of lines 41 and 42)	\$0.00
44)	Amount subject to PS cap	
45)	State Allocation (line 1)	\$2,699,725.00
46)	Program Income Received (line 5)	\$0.00
47)	Adjustment to compute total subject to PS cap	
48)	Total subject to PS cap (sum of lines 45-47)	\$2,699,725.00
49)	Percent of funds disbursed to date for PS (line 43 / line 48)	0.00%

E. Compliance with Planning and Administration (P/A) Cap

50)	Disbursed in IDIS for P/A from all fund types - Combined	\$0.00
51)	Adjustment to compute total disbursed for P/A	
52)	Total disbursed for P/A (sum of lines 50 and 51)	\$0.00
53)	Amount subject to Combined Expenditure P/A cap	
54)	State Allocation (line 1)	\$2,699,725.00
55)	Program Income Received (line 5)	\$0.00
56)	Adjustment to compute total subject to P/A cap	
57)	Total subject to P/A cap (sum of lines 54-56)	\$2,699,725.00
58)	Percent of funds disbursed to date for P/A (line 52 / line 57) Combined Cap	0.00%
59)	Disbursed in IDIS for P/A from Annual Grant Only	\$0.00
60)	Amount subject the Annual Grant P/A cap	
61)	State Allocation	\$2,699,725.00
62)	Percent of funds disbursed to date for P/A (line 59 / line 61) Annual Grant Cap	0.00%

U.S. Department of Housing and Urban Development
Office of Community Planning and Development
Integrated Disbursement and Information System
State of Alaska
Performance and Evaluation Report
For Grant Year 2023
As of 09/10/2024
Grant Number B23DC020001

DATE: 09-10-24
TIME: 15:28
PAGE: 4

Part II: Compliance with Overall Low and Moderate Income Benefit

63) Period specified for benefit: grant years _____ – _____

64) Final PER for compliance with the overall benefit test: [_____]

No data returned for this view. This might be because the applied filter excludes all data.

U.S. Department of Housing and Urban Development
Office of Community Planning and Development
Integrated Disbursement and Information System

State of ALASKA
Grant Financial Summary
As of 09/10/2024

DATE: 09-10-24

TIME: 15:31

PAGE: 1

U.S. Department of Housing and Urban Development
Office of Community Planning and Development
Integrated Disbursement and Information System
Grant Number B23DC020001

DATE: 09-10-24
TIME: 15:31
PAGE: 2

A. Sources of State CDBG Funds

1) State Allocation	\$2,699,725.00
2) Grant funds returned to line of credit	
3) Grant funds returned to local account	

B. State CDBG Resources by Use

4) Obligated to recipients	
5) Set aside for State Administration	
6) Set aside for Technical Assistance	

C. Expenditures of State CDBG Resources

7) Drawn for State Administration	
8) Drawn for Technical Assistance	
9) Drawn for Section 108 Repayments	
10) Drawn for all other activities	
11) <i>Disbursed for Coronavirus-related Activities</i>	
12) <i>Disbursed for Activities Not related to Coronavirus</i>	

D. Compliance with Public Service (PS) Cap

13) Disbursed in IDIS for ALL PS	
14) <i>Disbursed for Coronavirus-related Public Services</i>	
15) <i>Disbursed for Public Services Not related to Coronavirus</i>	
16) Percent of funds disbursed to date for PS (line 13 / line 1)	0.00%
17) <i>Percent Disbursed for Coronavirus-related Public Services (line 14 / line 1)</i>	0.00%
18) <i>Percent Disbursed for Public Services Not related to Coronavirus (line 15 / line 1)</i>	0.00%

E. Compliance with Planning and Administration (P/A) Cap

19) Disbursed in IDIS for P/A from Grant	
20) Percent of funds disbursed to date for P/A (line 19 / line 1)	0.00%

F. Overall Low and Moderate Income Benefit

21) Drawn to Benefit LMI persons and households (minus noncountable amounts, line 22)	\$0.00
22) Noncountable amounts drawn: Non-LMI Portion of LMH activities	
23) Drawn to Prevent/Eliminate Slum/Blight	
24) Drawn to Address Urgent Needs	

U.S. Department of Housing and Urban Development
Office of Community Planning and Development
Integrated Disbursement and Information System

DATE: 09-10-24

TIME: 15:31

PAGE: 3

25)	Total disbursements subject to overall LMI benefit (sum of lines 21, 22, 23 and 24)	\$0.00
26)	Percent Low and moderate income benefit, to date (line 21 / line 25)	

U.S. Department of Housing and Urban Development
Office of Community Planning and Development
Integrated Disbursement and Information System
Grant Number B22DC020001

DATE: 09-10-24
TIME: 15:31
PAGE: 4

A. Sources of State CDBG Funds

1) State Allocation	\$2,696,239.00
2) Grant funds returned to line of credit	
3) Grant funds returned to local account	

B. State CDBG Resources by Use

4) Obligated to recipients	\$1,971,376.00
5) Set aside for State Administration	\$153,924.00
6) Set aside for Technical Assistance	\$26,962.00

C. Expenditures of State CDBG Resources

7) Drawn for State Administration	\$0.00
8) Drawn for Technical Assistance	\$0.00
9) Drawn for Section 108 Repayments	
10) Drawn for all other activities	\$883,037.19
11) <i>Disbursed for Coronavirus-related Activities</i>	
12) <i>Disbursed for Activities Not related to Coronavirus</i>	\$883,037.19

D. Compliance with Public Service (PS) Cap

13) Disbursed in IDIS for ALL PS	
14) <i>Disbursed for Coronavirus-related Public Services</i>	
15) <i>Disbursed for Public Services Not related to Coronavirus</i>	
16) Percent of funds disbursed to date for PS (line 13 / line 1)	0.00%
17) <i>Percent Disbursed for Coronavirus-related Public Services (line 14 / line 1)</i>	0.00%
18) <i>Percent Disbursed for Public Services Not related to Coronavirus (line 15 / line 1)</i>	0.00%

E. Compliance with Planning and Administration (P/A) Cap

19) Disbursed in IDIS for P/A from Grant	\$0.00
20) Percent of funds disbursed to date for P/A (line 19 / line 1)	0.00%

F. Overall Low and Moderate Income Benefit

21) Drawn to Benefit LMI persons and households (minus noncountable amounts, line 22)	\$883,037.19
22) Noncountable amounts drawn: Non-LMI Portion of LMH activities	
23) Drawn to Prevent/Eliminate Slum/Blight	
24) Drawn to Address Urgent Needs	

U.S. Department of Housing and Urban Development
Office of Community Planning and Development
Integrated Disbursement and Information System

DATE: 09-10-24

TIME: 15:31

PAGE: 5

25)	Total disbursements subject to overall LMI benefit (sum of lines 21, 22, 23 and 24)	\$883,037.19
26)	Percent Low and moderate income benefit, to date (line 21 / line 25)	100.00%

U.S. Department of Housing and Urban Development
Office of Community Planning and Development
Integrated Disbursement and Information System
Grant Number B21DC020001

DATE: 09-10-24
TIME: 15:31
PAGE: 6

A. Sources of State CDBG Funds

1) State Allocation	\$3,348,442.00
2) Grant funds returned to line of credit	
3) Grant funds returned to local account	

B. State CDBG Resources by Use

4) Obligated to recipients	\$2,498,442.00
5) Set aside for State Administration	\$166,968.00
6) Set aside for Technical Assistance	\$33,484.00

C. Expenditures of State CDBG Resources

7) Drawn for State Administration	\$0.00
8) Drawn for Technical Assistance	\$3,306.84
9) Drawn for Section 108 Repayments	
10) Drawn for all other activities	\$1,976,053.99
11) <i>Disbursed for Coronavirus-related Activities</i>	
12) <i>Disbursed for Activities Not related to Coronavirus</i>	\$1,979,360.83

D. Compliance with Public Service (PS) Cap

13) Disbursed in IDIS for ALL PS	
14) <i>Disbursed for Coronavirus-related Public Services</i>	
15) <i>Disbursed for Public Services Not related to Coronavirus</i>	
16) Percent of funds disbursed to date for PS (line 13 / line 1)	0.00%
17) <i>Percent Disbursed for Coronavirus-related Public Services (line 14 / line 1)</i>	0.00%
18) <i>Percent Disbursed for Public Services Not related to Coronavirus (line 15 / line 1)</i>	0.00%

E. Compliance with Planning and Administration (P/A) Cap

19) Disbursed in IDIS for P/A from Grant	\$0.00
20) Percent of funds disbursed to date for P/A (line 19 / line 1)	0.00%

F. Overall Low and Moderate Income Benefit

21) Drawn to Benefit LMI persons and households (minus noncountable amounts, line 22)	\$1,976,053.99
22) Noncountable amounts drawn: Non-LMI Portion of LMH activities	
23) Drawn to Prevent/Eliminate Slum/Blight	
24) Drawn to Address Urgent Needs	

U.S. Department of Housing and Urban Development
Office of Community Planning and Development
Integrated Disbursement and Information System

DATE: 09-10-24

TIME: 15:31

PAGE: 7

25)	Total disbursements subject to overall LMI benefit (sum of lines 21, 22, 23 and 24)	\$1,976,053.99
26)	Percent Low and moderate income benefit, to date (line 21 / line 25)	100.00%

U.S. Department of Housing and Urban Development
Office of Community Planning and Development
Integrated Disbursement and Information System
Grant Number B20DC020001

DATE: 09-10-24
TIME: 15:31
PAGE: 8

A. Sources of State CDBG Funds

1) State Allocation	\$3,160,071.00
2) Grant funds returned to line of credit	
3) Grant funds returned to local account	

B. State CDBG Resources by Use

4) Obligated to recipients	\$3,022,222.33
5) Set aside for State Administration	\$163,201.00
6) Set aside for Technical Assistance	\$31,601.00

C. Expenditures of State CDBG Resources

7) Drawn for State Administration	\$43,640.23
8) Drawn for Technical Assistance	\$31,564.73
9) Drawn for Section 108 Repayments	
10) Drawn for all other activities	\$2,693,215.33
11) <i>Disbursed for Coronavirus-related Activities</i>	
12) <i>Disbursed for Activities Not related to Coronavirus</i>	\$2,768,420.29

D. Compliance with Public Service (PS) Cap

13) Disbursed in IDIS for ALL PS	\$141,272.00
14) <i>Disbursed for Coronavirus-related Public Services</i>	
15) <i>Disbursed for Public Services Not related to Coronavirus</i>	\$141,272.00
16) Percent of funds disbursed to date for PS (line 13 / line 1)	4.47%
17) <i>Percent Disbursed for Coronavirus-related Public Services (line 14 / line 1)</i>	0.00%
18) <i>Percent Disbursed for Public Services Not related to Coronavirus (line 15 / line 1)</i>	4.47%

E. Compliance with Planning and Administration (P/A) Cap

19) Disbursed in IDIS for P/A from Grant	\$54,966.56
20) Percent of funds disbursed to date for P/A (line 19 / line 1)	1.74%

F. Overall Low and Moderate Income Benefit

21) Drawn to Benefit LMI persons and households (minus noncountable amounts, line 22)	\$2,681,889.00
22) Noncountable amounts drawn: Non-LMI Portion of LMH activities	
23) Drawn to Prevent/Eliminate Slum/Blight	
24) Drawn to Address Urgent Needs	

U.S. Department of Housing and Urban Development
Office of Community Planning and Development
Integrated Disbursement and Information System

DATE: 09-10-24

TIME: 15:31

PAGE: 9

25)	Total disbursements subject to overall LMI benefit (sum of lines 21, 22, 23 and 24)	\$2,681,889.00
26)	Percent Low and moderate income benefit, to date (line 21 / line 25)	100.00%

U.S. Department of Housing and Urban Development
Office of Community Planning and Development
Integrated Disbursement and Information System
Grant Number B20DW020001

DATE: 09-10-24
TIME: 15:31
PAGE: 10

A. Sources of State CDBG Funds

1) State Allocation	\$6,190,522.00
2) Grant funds returned to line of credit	
3) Grant funds returned to local account	

B. State CDBG Resources by Use

4) Obligated to recipients	\$3,987,051.85
5) Set aside for State Administration	\$423,810.00
6) Set aside for Technical Assistance	\$61,904.00

C. Expenditures of State CDBG Resources

7) Drawn for State Administration	\$260,868.84
8) Drawn for Technical Assistance	\$2,036.69
9) Drawn for Section 108 Repayments	
10) Drawn for all other activities	\$3,135,554.09
11) <i>Disbursed for Coronavirus-related Activities</i>	\$3,398,459.62
12) <i>Disbursed for Activities Not related to Coronavirus</i>	

D. Compliance with Public Service (PS) Cap

13) Disbursed in IDIS for ALL PS	
14) <i>Disbursed for Coronavirus-related Public Services</i>	
15) <i>Disbursed for Public Services Not related to Coronavirus</i>	
16) Percent of funds disbursed to date for PS (line 13 / line 1)	0.00%
17) <i>Percent Disbursed for Coronavirus-related Public Services (line 14 / line 1)</i>	0.00%
18) <i>Percent Disbursed for Public Services Not related to Coronavirus (line 15 / line 1)</i>	0.00%

E. Compliance with Planning and Administration (P/A) Cap

19) Disbursed in IDIS for P/A from Grant	\$260,868.84
20) Percent of funds disbursed to date for P/A (line 19 / line 1)	4.21%

F. Overall Low and Moderate Income Benefit

21) Drawn to Benefit LMI persons and households (minus noncountable amounts, line 22)	\$3,135,554.09
22) Noncountable amounts drawn: Non-LMI Portion of LMH activities	
23) Drawn to Prevent/Eliminate Slum/Blight	
24) Drawn to Address Urgent Needs	

U.S. Department of Housing and Urban Development
Office of Community Planning and Development
Integrated Disbursement and Information System

DATE: 09-10-24

TIME: 15:31

PAGE: 11

25)	Total disbursements subject to overall LMI benefit (sum of lines 21, 22, 23 and 24)	\$3,135,554.09
26)	Percent Low and moderate income benefit, to date (line 21 / line 25)	100.00%

U.S. Department of Housing and Urban Development
Office of Community Planning and Development
Integrated Disbursement and Information System
Grant Number B19DC020001

DATE: 09-10-24
TIME: 15:31
PAGE: 12

A. Sources of State CDBG Funds

1) State Allocation	\$3,017,702.00
2) Grant funds returned to line of credit	
3) Grant funds returned to local account	

B. State CDBG Resources by Use

4) Obligated to recipients	\$2,955,519.00
5) Set aside for State Administration	\$160,354.00
6) Set aside for Technical Assistance	\$30,177.00

C. Expenditures of State CDBG Resources

7) Drawn for State Administration	\$90,801.94
8) Drawn for Technical Assistance	\$30,028.83
9) Drawn for Section 108 Repayments	
10) Drawn for all other activities	\$2,161,859.50
11) <i>Disbursed for Coronavirus-related Activities</i>	
12) <i>Disbursed for Activities Not related to Coronavirus</i>	\$2,282,690.27

D. Compliance with Public Service (PS) Cap

13) Disbursed in IDIS for ALL PS	
14) <i>Disbursed for Coronavirus-related Public Services</i>	
15) <i>Disbursed for Public Services Not related to Coronavirus</i>	
16) Percent of funds disbursed to date for PS (line 13 / line 1)	0.00%
17) <i>Percent Disbursed for Coronavirus-related Public Services (line 14 / line 1)</i>	0.00%
18) <i>Percent Disbursed for Public Services Not related to Coronavirus (line 15 / line 1)</i>	0.00%

E. Compliance with Planning and Administration (P/A) Cap

19) Disbursed in IDIS for P/A from Grant	\$305,789.94
20) Percent of funds disbursed to date for P/A (line 19 / line 1)	10.13%

F. Overall Low and Moderate Income Benefit

21) Drawn to Benefit LMI persons and households (minus noncountable amounts, line 22)	\$1,946,871.50
22) Noncountable amounts drawn: Non-LMI Portion of LMH activities	
23) Drawn to Prevent/Eliminate Slum/Blight	
24) Drawn to Address Urgent Needs	

U.S. Department of Housing and Urban Development
Office of Community Planning and Development
Integrated Disbursement and Information System

DATE: 09-10-24

TIME: 15:31

PAGE: 13

25)	Total disbursements subject to overall LMI benefit (sum of lines 21, 22, 23 and 24)	\$1,946,871.50
26)	Percent Low and moderate income benefit, to date (line 21 / line 25)	100.00%

U.S. Department of Housing and Urban Development
Office of Community Planning and Development
Integrated Disbursement and Information System
Grant Number B18DC020001

DATE: 09-10-24
TIME: 15:31
PAGE: 14

A. Sources of State CDBG Funds

1) State Allocation	\$2,958,723.00
2) Grant funds returned to line of credit	
3) Grant funds returned to local account	

B. State CDBG Resources by Use

4) Obligated to recipients	\$2,716,740.01
5) Set aside for State Administration	\$39,112.34
6) Set aside for Technical Assistance	\$15,443.66

C. Expenditures of State CDBG Resources

7) Drawn for State Administration	\$39,112.34
8) Drawn for Technical Assistance	\$15,443.66
9) Drawn for Section 108 Repayments	
10) Drawn for all other activities	\$2,662,184.01
11) <i>Disbursed for Coronavirus-related Activities</i>	
12) <i>Disbursed for Activities Not related to Coronavirus</i>	\$2,716,740.01

D. Compliance with Public Service (PS) Cap

13) Disbursed in IDIS for ALL PS	
14) <i>Disbursed for Coronavirus-related Public Services</i>	
15) <i>Disbursed for Public Services Not related to Coronavirus</i>	
16) Percent of funds disbursed to date for PS (line 13 / line 1)	0.00%
17) <i>Percent Disbursed for Coronavirus-related Public Services (line 14 / line 1)</i>	0.00%
18) <i>Percent Disbursed for Public Services Not related to Coronavirus (line 15 / line 1)</i>	0.00%

E. Compliance with Planning and Administration (P/A) Cap

19) Disbursed in IDIS for P/A from Grant	\$576,300.34
20) Percent of funds disbursed to date for P/A (line 19 / line 1)	19.48%

F. Overall Low and Moderate Income Benefit

21) Drawn to Benefit LMI persons and households (minus noncountable amounts, line 22)	\$2,124,996.01
22) Noncountable amounts drawn: Non-LMI Portion of LMH activities	
23) Drawn to Prevent/Eliminate Slum/Blight	
24) Drawn to Address Urgent Needs	

U.S. Department of Housing and Urban Development
Office of Community Planning and Development
Integrated Disbursement and Information System

DATE: 09-10-24

TIME: 15:31

PAGE: 15

25)	Total disbursements subject to overall LMI benefit (sum of lines 21, 22, 23 and 24)	\$2,124,996.01
26)	Percent Low and moderate income benefit, to date (line 21 / line 25)	100.00%

U.S. Department of Housing and Urban Development
Office of Community Planning and Development
Integrated Disbursement and Information System
Grant Number B17DC020001

DATE: 09-10-24
TIME: 15:31
PAGE: 16

A. Sources of State CDBG Funds

1) State Allocation	\$2,628,989.00
2) Grant funds returned to line of credit	
3) Grant funds returned to local account	

B. State CDBG Resources by Use

4) Obligated to recipients	\$2,628,989.00
5) Set aside for State Administration	\$178,869.00
6) Set aside for Technical Assistance	

C. Expenditures of State CDBG Resources

7) Drawn for State Administration	\$178,869.00
8) Drawn for Technical Assistance	
9) Drawn for Section 108 Repayments	
10) Drawn for all other activities	\$2,450,120.00
11) <i>Disbursed for Coronavirus-related Activities</i>	
12) <i>Disbursed for Activities Not related to Coronavirus</i>	\$2,628,989.00

D. Compliance with Public Service (PS) Cap

13) Disbursed in IDIS for ALL PS	
14) <i>Disbursed for Coronavirus-related Public Services</i>	
15) <i>Disbursed for Public Services Not related to Coronavirus</i>	
16) Percent of funds disbursed to date for PS (line 13 / line 1)	0.00%
17) <i>Percent Disbursed for Coronavirus-related Public Services (line 14 / line 1)</i>	0.00%
18) <i>Percent Disbursed for Public Services Not related to Coronavirus (line 15 / line 1)</i>	0.00%

E. Compliance with Planning and Administration (P/A) Cap

19) Disbursed in IDIS for P/A from Grant	\$178,869.00
20) Percent of funds disbursed to date for P/A (line 19 / line 1)	6.80%

F. Overall Low and Moderate Income Benefit

21) Drawn to Benefit LMI persons and households (minus noncountable amounts, line 22)	\$2,450,120.00
22) Noncountable amounts drawn: Non-LMI Portion of LMH activities	
23) Drawn to Prevent/Eliminate Slum/Blight	
24) Drawn to Address Urgent Needs	

U.S. Department of Housing and Urban Development
Office of Community Planning and Development
Integrated Disbursement and Information System

DATE: 09-10-24

TIME: 15:31

PAGE: 17

25)	Total disbursements subject to overall LMI benefit (sum of lines 21, 22, 23 and 24)	\$2,450,120.00
26)	Percent Low and moderate income benefit, to date (line 21 / line 25)	100.00%

U.S. Department of Housing and Urban Development
Office of Community Planning and Development
Integrated Disbursement and Information System
Grant Number B16DC020001

DATE: 09-10-24
TIME: 15:31
PAGE: 18

A. Sources of State CDBG Funds

1) State Allocation	\$2,592,884.00
2) Grant funds returned to line of credit	
3) Grant funds returned to local account	

B. State CDBG Resources by Use

4) Obligated to recipients	\$2,592,884.00
5) Set aside for State Administration	\$177,786.00
6) Set aside for Technical Assistance	

C. Expenditures of State CDBG Resources

7) Drawn for State Administration	\$177,786.00
8) Drawn for Technical Assistance	
9) Drawn for Section 108 Repayments	
10) Drawn for all other activities	\$2,415,098.00
11) <i>Disbursed for Coronavirus-related Activities</i>	
12) <i>Disbursed for Activities Not related to Coronavirus</i>	\$2,592,884.00

D. Compliance with Public Service (PS) Cap

13) Disbursed in IDIS for ALL PS	
14) <i>Disbursed for Coronavirus-related Public Services</i>	
15) <i>Disbursed for Public Services Not related to Coronavirus</i>	
16) Percent of funds disbursed to date for PS (line 13 / line 1)	0.00%
17) <i>Percent Disbursed for Coronavirus-related Public Services (line 14 / line 1)</i>	0.00%
18) <i>Percent Disbursed for Public Services Not related to Coronavirus (line 15 / line 1)</i>	0.00%

E. Compliance with Planning and Administration (P/A) Cap

19) Disbursed in IDIS for P/A from Grant	\$177,786.00
20) Percent of funds disbursed to date for P/A (line 19 / line 1)	6.86%

F. Overall Low and Moderate Income Benefit

21) Drawn to Benefit LMI persons and households (minus noncountable amounts, line 22)	\$2,415,098.00
22) Noncountable amounts drawn: Non-LMI Portion of LMH activities	
23) Drawn to Prevent/Eliminate Slum/Blight	
24) Drawn to Address Urgent Needs	

U.S. Department of Housing and Urban Development
Office of Community Planning and Development
Integrated Disbursement and Information System

DATE: 09-10-24

TIME: 15:31

PAGE: 19

25)	Total disbursements subject to overall LMI benefit (sum of lines 21, 22, 23 and 24)	\$2,415,098.00
26)	Percent Low and moderate income benefit, to date (line 21 / line 25)	100.00%

U.S. Department of Housing and Urban Development
Office of Community Planning and Development
Integrated Disbursement and Information System
Grant Number B15DC020001

DATE: 09-10-24
TIME: 15:31
PAGE: 20

A. Sources of State CDBG Funds

1) State Allocation	\$2,509,768.00
2) Grant funds returned to line of credit	
3) Grant funds returned to local account	

B. State CDBG Resources by Use

4) Obligated to recipients	\$2,509,768.00
5) Set aside for State Administration	\$175,293.00
6) Set aside for Technical Assistance	

C. Expenditures of State CDBG Resources

7) Drawn for State Administration	\$175,293.00
8) Drawn for Technical Assistance	
9) Drawn for Section 108 Repayments	
10) Drawn for all other activities	\$2,334,475.00
11) <i>Disbursed for Coronavirus-related Activities</i>	
12) <i>Disbursed for Activities Not related to Coronavirus</i>	\$2,509,768.00

D. Compliance with Public Service (PS) Cap

13) Disbursed in IDIS for ALL PS	
14) <i>Disbursed for Coronavirus-related Public Services</i>	
15) <i>Disbursed for Public Services Not related to Coronavirus</i>	
16) Percent of funds disbursed to date for PS (line 13 / line 1)	0.00%
17) <i>Percent Disbursed for Coronavirus-related Public Services (line 14 / line 1)</i>	0.00%
18) <i>Percent Disbursed for Public Services Not related to Coronavirus (line 15 / line 1)</i>	0.00%

E. Compliance with Planning and Administration (P/A) Cap

19) Disbursed in IDIS for P/A from Grant	\$175,293.00
20) Percent of funds disbursed to date for P/A (line 19 / line 1)	6.98%

F. Overall Low and Moderate Income Benefit

21) Drawn to Benefit LMI persons and households (minus noncountable amounts, line 22)	\$2,334,475.00
22) Noncountable amounts drawn: Non-LMI Portion of LMH activities	
23) Drawn to Prevent/Eliminate Slum/Blight	
24) Drawn to Address Urgent Needs	

U.S. Department of Housing and Urban Development
Office of Community Planning and Development
Integrated Disbursement and Information System

DATE: 09-10-24

TIME: 15:31

PAGE: 21

25)	Total disbursements subject to overall LMI benefit (sum of lines 21, 22, 23 and 24)	\$2,334,475.00
26)	Percent Low and moderate income benefit, to date (line 21 / line 25)	100.00%

U.S. Department of Housing and Urban Development
Office of Community Planning and Development
Integrated Disbursement and Information System
Grant Number B14DC020001

DATE: 09-10-24
TIME: 15:31
PAGE: 22

A. Sources of State CDBG Funds

1) State Allocation	\$2,418,984.00
2) Grant funds returned to line of credit	
3) Grant funds returned to local account	

B. State CDBG Resources by Use

4) Obligated to recipients	\$4,438,334.53
5) Set aside for State Administration	\$172,569.00
6) Set aside for Technical Assistance	

C. Expenditures of State CDBG Resources

7) Drawn for State Administration	\$172,569.00
8) Drawn for Technical Assistance	
9) Drawn for Section 108 Repayments	
10) Drawn for all other activities	\$4,265,765.53
11) <i>Disbursed for Coronavirus-related Activities</i>	
12) <i>Disbursed for Activities Not related to Coronavirus</i>	\$4,438,334.53

D. Compliance with Public Service (PS) Cap

13) Disbursed in IDIS for ALL PS	
14) <i>Disbursed for Coronavirus-related Public Services</i>	
15) <i>Disbursed for Public Services Not related to Coronavirus</i>	
16) Percent of funds disbursed to date for PS (line 13 / line 1)	0.00%
17) <i>Percent Disbursed for Coronavirus-related Public Services (line 14 / line 1)</i>	0.00%
18) <i>Percent Disbursed for Public Services Not related to Coronavirus (line 15 / line 1)</i>	0.00%

E. Compliance with Planning and Administration (P/A) Cap

19) Disbursed in IDIS for P/A from Grant	\$172,569.00
20) Percent of funds disbursed to date for P/A (line 19 / line 1)	7.13%

F. Overall Low and Moderate Income Benefit

21) Drawn to Benefit LMI persons and households (minus noncountable amounts, line 22)	\$4,265,765.53
22) Noncountable amounts drawn: Non-LMI Portion of LMH activities	
23) Drawn to Prevent/Eliminate Slum/Blight	
24) Drawn to Address Urgent Needs	

U.S. Department of Housing and Urban Development
Office of Community Planning and Development
Integrated Disbursement and Information System

DATE: 09-10-24

TIME: 15:31

PAGE: 23

25)	Total disbursements subject to overall LMI benefit (sum of lines 21, 22, 23 and 24)	\$4,265,765.53
26)	Percent Low and moderate income benefit, to date (line 21 / line 25)	100.00%

U.S. Department of Housing and Urban Development
Office of Community Planning and Development
Integrated Disbursement and Information System
Grant Number B13DC020001

DATE: 09-10-24
TIME: 15:31
PAGE: 24

A. Sources of State CDBG Funds

1) State Allocation	\$2,440,509.00
2) Grant funds returned to line of credit	
3) Grant funds returned to local account	

B. State CDBG Resources by Use

4) Obligated to recipients	\$2,734,962.72
5) Set aside for State Administration	\$173,215.00
6) Set aside for Technical Assistance	

C. Expenditures of State CDBG Resources

7) Drawn for State Administration	\$173,215.00
8) Drawn for Technical Assistance	
9) Drawn for Section 108 Repayments	
10) Drawn for all other activities	\$2,561,747.72
11) <i>Disbursed for Coronavirus-related Activities</i>	
12) <i>Disbursed for Activities Not related to Coronavirus</i>	\$2,734,962.72

D. Compliance with Public Service (PS) Cap

13) Disbursed in IDIS for ALL PS	
14) <i>Disbursed for Coronavirus-related Public Services</i>	
15) <i>Disbursed for Public Services Not related to Coronavirus</i>	
16) Percent of funds disbursed to date for PS (line 13 / line 1)	0.00%
17) <i>Percent Disbursed for Coronavirus-related Public Services (line 14 / line 1)</i>	0.00%
18) <i>Percent Disbursed for Public Services Not related to Coronavirus (line 15 / line 1)</i>	0.00%

E. Compliance with Planning and Administration (P/A) Cap

19) Disbursed in IDIS for P/A from Grant	\$173,215.00
20) Percent of funds disbursed to date for P/A (line 19 / line 1)	7.10%

F. Overall Low and Moderate Income Benefit

21) Drawn to Benefit LMI persons and households (minus noncountable amounts, line 22)	\$2,561,747.72
22) Noncountable amounts drawn: Non-LMI Portion of LMH activities	
23) Drawn to Prevent/Eliminate Slum/Blight	
24) Drawn to Address Urgent Needs	

U.S. Department of Housing and Urban Development
Office of Community Planning and Development
Integrated Disbursement and Information System

DATE: 09-10-24

TIME: 15:31

PAGE: 25

25)	Total disbursements subject to overall LMI benefit (sum of lines 21, 22, 23 and 24)	\$2,561,747.72
26)	Percent Low and moderate income benefit, to date (line 21 / line 25)	100.00%

U.S. Department of Housing and Urban Development
Office of Community Planning and Development
Integrated Disbursement and Information System
Grant Number B12DC020001

DATE: 09-10-24
TIME: 15:31
PAGE: 26

A. Sources of State CDBG Funds

1) State Allocation	\$2,131,122.00
2) Grant funds returned to line of credit	
3) Grant funds returned to local account	

B. State CDBG Resources by Use

4) Obligated to recipients	\$1,774,027.52
5) Set aside for State Administration	\$163,933.00
6) Set aside for Technical Assistance	

C. Expenditures of State CDBG Resources

7) Drawn for State Administration	\$163,933.00
8) Drawn for Technical Assistance	
9) Drawn for Section 108 Repayments	
10) Drawn for all other activities	\$1,610,094.52
11) <i>Disbursed for Coronavirus-related Activities</i>	
12) <i>Disbursed for Activities Not related to Coronavirus</i>	\$1,774,027.52

D. Compliance with Public Service (PS) Cap

13) Disbursed in IDIS for ALL PS	
14) <i>Disbursed for Coronavirus-related Public Services</i>	
15) <i>Disbursed for Public Services Not related to Coronavirus</i>	
16) Percent of funds disbursed to date for PS (line 13 / line 1)	0.00%
17) <i>Percent Disbursed for Coronavirus-related Public Services (line 14 / line 1)</i>	0.00%
18) <i>Percent Disbursed for Public Services Not related to Coronavirus (line 15 / line 1)</i>	0.00%

E. Compliance with Planning and Administration (P/A) Cap

19) Disbursed in IDIS for P/A from Grant	\$315,623.98
20) Percent of funds disbursed to date for P/A (line 19 / line 1)	14.81%

F. Overall Low and Moderate Income Benefit

21) Drawn to Benefit LMI persons and households (minus noncountable amounts, line 22)	\$1,610,094.52
22) Noncountable amounts drawn: Non-LMI Portion of LMH activities	
23) Drawn to Prevent/Eliminate Slum/Blight	
24) Drawn to Address Urgent Needs	

U.S. Department of Housing and Urban Development
Office of Community Planning and Development
Integrated Disbursement and Information System

DATE: 09-10-24

TIME: 15:31

PAGE: 27

25)	Total disbursements subject to overall LMI benefit (sum of lines 21, 22, 23 and 24)	\$1,610,094.52
26)	Percent Low and moderate income benefit, to date (line 21 / line 25)	100.00%

U.S. Department of Housing and Urban Development
Office of Community Planning and Development
Integrated Disbursement and Information System
Grant Number B11DC020001

DATE: 09-10-24
TIME: 15:31
PAGE: 28

A. Sources of State CDBG Funds

1) State Allocation	\$2,632,952.00
2) Grant funds returned to line of credit	
3) Grant funds returned to local account	

B. State CDBG Resources by Use

4) Obligated to recipients	\$2,029,956.03
5) Set aside for State Administration	\$157,536.98
6) Set aside for Technical Assistance	\$26,330.00

C. Expenditures of State CDBG Resources

7) Drawn for State Administration	\$157,536.98
8) Drawn for Technical Assistance	\$26,330.00
9) Drawn for Section 108 Repayments	
10) Drawn for all other activities	\$1,850,967.03
11) <i>Disbursed for Coronavirus-related Activities</i>	
12) <i>Disbursed for Activities Not related to Coronavirus</i>	\$2,034,834.01

D. Compliance with Public Service (PS) Cap

13) Disbursed in IDIS for ALL PS	
14) <i>Disbursed for Coronavirus-related Public Services</i>	
15) <i>Disbursed for Public Services Not related to Coronavirus</i>	
16) Percent of funds disbursed to date for PS (line 13 / line 1)	0.00%
17) <i>Percent Disbursed for Coronavirus-related Public Services (line 14 / line 1)</i>	0.00%
18) <i>Percent Disbursed for Public Services Not related to Coronavirus (line 15 / line 1)</i>	0.00%

E. Compliance with Planning and Administration (P/A) Cap

19) Disbursed in IDIS for P/A from Grant	\$230,146.98
20) Percent of funds disbursed to date for P/A (line 19 / line 1)	8.74%

F. Overall Low and Moderate Income Benefit

21) Drawn to Benefit LMI persons and households (minus noncountable amounts, line 22)	\$1,850,967.03
22) Noncountable amounts drawn: Non-LMI Portion of LMH activities	
23) Drawn to Prevent/Eliminate Slum/Blight	
24) Drawn to Address Urgent Needs	

U.S. Department of Housing and Urban Development
Office of Community Planning and Development
Integrated Disbursement and Information System

DATE: 09-10-24

TIME: 15:31

PAGE: 29

25)	Total disbursements subject to overall LMI benefit (sum of lines 21, 22, 23 and 24)	\$1,850,967.03
26)	Percent Low and moderate income benefit, to date (line 21 / line 25)	100.00%

U.S. Department of Housing and Urban Development
Office of Community Planning and Development
Integrated Disbursement and Information System
Grant Number B10DC020001

DATE: 09-10-24
TIME: 15:31
PAGE: 30

A. Sources of State CDBG Funds

1) State Allocation	\$3,128,431.00
2) Grant funds returned to line of credit	
3) Grant funds returned to local account	

B. State CDBG Resources by Use

4) Obligated to recipients	\$2,488,914.07
5) Set aside for State Administration	\$157,690.02
6) Set aside for Technical Assistance	\$31,284.00

C. Expenditures of State CDBG Resources

7) Drawn for State Administration	\$157,690.02
8) Drawn for Technical Assistance	\$31,284.00
9) Drawn for Section 108 Repayments	
10) Drawn for all other activities	\$2,299,940.05
11) <i>Disbursed for Coronavirus-related Activities</i>	
12) <i>Disbursed for Activities Not related to Coronavirus</i>	\$2,488,914.07

D. Compliance with Public Service (PS) Cap

13) Disbursed in IDIS for ALL PS	
14) <i>Disbursed for Coronavirus-related Public Services</i>	
15) <i>Disbursed for Public Services Not related to Coronavirus</i>	
16) Percent of funds disbursed to date for PS (line 13 / line 1)	0.00%
17) <i>Percent Disbursed for Coronavirus-related Public Services (line 14 / line 1)</i>	0.00%
18) <i>Percent Disbursed for Public Services Not related to Coronavirus (line 15 / line 1)</i>	0.00%

E. Compliance with Planning and Administration (P/A) Cap

19) Disbursed in IDIS for P/A from Grant	\$157,690.02
20) Percent of funds disbursed to date for P/A (line 19 / line 1)	5.04%

F. Overall Low and Moderate Income Benefit

21) Drawn to Benefit LMI persons and households (minus noncountable amounts, line 22)	\$2,299,940.05
22) Noncountable amounts drawn: Non-LMI Portion of LMH activities	
23) Drawn to Prevent/Eliminate Slum/Blight	
24) Drawn to Address Urgent Needs	

U.S. Department of Housing and Urban Development
Office of Community Planning and Development
Integrated Disbursement and Information System

DATE: 09-10-24

TIME: 15:31

PAGE: 31

25)	Total disbursements subject to overall LMI benefit (sum of lines 21, 22, 23 and 24)	\$2,299,940.05
26)	Percent Low and moderate income benefit, to date (line 21 / line 25)	100.00%

U.S. Department of Housing and Urban Development
Office of Community Planning and Development
Integrated Disbursement and Information System
Grant Number B09DC020001

DATE: 09-10-24
TIME: 15:31
PAGE: 32

A. Sources of State CDBG Funds

1) State Allocation	\$2,867,778.00
2) Grant funds returned to line of credit	
3) Grant funds returned to local account	

B. State CDBG Resources by Use

4) Obligated to recipients	\$2,674,609.99
5) Set aside for State Administration	
6) Set aside for Technical Assistance	\$28,677.00

C. Expenditures of State CDBG Resources

7) Drawn for State Administration	
8) Drawn for Technical Assistance	\$28,677.00
9) Drawn for Section 108 Repayments	
10) Drawn for all other activities	\$2,645,932.99
11) <i>Disbursed for Coronavirus-related Activities</i>	
12) <i>Disbursed for Activities Not related to Coronavirus</i>	\$2,674,609.99

D. Compliance with Public Service (PS) Cap

13) Disbursed in IDIS for ALL PS	
14) <i>Disbursed for Coronavirus-related Public Services</i>	
15) <i>Disbursed for Public Services Not related to Coronavirus</i>	
16) Percent of funds disbursed to date for PS (line 13 / line 1)	0.00%
17) <i>Percent Disbursed for Coronavirus-related Public Services (line 14 / line 1)</i>	0.00%
18) <i>Percent Disbursed for Public Services Not related to Coronavirus (line 15 / line 1)</i>	0.00%

E. Compliance with Planning and Administration (P/A) Cap

19) Disbursed in IDIS for P/A from Grant	\$247,356.00
20) Percent of funds disbursed to date for P/A (line 19 / line 1)	8.63%

F. Overall Low and Moderate Income Benefit

21) Drawn to Benefit LMI persons and households (minus noncountable amounts, line 22)	\$2,398,576.99
22) Noncountable amounts drawn: Non-LMI Portion of LMH activities	
23) Drawn to Prevent/Eliminate Slum/Blight	
24) Drawn to Address Urgent Needs	

U.S. Department of Housing and Urban Development
Office of Community Planning and Development
Integrated Disbursement and Information System

DATE: 09-10-24

TIME: 15:31

PAGE: 33

25)	Total disbursements subject to overall LMI benefit (sum of lines 21, 22, 23 and 24)	\$2,398,576.99
26)	Percent Low and moderate income benefit, to date (line 21 / line 25)	100.00%

U.S. Department of Housing and Urban Development
Office of Community Planning and Development
Integrated Disbursement and Information System
Grant Number B08DC020001

DATE: 09-10-24
TIME: 15:31
PAGE: 34

A. Sources of State CDBG Funds

1) State Allocation	\$2,506,211.00
2) Grant funds returned to line of credit	
3) Grant funds returned to local account	

B. State CDBG Resources by Use

4) Obligated to recipients	\$2,005,718.41
5) Set aside for State Administration	
6) Set aside for Technical Assistance	\$25,062.00

C. Expenditures of State CDBG Resources

7) Drawn for State Administration	
8) Drawn for Technical Assistance	\$25,062.00
9) Drawn for Section 108 Repayments	
10) Drawn for all other activities	\$1,980,656.41
11) <i>Disbursed for Coronavirus-related Activities</i>	
12) <i>Disbursed for Activities Not related to Coronavirus</i>	\$2,005,718.41

D. Compliance with Public Service (PS) Cap

13) Disbursed in IDIS for ALL PS	
14) <i>Disbursed for Coronavirus-related Public Services</i>	
15) <i>Disbursed for Public Services Not related to Coronavirus</i>	
16) Percent of funds disbursed to date for PS (line 13 / line 1)	0.00%
17) <i>Percent Disbursed for Coronavirus-related Public Services (line 14 / line 1)</i>	0.00%
18) <i>Percent Disbursed for Public Services Not related to Coronavirus (line 15 / line 1)</i>	0.00%

E. Compliance with Planning and Administration (P/A) Cap

19) Disbursed in IDIS for P/A from Grant	\$200,124.00
20) Percent of funds disbursed to date for P/A (line 19 / line 1)	7.99%

F. Overall Low and Moderate Income Benefit

21) Drawn to Benefit LMI persons and households (minus noncountable amounts, line 22)	\$1,780,532.41
22) Noncountable amounts drawn: Non-LMI Portion of LMH activities	
23) Drawn to Prevent/Eliminate Slum/Blight	
24) Drawn to Address Urgent Needs	

U.S. Department of Housing and Urban Development
Office of Community Planning and Development
Integrated Disbursement and Information System

DATE: 09-10-24

TIME: 15:31

PAGE: 35

25)	Total disbursements subject to overall LMI benefit (sum of lines 21, 22, 23 and 24)	\$1,780,532.41
26)	Percent Low and moderate income benefit, to date (line 21 / line 25)	100.00%

U.S. Department of Housing and Urban Development
Office of Community Planning and Development
Integrated Disbursement and Information System
Grant Number B07DC020001

DATE: 09-10-24
TIME: 15:31
PAGE: 36

A. Sources of State CDBG Funds

1) State Allocation	\$2,566,247.00
2) Grant funds returned to line of credit	
3) Grant funds returned to local account	

B. State CDBG Resources by Use

4) Obligated to recipients	\$4,326,360.04
5) Set aside for State Administration	
6) Set aside for Technical Assistance	\$25,662.00

C. Expenditures of State CDBG Resources

7) Drawn for State Administration	
8) Drawn for Technical Assistance	\$25,662.00
9) Drawn for Section 108 Repayments	
10) Drawn for all other activities	\$4,300,698.04
11) <i>Disbursed for Coronavirus-related Activities</i>	
12) <i>Disbursed for Activities Not related to Coronavirus</i>	\$4,326,360.04

D. Compliance with Public Service (PS) Cap

13) Disbursed in IDIS for ALL PS	
14) <i>Disbursed for Coronavirus-related Public Services</i>	
15) <i>Disbursed for Public Services Not related to Coronavirus</i>	
16) Percent of funds disbursed to date for PS (line 13 / line 1)	0.00%
17) <i>Percent Disbursed for Coronavirus-related Public Services (line 14 / line 1)</i>	0.00%
18) <i>Percent Disbursed for Public Services Not related to Coronavirus (line 15 / line 1)</i>	0.00%

E. Compliance with Planning and Administration (P/A) Cap

19) Disbursed in IDIS for P/A from Grant	\$151,325.00
20) Percent of funds disbursed to date for P/A (line 19 / line 1)	5.90%

F. Overall Low and Moderate Income Benefit

21) Drawn to Benefit LMI persons and households (minus noncountable amounts, line 22)	\$4,149,373.04
22) Noncountable amounts drawn: Non-LMI Portion of LMH activities	
23) Drawn to Prevent/Eliminate Slum/Blight	
24) Drawn to Address Urgent Needs	

U.S. Department of Housing and Urban Development
Office of Community Planning and Development
Integrated Disbursement and Information System

DATE: 09-10-24

TIME: 15:31

PAGE: 37

25) Total disbursements subject to overall LMI benefit (sum of lines 21, 22, 23 and 24)	\$4,149,373.04
26) Percent Low and moderate income benefit, to date (line 21 / line 25)	100.00%

U.S. Department of Housing and Urban Development
Office of Community Planning and Development
Integrated Disbursement and Information System
Grant Number B06DC020001

DATE: 09-10-24
TIME: 15:31
PAGE: 38

A. Sources of State CDBG Funds

1) State Allocation	\$2,548,827.00
2) Grant funds returned to line of credit	
3) Grant funds returned to local account	

B. State CDBG Resources by Use

4) Obligated to recipients	\$2,155,663.77
5) Set aside for State Administration	
6) Set aside for Technical Assistance	\$25,488.00

C. Expenditures of State CDBG Resources

7) Drawn for State Administration	
8) Drawn for Technical Assistance	\$25,488.00
9) Drawn for Section 108 Repayments	
10) Drawn for all other activities	\$2,130,175.77
11) <i>Disbursed for Coronavirus-related Activities</i>	
12) <i>Disbursed for Activities Not related to Coronavirus</i>	\$2,155,663.77

D. Compliance with Public Service (PS) Cap

13) Disbursed in IDIS for ALL PS	
14) <i>Disbursed for Coronavirus-related Public Services</i>	
15) <i>Disbursed for Public Services Not related to Coronavirus</i>	
16) Percent of funds disbursed to date for PS (line 13 / line 1)	0.00%
17) <i>Percent Disbursed for Coronavirus-related Public Services (line 14 / line 1)</i>	0.00%
18) <i>Percent Disbursed for Public Services Not related to Coronavirus (line 15 / line 1)</i>	0.00%

E. Compliance with Planning and Administration (P/A) Cap

19) Disbursed in IDIS for P/A from Grant	\$167,170.73
20) Percent of funds disbursed to date for P/A (line 19 / line 1)	6.56%

F. Overall Low and Moderate Income Benefit

21) Drawn to Benefit LMI persons and households (minus noncountable amounts, line 22)	\$1,963,005.04
22) Noncountable amounts drawn: Non-LMI Portion of LMH activities	
23) Drawn to Prevent/Eliminate Slum/Blight	
24) Drawn to Address Urgent Needs	

U.S. Department of Housing and Urban Development
Office of Community Planning and Development
Integrated Disbursement and Information System

DATE: 09-10-24

TIME: 15:31

PAGE: 39

25)	Total disbursements subject to overall LMI benefit (sum of lines 21, 22, 23 and 24)	\$1,963,005.04
26)	Percent Low and moderate income benefit, to date (line 21 / line 25)	100.00%

U.S. Department of Housing and Urban Development
Office of Community Planning and Development
Integrated Disbursement and Information System
Grant Number B05DC020001

DATE: 09-10-24
TIME: 15:31
PAGE: 40

A. Sources of State CDBG Funds

1) State Allocation	\$2,817,522.00
2) Grant funds returned to line of credit	
3) Grant funds returned to local account	

B. State CDBG Resources by Use

4) Obligated to recipients	\$2,827,838.31
5) Set aside for State Administration	
6) Set aside for Technical Assistance	\$28,175.22

C. Expenditures of State CDBG Resources

7) Drawn for State Administration	
8) Drawn for Technical Assistance	\$28,175.22
9) Drawn for Section 108 Repayments	
10) Drawn for all other activities	\$2,799,663.09
11) <i>Disbursed for Coronavirus-related Activities</i>	
12) <i>Disbursed for Activities Not related to Coronavirus</i>	\$2,827,838.31

D. Compliance with Public Service (PS) Cap

13) Disbursed in IDIS for ALL PS	
14) <i>Disbursed for Coronavirus-related Public Services</i>	
15) <i>Disbursed for Public Services Not related to Coronavirus</i>	
16) Percent of funds disbursed to date for PS (line 13 / line 1)	0.00%
17) <i>Percent Disbursed for Coronavirus-related Public Services (line 14 / line 1)</i>	0.00%
18) <i>Percent Disbursed for Public Services Not related to Coronavirus (line 15 / line 1)</i>	0.00%

E. Compliance with Planning and Administration (P/A) Cap

19) Disbursed in IDIS for P/A from Grant	\$156,350.44
20) Percent of funds disbursed to date for P/A (line 19 / line 1)	5.55%

F. Overall Low and Moderate Income Benefit

21) Drawn to Benefit LMI persons and households (minus noncountable amounts, line 22)	\$2,643,312.65
22) Noncountable amounts drawn: Non-LMI Portion of LMH activities	
23) Drawn to Prevent/Eliminate Slum/Blight	
24) Drawn to Address Urgent Needs	

U.S. Department of Housing and Urban Development
Office of Community Planning and Development
Integrated Disbursement and Information System

DATE: 09-10-24

TIME: 15:31

PAGE: 41

25)	Total disbursements subject to overall LMI benefit (sum of lines 21, 22, 23 and 24)	\$2,643,312.65
26)	Percent Low and moderate income benefit, to date (line 21 / line 25)	100.00%

U.S. Department of Housing and Urban Development
Office of Community Planning and Development
Integrated Disbursement and Information System
Grant Number B04DC020001

DATE: 09-10-24
TIME: 15:31
PAGE: 42

A. Sources of State CDBG Funds

1) State Allocation	\$2,954,637.00
2) Grant funds returned to line of credit	
3) Grant funds returned to local account	

B. State CDBG Resources by Use

4) Obligated to recipients	\$2,345,929.87
5) Set aside for State Administration	
6) Set aside for Technical Assistance	\$29,547.00

C. Expenditures of State CDBG Resources

7) Drawn for State Administration	
8) Drawn for Technical Assistance	\$29,547.00
9) Drawn for Section 108 Repayments	
10) Drawn for all other activities	\$2,316,382.87
11) <i>Disbursed for Coronavirus-related Activities</i>	
12) <i>Disbursed for Activities Not related to Coronavirus</i>	\$2,345,929.87

D. Compliance with Public Service (PS) Cap

13) Disbursed in IDIS for ALL PS	
14) <i>Disbursed for Coronavirus-related Public Services</i>	
15) <i>Disbursed for Public Services Not related to Coronavirus</i>	
16) Percent of funds disbursed to date for PS (line 13 / line 1)	0.00%
17) <i>Percent Disbursed for Coronavirus-related Public Services (line 14 / line 1)</i>	0.00%
18) <i>Percent Disbursed for Public Services Not related to Coronavirus (line 15 / line 1)</i>	0.00%

E. Compliance with Planning and Administration (P/A) Cap

19) Disbursed in IDIS for P/A from Grant	\$245,663.00
20) Percent of funds disbursed to date for P/A (line 19 / line 1)	8.31%

F. Overall Low and Moderate Income Benefit

21) Drawn to Benefit LMI persons and households (minus noncountable amounts, line 22)	\$2,070,719.87
22) Noncountable amounts drawn: Non-LMI Portion of LMH activities	
23) Drawn to Prevent/Eliminate Slum/Blight	
24) Drawn to Address Urgent Needs	

U.S. Department of Housing and Urban Development
Office of Community Planning and Development
Integrated Disbursement and Information System

DATE: 09-10-24

TIME: 15:31

PAGE: 43

25)	Total disbursements subject to overall LMI benefit (sum of lines 21, 22, 23 and 24)	\$2,070,719.87
26)	Percent Low and moderate income benefit, to date (line 21 / line 25)	100.00%

U.S. Department of Housing and Urban Development
Office of Community Planning and Development
Integrated Disbursement and Information System
Grant Number B03DC020001

DATE: 09-10-24
TIME: 15:31
PAGE: 44

A. Sources of State CDBG Funds

1) State Allocation	\$3,466,000.00
2) Grant funds returned to line of credit	
3) Grant funds returned to local account	

B. State CDBG Resources by Use

4) Obligated to recipients	\$5,731,186.92
5) Set aside for State Administration	
6) Set aside for Technical Assistance	\$34,660.00

C. Expenditures of State CDBG Resources

7) Drawn for State Administration	
8) Drawn for Technical Assistance	\$34,660.00
9) Drawn for Section 108 Repayments	
10) Drawn for all other activities	\$5,696,526.92
11) <i>Disbursed for Coronavirus-related Activities</i>	
12) <i>Disbursed for Activities Not related to Coronavirus</i>	\$5,731,186.92

D. Compliance with Public Service (PS) Cap

13) Disbursed in IDIS for ALL PS	
14) <i>Disbursed for Coronavirus-related Public Services</i>	
15) <i>Disbursed for Public Services Not related to Coronavirus</i>	
16) Percent of funds disbursed to date for PS (line 13 / line 1)	0.00%
17) <i>Percent Disbursed for Coronavirus-related Public Services (line 14 / line 1)</i>	0.00%
18) <i>Percent Disbursed for Public Services Not related to Coronavirus (line 15 / line 1)</i>	0.00%

E. Compliance with Planning and Administration (P/A) Cap

19) Disbursed in IDIS for P/A from Grant	\$100,000.00
20) Percent of funds disbursed to date for P/A (line 19 / line 1)	2.89%

F. Overall Low and Moderate Income Benefit

21) Drawn to Benefit LMI persons and households (minus noncountable amounts, line 22)	\$5,596,526.92
22) Noncountable amounts drawn: Non-LMI Portion of LMH activities	
23) Drawn to Prevent/Eliminate Slum/Blight	
24) Drawn to Address Urgent Needs	

U.S. Department of Housing and Urban Development
Office of Community Planning and Development
Integrated Disbursement and Information System

DATE: 09-10-24

TIME: 15:31

PAGE: 45

25)	Total disbursements subject to overall LMI benefit (sum of lines 21, 22, 23 and 24)	\$5,596,526.92
26)	Percent Low and moderate income benefit, to date (line 21 / line 25)	100.00%

U.S. Department of Housing and Urban Development
Office of Community Planning and Development
Integrated Disbursement and Information System
Grant Number B02DC020001

DATE: 09-10-24
TIME: 15:31
PAGE: 46

A. Sources of State CDBG Funds

1) State Allocation	\$3,281,000.00
2) Grant funds returned to line of credit	
3) Grant funds returned to local account	

B. State CDBG Resources by Use

4) Obligated to recipients	\$3,412,166.69
5) Set aside for State Administration	
6) Set aside for Technical Assistance	\$32,810.00

C. Expenditures of State CDBG Resources

7) Drawn for State Administration	
8) Drawn for Technical Assistance	\$32,810.00
9) Drawn for Section 108 Repayments	
10) Drawn for all other activities	\$3,379,356.69
11) <i>Disbursed for Coronavirus-related Activities</i>	
12) <i>Disbursed for Activities Not related to Coronavirus</i>	\$3,412,166.69

D. Compliance with Public Service (PS) Cap

13) Disbursed in IDIS for ALL PS	\$421,250.00
14) <i>Disbursed for Coronavirus-related Public Services</i>	
15) <i>Disbursed for Public Services Not related to Coronavirus</i>	\$421,250.00
16) Percent of funds disbursed to date for PS (line 13 / line 1)	12.84%
17) <i>Percent Disbursed for Coronavirus-related Public Services (line 14 / line 1)</i>	0.00%
18) <i>Percent Disbursed for Public Services Not related to Coronavirus (line 15 / line 1)</i>	12.84%

E. Compliance with Planning and Administration (P/A) Cap

19) Disbursed in IDIS for P/A from Grant	\$204,629.48
20) Percent of funds disbursed to date for P/A (line 19 / line 1)	6.24%

F. Overall Low and Moderate Income Benefit

21) Drawn to Benefit LMI persons and households (minus noncountable amounts, line 22)	\$3,174,727.21
22) Noncountable amounts drawn: Non-LMI Portion of LMH activities	
23) Drawn to Prevent/Eliminate Slum/Blight	
24) Drawn to Address Urgent Needs	

U.S. Department of Housing and Urban Development
Office of Community Planning and Development
Integrated Disbursement and Information System

DATE: 09-10-24

TIME: 15:31

PAGE: 47

25)	Total disbursements subject to overall LMI benefit (sum of lines 21, 22, 23 and 24)	\$3,174,727.21
26)	Percent Low and moderate income benefit, to date (line 21 / line 25)	100.00%

U.S. Department of Housing and Urban Development
Office of Community Planning and Development
Integrated Disbursement and Information System
Grant Number B01DC020001

DATE: 09-10-24
TIME: 15:31
PAGE: 48

A. Sources of State CDBG Funds

1) State Allocation	\$3,328,000.00
2) Grant funds returned to line of credit	
3) Grant funds returned to local account	

B. State CDBG Resources by Use

4) Obligated to recipients	\$3,581,586.97
5) Set aside for State Administration	
6) Set aside for Technical Assistance	\$33,280.00

C. Expenditures of State CDBG Resources

7) Drawn for State Administration	
8) Drawn for Technical Assistance	\$33,280.00
9) Drawn for Section 108 Repayments	
10) Drawn for all other activities	\$3,548,306.97
11) <i>Disbursed for Coronavirus-related Activities</i>	
12) <i>Disbursed for Activities Not related to Coronavirus</i>	\$3,581,586.97

D. Compliance with Public Service (PS) Cap

13) Disbursed in IDIS for ALL PS	
14) <i>Disbursed for Coronavirus-related Public Services</i>	
15) <i>Disbursed for Public Services Not related to Coronavirus</i>	
16) Percent of funds disbursed to date for PS (line 13 / line 1)	0.00%
17) <i>Percent Disbursed for Coronavirus-related Public Services (line 14 / line 1)</i>	0.00%
18) <i>Percent Disbursed for Public Services Not related to Coronavirus (line 15 / line 1)</i>	0.00%

E. Compliance with Planning and Administration (P/A) Cap

19) Disbursed in IDIS for P/A from Grant	\$285,397.50
20) Percent of funds disbursed to date for P/A (line 19 / line 1)	8.58%

F. Overall Low and Moderate Income Benefit

21) Drawn to Benefit LMI persons and households (minus noncountable amounts, line 22)	\$3,262,909.47
22) Noncountable amounts drawn: Non-LMI Portion of LMH activities	
23) Drawn to Prevent/Eliminate Slum/Blight	
24) Drawn to Address Urgent Needs	

U.S. Department of Housing and Urban Development
Office of Community Planning and Development
Integrated Disbursement and Information System

DATE: 09-10-24

TIME: 15:31

PAGE: 49

25)	Total disbursements subject to overall LMI benefit (sum of lines 21, 22, 23 and 24)	\$3,262,909.47
26)	Percent Low and moderate income benefit, to date (line 21 / line 25)	100.00%

U.S. Department of Housing and Urban Development
Office of Community Planning and Development
Integrated Disbursement and Information System
Grant Number B00DC020001

DATE: 09-10-24
TIME: 15:31
PAGE: 50

A. Sources of State CDBG Funds

1) State Allocation	\$3,188,000.00
2) Grant funds returned to line of credit	
3) Grant funds returned to local account	

B. State CDBG Resources by Use

4) Obligated to recipients	\$2,326,389.11
5) Set aside for State Administration	
6) Set aside for Technical Assistance	\$31,880.00

C. Expenditures of State CDBG Resources

7) Drawn for State Administration	
8) Drawn for Technical Assistance	\$31,880.00
9) Drawn for Section 108 Repayments	
10) Drawn for all other activities	\$2,294,509.11
11) <i>Disbursed for Coronavirus-related Activities</i>	
12) <i>Disbursed for Activities Not related to Coronavirus</i>	\$2,326,389.11

D. Compliance with Public Service (PS) Cap

13) Disbursed in IDIS for ALL PS	
14) <i>Disbursed for Coronavirus-related Public Services</i>	
15) <i>Disbursed for Public Services Not related to Coronavirus</i>	
16) Percent of funds disbursed to date for PS (line 13 / line 1)	0.00%
17) <i>Percent Disbursed for Coronavirus-related Public Services (line 14 / line 1)</i>	0.00%
18) <i>Percent Disbursed for Public Services Not related to Coronavirus (line 15 / line 1)</i>	0.00%

E. Compliance with Planning and Administration (P/A) Cap

19) Disbursed in IDIS for P/A from Grant	\$237,234.32
20) Percent of funds disbursed to date for P/A (line 19 / line 1)	7.44%

F. Overall Low and Moderate Income Benefit

21) Drawn to Benefit LMI persons and households (minus noncountable amounts, line 22)	\$2,091,856.11
22) Noncountable amounts drawn: Non-LMI Portion of LMH activities	
23) Drawn to Prevent/Eliminate Slum/Blight	
24) Drawn to Address Urgent Needs	

U.S. Department of Housing and Urban Development
Office of Community Planning and Development
Integrated Disbursement and Information System

DATE: 09-10-24

TIME: 15:31

PAGE: 51

25)	Total disbursements subject to overall LMI benefit (sum of lines 21, 22, 23 and 24)	\$2,091,856.11
26)	Percent Low and moderate income benefit, to date (line 21 / line 25)	100.00%

U.S. Department of Housing and Urban Development
Office of Community Planning and Development
Integrated Disbursement and Information System
Grant Number B99DC020001

DATE: 09-10-24
TIME: 15:31
PAGE: 52

A. Sources of State CDBG Funds

1) State Allocation	\$3,167,000.00
2) Grant funds returned to line of credit	
3) Grant funds returned to local account	

B. State CDBG Resources by Use

4) Obligated to recipients	\$2,309,831.05
5) Set aside for State Administration	
6) Set aside for Technical Assistance	\$31,670.00

C. Expenditures of State CDBG Resources

7) Drawn for State Administration	
8) Drawn for Technical Assistance	\$31,670.00
9) Drawn for Section 108 Repayments	
10) Drawn for all other activities	\$2,278,161.05
11) <i>Disbursed for Coronavirus-related Activities</i>	
12) <i>Disbursed for Activities Not related to Coronavirus</i>	\$2,309,831.05

D. Compliance with Public Service (PS) Cap

13) Disbursed in IDIS for ALL PS	
14) <i>Disbursed for Coronavirus-related Public Services</i>	
15) <i>Disbursed for Public Services Not related to Coronavirus</i>	
16) Percent of funds disbursed to date for PS (line 13 / line 1)	0.00%
17) <i>Percent Disbursed for Coronavirus-related Public Services (line 14 / line 1)</i>	0.00%
18) <i>Percent Disbursed for Public Services Not related to Coronavirus (line 15 / line 1)</i>	0.00%

E. Compliance with Planning and Administration (P/A) Cap

19) Disbursed in IDIS for P/A from Grant	\$175,890.16
20) Percent of funds disbursed to date for P/A (line 19 / line 1)	5.55%

F. Overall Low and Moderate Income Benefit

21) Drawn to Benefit LMI persons and households (minus noncountable amounts, line 22)	\$2,114,821.05
22) Noncountable amounts drawn: Non-LMI Portion of LMH activities	
23) Drawn to Prevent/Eliminate Slum/Blight	
24) Drawn to Address Urgent Needs	

U.S. Department of Housing and Urban Development
Office of Community Planning and Development
Integrated Disbursement and Information System

DATE: 09-10-24

TIME: 15:31

PAGE: 53

25)	Total disbursements subject to overall LMI benefit (sum of lines 21, 22, 23 and 24)	\$2,114,821.05
26)	Percent Low and moderate income benefit, to date (line 21 / line 25)	100.00%

U.S. Department of Housing and Urban Development
Office of Community Planning and Development
Integrated Disbursement and Information System
Grant Number B98DC020001

DATE: 09-10-24
TIME: 15:31
PAGE: 54

A. Sources of State CDBG Funds

1) State Allocation	\$3,136,000.00
2) Grant funds returned to line of credit	
3) Grant funds returned to local account	

B. State CDBG Resources by Use

4) Obligated to recipients	\$2,813,292.12
5) Set aside for State Administration	
6) Set aside for Technical Assistance	\$31,360.00

C. Expenditures of State CDBG Resources

7) Drawn for State Administration	
8) Drawn for Technical Assistance	\$31,360.00
9) Drawn for Section 108 Repayments	
10) Drawn for all other activities	\$2,781,932.12
11) <i>Disbursed for Coronavirus-related Activities</i>	
12) <i>Disbursed for Activities Not related to Coronavirus</i>	\$2,813,292.12

D. Compliance with Public Service (PS) Cap

13) Disbursed in IDIS for ALL PS	
14) <i>Disbursed for Coronavirus-related Public Services</i>	
15) <i>Disbursed for Public Services Not related to Coronavirus</i>	
16) Percent of funds disbursed to date for PS (line 13 / line 1)	0.00%
17) <i>Percent Disbursed for Coronavirus-related Public Services (line 14 / line 1)</i>	0.00%
18) <i>Percent Disbursed for Public Services Not related to Coronavirus (line 15 / line 1)</i>	0.00%

E. Compliance with Planning and Administration (P/A) Cap

19) Disbursed in IDIS for P/A from Grant	\$162,720.00
20) Percent of funds disbursed to date for P/A (line 19 / line 1)	5.19%

F. Overall Low and Moderate Income Benefit

21) Drawn to Benefit LMI persons and households (minus noncountable amounts, line 22)	\$2,619,212.12
22) Noncountable amounts drawn: Non-LMI Portion of LMH activities	
23) Drawn to Prevent/Eliminate Slum/Blight	
24) Drawn to Address Urgent Needs	

U.S. Department of Housing and Urban Development
Office of Community Planning and Development
Integrated Disbursement and Information System

DATE: 09-10-24

TIME: 15:31

PAGE: 55

25)	Total disbursements subject to overall LMI benefit (sum of lines 21, 22, 23 and 24)	\$2,619,212.12
26)	Percent Low and moderate income benefit, to date (line 21 / line 25)	100.00%

U.S. Department of Housing and Urban Development
Office of Community Planning and Development
Integrated Disbursement and Information System
Grant Number B97DC020001

DATE: 09-10-24
TIME: 15:31
PAGE: 56

A. Sources of State CDBG Funds

1) State Allocation	\$3,194,000.00
2) Grant funds returned to line of credit	
3) Grant funds returned to local account	

B. State CDBG Resources by Use

4) Obligated to recipients	\$2,636,055.90
5) Set aside for State Administration	
6) Set aside for Technical Assistance	\$31,940.00

C. Expenditures of State CDBG Resources

7) Drawn for State Administration	
8) Drawn for Technical Assistance	\$31,940.00
9) Drawn for Section 108 Repayments	
10) Drawn for all other activities	\$2,604,115.90
11) <i>Disbursed for Coronavirus-related Activities</i>	
12) <i>Disbursed for Activities Not related to Coronavirus</i>	\$2,636,055.90

D. Compliance with Public Service (PS) Cap

13) Disbursed in IDIS for ALL PS	
14) <i>Disbursed for Coronavirus-related Public Services</i>	
15) <i>Disbursed for Public Services Not related to Coronavirus</i>	
16) Percent of funds disbursed to date for PS (line 13 / line 1)	0.00%
17) <i>Percent Disbursed for Coronavirus-related Public Services (line 14 / line 1)</i>	0.00%
18) <i>Percent Disbursed for Public Services Not related to Coronavirus (line 15 / line 1)</i>	0.00%

E. Compliance with Planning and Administration (P/A) Cap

19) Disbursed in IDIS for P/A from Grant	\$245,609.36
20) Percent of funds disbursed to date for P/A (line 19 / line 1)	7.69%

F. Overall Low and Moderate Income Benefit

21) Drawn to Benefit LMI persons and households (minus noncountable amounts, line 22)	\$2,430,256.54
22) Noncountable amounts drawn: Non-LMI Portion of LMH activities	
23) Drawn to Prevent/Eliminate Slum/Blight	
24) Drawn to Address Urgent Needs	

U.S. Department of Housing and Urban Development
Office of Community Planning and Development
Integrated Disbursement and Information System

DATE: 09-10-24

TIME: 15:31

PAGE: 57

25)	Total disbursements subject to overall LMI benefit (sum of lines 21, 22, 23 and 24)	\$2,430,256.54
26)	Percent Low and moderate income benefit, to date (line 21 / line 25)	100.00%

U.S. Department of Housing and Urban Development
Office of Community Planning and Development
Integrated Disbursement and Information System
Grant Number B96DC020001

DATE: 09-10-24
TIME: 15:31
PAGE: 58

A. Sources of State CDBG Funds

1) State Allocation	\$3,224,000.00
2) Grant funds returned to line of credit	
3) Grant funds returned to local account	

B. State CDBG Resources by Use

4) Obligated to recipients	\$2,832,796.91
5) Set aside for State Administration	
6) Set aside for Technical Assistance	\$32,240.00

C. Expenditures of State CDBG Resources

7) Drawn for State Administration	
8) Drawn for Technical Assistance	\$32,240.00
9) Drawn for Section 108 Repayments	
10) Drawn for all other activities	\$1,568,304.30
11) <i>Disbursed for Coronavirus-related Activities</i>	
12) <i>Disbursed for Activities Not related to Coronavirus</i>	\$2,832,796.91

D. Compliance with Public Service (PS) Cap

13) Disbursed in IDIS for ALL PS	
14) <i>Disbursed for Coronavirus-related Public Services</i>	
15) <i>Disbursed for Public Services Not related to Coronavirus</i>	
16) Percent of funds disbursed to date for PS (line 13 / line 1)	0.00%
17) <i>Percent Disbursed for Coronavirus-related Public Services (line 14 / line 1)</i>	0.00%
18) <i>Percent Disbursed for Public Services Not related to Coronavirus (line 15 / line 1)</i>	0.00%

E. Compliance with Planning and Administration (P/A) Cap

19) Disbursed in IDIS for P/A from Grant	\$249,823.72
20) Percent of funds disbursed to date for P/A (line 19 / line 1)	7.75%

F. Overall Low and Moderate Income Benefit

21) Drawn to Benefit LMI persons and households (minus noncountable amounts, line 22)	\$1,363,400.33
22) Noncountable amounts drawn: Non-LMI Portion of LMH activities	
23) Drawn to Prevent/Eliminate Slum/Blight	
24) Drawn to Address Urgent Needs	

U.S. Department of Housing and Urban Development
Office of Community Planning and Development
Integrated Disbursement and Information System

DATE: 09-10-24

TIME: 15:31

PAGE: 59

25)	Total disbursements subject to overall LMI benefit (sum of lines 21, 22, 23 and 24)	\$1,363,400.33
26)	Percent Low and moderate income benefit, to date (line 21 / line 25)	100.00%

U.S. Department of Housing and Urban Development
Office of Community Planning and Development
Integrated Disbursement and Information System
Grant Number B95DC020001

DATE: 09-10-24
TIME: 15:31
PAGE: 60

A. Sources of State CDBG Funds

1) State Allocation	\$3,289,000.00
2) Grant funds returned to line of credit	
3) Grant funds returned to local account	

B. State CDBG Resources by Use

4) Obligated to recipients	\$3,094,316.74
5) Set aside for State Administration	
6) Set aside for Technical Assistance	

C. Expenditures of State CDBG Resources

7) Drawn for State Administration	
8) Drawn for Technical Assistance	
9) Drawn for Section 108 Repayments	
10) Drawn for all other activities	\$1,168,620.90
11) <i>Disbursed for Coronavirus-related Activities</i>	
12) <i>Disbursed for Activities Not related to Coronavirus</i>	\$3,094,316.74

D. Compliance with Public Service (PS) Cap

13) Disbursed in IDIS for ALL PS	
14) <i>Disbursed for Coronavirus-related Public Services</i>	
15) <i>Disbursed for Public Services Not related to Coronavirus</i>	
16) Percent of funds disbursed to date for PS (line 13 / line 1)	0.00%
17) <i>Percent Disbursed for Coronavirus-related Public Services (line 14 / line 1)</i>	0.00%
18) <i>Percent Disbursed for Public Services Not related to Coronavirus (line 15 / line 1)</i>	0.00%

E. Compliance with Planning and Administration (P/A) Cap

19) Disbursed in IDIS for P/A from Grant	\$94,402.02
20) Percent of funds disbursed to date for P/A (line 19 / line 1)	2.87%

F. Overall Low and Moderate Income Benefit

21) Drawn to Benefit LMI persons and households (minus noncountable amounts, line 22)	\$1,074,218.88
22) Noncountable amounts drawn: Non-LMI Portion of LMH activities	
23) Drawn to Prevent/Eliminate Slum/Blight	
24) Drawn to Address Urgent Needs	

U.S. Department of Housing and Urban Development
Office of Community Planning and Development
Integrated Disbursement and Information System

DATE: 09-10-24

TIME: 15:31

PAGE: 61

25)	Total disbursements subject to overall LMI benefit (sum of lines 21, 22, 23 and 24)	\$1,074,218.88
26)	Percent Low and moderate income benefit, to date (line 21 / line 25)	100.00%

U.S. Department of Housing and Urban Development
Office of Community Planning and Development
Integrated Disbursement and Information System
Grant Number B94DC020001

DATE: 09-10-24
TIME: 15:31
PAGE: 62

A. Sources of State CDBG Funds

1) State Allocation	\$2,570,000.00
2) Grant funds returned to line of credit	
3) Grant funds returned to local account	

B. State CDBG Resources by Use

4) Obligated to recipients	\$2,311,404.35
5) Set aside for State Administration	
6) Set aside for Technical Assistance	

C. Expenditures of State CDBG Resources

7) Drawn for State Administration	
8) Drawn for Technical Assistance	
9) Drawn for Section 108 Repayments	
10) Drawn for all other activities	\$4,721.48
11) <i>Disbursed for Coronavirus-related Activities</i>	
12) <i>Disbursed for Activities Not related to Coronavirus</i>	\$2,311,404.35

D. Compliance with Public Service (PS) Cap

13) Disbursed in IDIS for ALL PS	
14) <i>Disbursed for Coronavirus-related Public Services</i>	
15) <i>Disbursed for Public Services Not related to Coronavirus</i>	
16) Percent of funds disbursed to date for PS (line 13 / line 1)	0.00%
17) <i>Percent Disbursed for Coronavirus-related Public Services (line 14 / line 1)</i>	0.00%
18) <i>Percent Disbursed for Public Services Not related to Coronavirus (line 15 / line 1)</i>	0.00%

E. Compliance with Planning and Administration (P/A) Cap

19) Disbursed in IDIS for P/A from Grant	\$4,721.48
20) Percent of funds disbursed to date for P/A (line 19 / line 1)	0.18%

F. Overall Low and Moderate Income Benefit

21) Drawn to Benefit LMI persons and households (minus noncountable amounts, line 22)	\$0.00
22) Noncountable amounts drawn: Non-LMI Portion of LMH activities	
23) Drawn to Prevent/Eliminate Slum/Blight	
24) Drawn to Address Urgent Needs	

U.S. Department of Housing and Urban Development
Office of Community Planning and Development
Integrated Disbursement and Information System

DATE: 09-10-24

TIME: 15:31

PAGE: 63

25)	Total disbursements subject to overall LMI benefit (sum of lines 21, 22, 23 and 24)	\$0.00
26)	Percent Low and moderate income benefit, to date (line 21 / line 25)	

U.S. Department of Housing and Urban Development
Office of Community Planning and Development
Integrated Disbursement and Information System
Grant Number B93DC020001

DATE: 09-10-24
TIME: 15:31
PAGE: 64

A. Sources of State CDBG Funds

1) State Allocation	\$2,302,000.00
2) Grant funds returned to line of credit	
3) Grant funds returned to local account	

B. State CDBG Resources by Use

4) Obligated to recipients	\$2,302,000.00
5) Set aside for State Administration	
6) Set aside for Technical Assistance	

C. Expenditures of State CDBG Resources

7) Drawn for State Administration	
8) Drawn for Technical Assistance	
9) Drawn for Section 108 Repayments	
10) Drawn for all other activities	
11) <i>Disbursed for Coronavirus-related Activities</i>	
12) <i>Disbursed for Activities Not related to Coronavirus</i>	\$2,302,000.00

D. Compliance with Public Service (PS) Cap

13) Disbursed in IDIS for ALL PS	
14) <i>Disbursed for Coronavirus-related Public Services</i>	
15) <i>Disbursed for Public Services Not related to Coronavirus</i>	
16) Percent of funds disbursed to date for PS (line 13 / line 1)	0.00%
17) <i>Percent Disbursed for Coronavirus-related Public Services (line 14 / line 1)</i>	0.00%
18) <i>Percent Disbursed for Public Services Not related to Coronavirus (line 15 / line 1)</i>	0.00%

E. Compliance with Planning and Administration (P/A) Cap

19) Disbursed in IDIS for P/A from Grant	
20) Percent of funds disbursed to date for P/A (line 19 / line 1)	0.00%

F. Overall Low and Moderate Income Benefit

21) Drawn to Benefit LMI persons and households (minus noncountable amounts, line 22)	\$0.00
22) Noncountable amounts drawn: Non-LMI Portion of LMH activities	
23) Drawn to Prevent/Eliminate Slum/Blight	
24) Drawn to Address Urgent Needs	

U.S. Department of Housing and Urban Development
Office of Community Planning and Development
Integrated Disbursement and Information System

DATE: 09-10-24

TIME: 15:31

PAGE: 65

25)	Total disbursements subject to overall LMI benefit (sum of lines 21, 22, 23 and 24)	\$0.00
26)	Percent Low and moderate income benefit, to date (line 21 / line 25)	

U.S. Department of Housing and Urban Development
Office of Community Planning and Development
Integrated Disbursement and Information System
Grant Number B92DC020001

DATE: 09-10-24
TIME: 15:31
PAGE: 66

A. Sources of State CDBG Funds

1) State Allocation	\$1,862,000.00
2) Grant funds returned to line of credit	
3) Grant funds returned to local account	

B. State CDBG Resources by Use

4) Obligated to recipients	\$1,862,000.00
5) Set aside for State Administration	
6) Set aside for Technical Assistance	

C. Expenditures of State CDBG Resources

7) Drawn for State Administration	
8) Drawn for Technical Assistance	
9) Drawn for Section 108 Repayments	
10) Drawn for all other activities	
11) <i>Disbursed for Coronavirus-related Activities</i>	
12) <i>Disbursed for Activities Not related to Coronavirus</i>	\$1,862,000.00

D. Compliance with Public Service (PS) Cap

13) Disbursed in IDIS for ALL PS	
14) <i>Disbursed for Coronavirus-related Public Services</i>	
15) <i>Disbursed for Public Services Not related to Coronavirus</i>	
16) Percent of funds disbursed to date for PS (line 13 / line 1)	0.00%
17) <i>Percent Disbursed for Coronavirus-related Public Services (line 14 / line 1)</i>	0.00%
18) <i>Percent Disbursed for Public Services Not related to Coronavirus (line 15 / line 1)</i>	0.00%

E. Compliance with Planning and Administration (P/A) Cap

19) Disbursed in IDIS for P/A from Grant	
20) Percent of funds disbursed to date for P/A (line 19 / line 1)	0.00%

F. Overall Low and Moderate Income Benefit

21) Drawn to Benefit LMI persons and households (minus noncountable amounts, line 22)	\$0.00
22) Noncountable amounts drawn: Non-LMI Portion of LMH activities	
23) Drawn to Prevent/Eliminate Slum/Blight	
24) Drawn to Address Urgent Needs	

U.S. Department of Housing and Urban Development
Office of Community Planning and Development
Integrated Disbursement and Information System

DATE: 09-10-24

TIME: 15:31

PAGE: 67

25)	Total disbursements subject to overall LMI benefit (sum of lines 21, 22, 23 and 24)	\$0.00
26)	Percent Low and moderate income benefit, to date (line 21 / line 25)	

U.S. Department of Housing and Urban Development
Office of Community Planning and Development
Integrated Disbursement and Information System
Grant Number B91DC020001

DATE: 09-10-24
TIME: 15:31
PAGE: 68

A. Sources of State CDBG Funds

1) State Allocation	\$1,711,000.00
2) Grant funds returned to line of credit	
3) Grant funds returned to local account	

B. State CDBG Resources by Use

4) Obligated to recipients	\$1,711,000.00
5) Set aside for State Administration	
6) Set aside for Technical Assistance	

C. Expenditures of State CDBG Resources

7) Drawn for State Administration	
8) Drawn for Technical Assistance	
9) Drawn for Section 108 Repayments	
10) Drawn for all other activities	
11) <i>Disbursed for Coronavirus-related Activities</i>	
12) <i>Disbursed for Activities Not related to Coronavirus</i>	\$1,711,000.00

D. Compliance with Public Service (PS) Cap

13) Disbursed in IDIS for ALL PS	
14) <i>Disbursed for Coronavirus-related Public Services</i>	
15) <i>Disbursed for Public Services Not related to Coronavirus</i>	
16) Percent of funds disbursed to date for PS (line 13 / line 1)	0.00%
17) <i>Percent Disbursed for Coronavirus-related Public Services (line 14 / line 1)</i>	0.00%
18) <i>Percent Disbursed for Public Services Not related to Coronavirus (line 15 / line 1)</i>	0.00%

E. Compliance with Planning and Administration (P/A) Cap

19) Disbursed in IDIS for P/A from Grant	
20) Percent of funds disbursed to date for P/A (line 19 / line 1)	0.00%

F. Overall Low and Moderate Income Benefit

21) Drawn to Benefit LMI persons and households (minus noncountable amounts, line 22)	\$0.00
22) Noncountable amounts drawn: Non-LMI Portion of LMH activities	
23) Drawn to Prevent/Eliminate Slum/Blight	
24) Drawn to Address Urgent Needs	

U.S. Department of Housing and Urban Development
Office of Community Planning and Development
Integrated Disbursement and Information System

DATE: 09-10-24

TIME: 15:31

PAGE: 69

25)	Total disbursements subject to overall LMI benefit (sum of lines 21, 22, 23 and 24)	\$0.00
26)	Percent Low and moderate income benefit, to date (line 21 / line 25)	

U.S. Department of Housing and Urban Development
Office of Community Planning and Development
Integrated Disbursement and Information System
Grant Number B90DC020001

DATE: 09-10-24
TIME: 15:31
PAGE: 70

A. Sources of State CDBG Funds

1) State Allocation	\$1,536,000.00
2) Grant funds returned to line of credit	
3) Grant funds returned to local account	

B. State CDBG Resources by Use

4) Obligated to recipients	\$1,536,000.00
5) Set aside for State Administration	
6) Set aside for Technical Assistance	

C. Expenditures of State CDBG Resources

7) Drawn for State Administration	
8) Drawn for Technical Assistance	
9) Drawn for Section 108 Repayments	
10) Drawn for all other activities	
11) <i>Disbursed for Coronavirus-related Activities</i>	
12) <i>Disbursed for Activities Not related to Coronavirus</i>	\$1,536,000.00

D. Compliance with Public Service (PS) Cap

13) Disbursed in IDIS for ALL PS	
14) <i>Disbursed for Coronavirus-related Public Services</i>	
15) <i>Disbursed for Public Services Not related to Coronavirus</i>	
16) Percent of funds disbursed to date for PS (line 13 / line 1)	0.00%
17) <i>Percent Disbursed for Coronavirus-related Public Services (line 14 / line 1)</i>	0.00%
18) <i>Percent Disbursed for Public Services Not related to Coronavirus (line 15 / line 1)</i>	0.00%

E. Compliance with Planning and Administration (P/A) Cap

19) Disbursed in IDIS for P/A from Grant	
20) Percent of funds disbursed to date for P/A (line 19 / line 1)	0.00%

F. Overall Low and Moderate Income Benefit

21) Drawn to Benefit LMI persons and households (minus noncountable amounts, line 22)	\$0.00
22) Noncountable amounts drawn: Non-LMI Portion of LMH activities	
23) Drawn to Prevent/Eliminate Slum/Blight	
24) Drawn to Address Urgent Needs	

U.S. Department of Housing and Urban Development
Office of Community Planning and Development
Integrated Disbursement and Information System

DATE: 09-10-24

TIME: 15:31

PAGE: 71

25)	Total disbursements subject to overall LMI benefit (sum of lines 21, 22, 23 and 24)	\$0.00
26)	Percent Low and moderate income benefit, to date (line 21 / line 25)	

U.S. Department of Housing and Urban Development
Office of Community Planning and Development
Integrated Disbursement and Information System
Grant Number B89DC020001

DATE: 09-10-24
TIME: 15:31
PAGE: 72

A. Sources of State CDBG Funds

1) State Allocation	\$1,574,000.00
2) Grant funds returned to line of credit	
3) Grant funds returned to local account	

B. State CDBG Resources by Use

4) Obligated to recipients	\$1,574,000.00
5) Set aside for State Administration	
6) Set aside for Technical Assistance	

C. Expenditures of State CDBG Resources

7) Drawn for State Administration	
8) Drawn for Technical Assistance	
9) Drawn for Section 108 Repayments	
10) Drawn for all other activities	
11) <i>Disbursed for Coronavirus-related Activities</i>	
12) <i>Disbursed for Activities Not related to Coronavirus</i>	\$1,574,000.00

D. Compliance with Public Service (PS) Cap

13) Disbursed in IDIS for ALL PS	
14) <i>Disbursed for Coronavirus-related Public Services</i>	
15) <i>Disbursed for Public Services Not related to Coronavirus</i>	
16) Percent of funds disbursed to date for PS (line 13 / line 1)	0.00%
17) <i>Percent Disbursed for Coronavirus-related Public Services (line 14 / line 1)</i>	0.00%
18) <i>Percent Disbursed for Public Services Not related to Coronavirus (line 15 / line 1)</i>	0.00%

E. Compliance with Planning and Administration (P/A) Cap

19) Disbursed in IDIS for P/A from Grant	
20) Percent of funds disbursed to date for P/A (line 19 / line 1)	0.00%

F. Overall Low and Moderate Income Benefit

21) Drawn to Benefit LMI persons and households (minus noncountable amounts, line 22)	\$0.00
22) Noncountable amounts drawn: Non-LMI Portion of LMH activities	
23) Drawn to Prevent/Eliminate Slum/Blight	
24) Drawn to Address Urgent Needs	

U.S. Department of Housing and Urban Development
Office of Community Planning and Development
Integrated Disbursement and Information System

DATE: 09-10-24

TIME: 15:31

PAGE: 73

25)	Total disbursements subject to overall LMI benefit (sum of lines 21, 22, 23 and 24)	\$0.00
26)	Percent Low and moderate income benefit, to date (line 21 / line 25)	

U.S. Department of Housing and Urban Development
Office of Community Planning and Development
Integrated Disbursement and Information System
Grant Number B88DC020001

DATE: 09-10-24
TIME: 15:31
PAGE: 74

A. Sources of State CDBG Funds

1) State Allocation	\$1,510,000.00
2) Grant funds returned to line of credit	
3) Grant funds returned to local account	

B. State CDBG Resources by Use

4) Obligated to recipients	\$1,510,000.00
5) Set aside for State Administration	
6) Set aside for Technical Assistance	

C. Expenditures of State CDBG Resources

7) Drawn for State Administration	
8) Drawn for Technical Assistance	
9) Drawn for Section 108 Repayments	
10) Drawn for all other activities	
11) <i>Disbursed for Coronavirus-related Activities</i>	
12) <i>Disbursed for Activities Not related to Coronavirus</i>	\$1,510,000.00

D. Compliance with Public Service (PS) Cap

13) Disbursed in IDIS for ALL PS	
14) <i>Disbursed for Coronavirus-related Public Services</i>	
15) <i>Disbursed for Public Services Not related to Coronavirus</i>	
16) Percent of funds disbursed to date for PS (line 13 / line 1)	0.00%
17) <i>Percent Disbursed for Coronavirus-related Public Services (line 14 / line 1)</i>	0.00%
18) <i>Percent Disbursed for Public Services Not related to Coronavirus (line 15 / line 1)</i>	0.00%

E. Compliance with Planning and Administration (P/A) Cap

19) Disbursed in IDIS for P/A from Grant	
20) Percent of funds disbursed to date for P/A (line 19 / line 1)	0.00%

F. Overall Low and Moderate Income Benefit

21) Drawn to Benefit LMI persons and households (minus noncountable amounts, line 22)	\$0.00
22) Noncountable amounts drawn: Non-LMI Portion of LMH activities	
23) Drawn to Prevent/Eliminate Slum/Blight	
24) Drawn to Address Urgent Needs	

U.S. Department of Housing and Urban Development
Office of Community Planning and Development
Integrated Disbursement and Information System

DATE: 09-10-24

TIME: 15:31

PAGE: 75

25)	Total disbursements subject to overall LMI benefit (sum of lines 21, 22, 23 and 24)	\$0.00
26)	Percent Low and moderate income benefit, to date (line 21 / line 25)	

U.S. Department of Housing and Urban Development
Office of Community Planning and Development
Integrated Disbursement and Information System
Grant Number B87DC020001

DATE: 09-10-24
TIME: 15:31
PAGE: 76

A. Sources of State CDBG Funds

1) State Allocation	\$1,526,000.00
2) Grant funds returned to line of credit	
3) Grant funds returned to local account	

B. State CDBG Resources by Use

4) Obligated to recipients	\$1,526,000.00
5) Set aside for State Administration	
6) Set aside for Technical Assistance	

C. Expenditures of State CDBG Resources

7) Drawn for State Administration	
8) Drawn for Technical Assistance	
9) Drawn for Section 108 Repayments	
10) Drawn for all other activities	
11) <i>Disbursed for Coronavirus-related Activities</i>	
12) <i>Disbursed for Activities Not related to Coronavirus</i>	\$1,526,000.00

D. Compliance with Public Service (PS) Cap

13) Disbursed in IDIS for ALL PS	
14) <i>Disbursed for Coronavirus-related Public Services</i>	
15) <i>Disbursed for Public Services Not related to Coronavirus</i>	
16) Percent of funds disbursed to date for PS (line 13 / line 1)	0.00%
17) <i>Percent Disbursed for Coronavirus-related Public Services (line 14 / line 1)</i>	0.00%
18) <i>Percent Disbursed for Public Services Not related to Coronavirus (line 15 / line 1)</i>	0.00%

E. Compliance with Planning and Administration (P/A) Cap

19) Disbursed in IDIS for P/A from Grant	
20) Percent of funds disbursed to date for P/A (line 19 / line 1)	0.00%

F. Overall Low and Moderate Income Benefit

21) Drawn to Benefit LMI persons and households (minus noncountable amounts, line 22)	\$0.00
22) Noncountable amounts drawn: Non-LMI Portion of LMH activities	
23) Drawn to Prevent/Eliminate Slum/Blight	
24) Drawn to Address Urgent Needs	

U.S. Department of Housing and Urban Development
Office of Community Planning and Development
Integrated Disbursement and Information System

DATE: 09-10-24

TIME: 15:31

PAGE: 77

25)	Total disbursements subject to overall LMI benefit (sum of lines 21, 22, 23 and 24)	\$0.00
26)	Percent Low and moderate income benefit, to date (line 21 / line 25)	

U.S. Department of Housing and Urban Development
Office of Community Planning and Development
Integrated Disbursement and Information System
Grant Number B86DC020001

DATE: 09-10-24
TIME: 15:31
PAGE: 78

A. Sources of State CDBG Funds

1) State Allocation	\$1,521,000.00
2) Grant funds returned to line of credit	
3) Grant funds returned to local account	

B. State CDBG Resources by Use

4) Obligated to recipients	\$1,521,000.00
5) Set aside for State Administration	
6) Set aside for Technical Assistance	

C. Expenditures of State CDBG Resources

7) Drawn for State Administration	
8) Drawn for Technical Assistance	
9) Drawn for Section 108 Repayments	
10) Drawn for all other activities	
11) <i>Disbursed for Coronavirus-related Activities</i>	
12) <i>Disbursed for Activities Not related to Coronavirus</i>	\$1,521,000.00

D. Compliance with Public Service (PS) Cap

13) Disbursed in IDIS for ALL PS	
14) <i>Disbursed for Coronavirus-related Public Services</i>	
15) <i>Disbursed for Public Services Not related to Coronavirus</i>	
16) Percent of funds disbursed to date for PS (line 13 / line 1)	0.00%
17) <i>Percent Disbursed for Coronavirus-related Public Services (line 14 / line 1)</i>	0.00%
18) <i>Percent Disbursed for Public Services Not related to Coronavirus (line 15 / line 1)</i>	0.00%

E. Compliance with Planning and Administration (P/A) Cap

19) Disbursed in IDIS for P/A from Grant	
20) Percent of funds disbursed to date for P/A (line 19 / line 1)	0.00%

F. Overall Low and Moderate Income Benefit

21) Drawn to Benefit LMI persons and households (minus noncountable amounts, line 22)	\$0.00
22) Noncountable amounts drawn: Non-LMI Portion of LMH activities	
23) Drawn to Prevent/Eliminate Slum/Blight	
24) Drawn to Address Urgent Needs	

U.S. Department of Housing and Urban Development
Office of Community Planning and Development
Integrated Disbursement and Information System

DATE: 09-10-24

TIME: 15:31

PAGE: 79

25)	Total disbursements subject to overall LMI benefit (sum of lines 21, 22, 23 and 24)	\$0.00
26)	Percent Low and moderate income benefit, to date (line 21 / line 25)	

U.S. Department of Housing and Urban Development
Office of Community Planning and Development
Integrated Disbursement and Information System
Grant Number B85DC020001

DATE: 09-10-24
TIME: 15:31
PAGE: 80

A. Sources of State CDBG Funds

1) State Allocation	\$1,706,000.00
2) Grant funds returned to line of credit	
3) Grant funds returned to local account	

B. State CDBG Resources by Use

4) Obligated to recipients	\$1,706,000.00
5) Set aside for State Administration	
6) Set aside for Technical Assistance	

C. Expenditures of State CDBG Resources

7) Drawn for State Administration	
8) Drawn for Technical Assistance	
9) Drawn for Section 108 Repayments	
10) Drawn for all other activities	
11) <i>Disbursed for Coronavirus-related Activities</i>	
12) <i>Disbursed for Activities Not related to Coronavirus</i>	\$1,706,000.00

D. Compliance with Public Service (PS) Cap

13) Disbursed in IDIS for ALL PS	
14) <i>Disbursed for Coronavirus-related Public Services</i>	
15) <i>Disbursed for Public Services Not related to Coronavirus</i>	
16) Percent of funds disbursed to date for PS (line 13 / line 1)	0.00%
17) <i>Percent Disbursed for Coronavirus-related Public Services (line 14 / line 1)</i>	0.00%
18) <i>Percent Disbursed for Public Services Not related to Coronavirus (line 15 / line 1)</i>	0.00%

E. Compliance with Planning and Administration (P/A) Cap

19) Disbursed in IDIS for P/A from Grant	
20) Percent of funds disbursed to date for P/A (line 19 / line 1)	0.00%

F. Overall Low and Moderate Income Benefit

21) Drawn to Benefit LMI persons and households (minus noncountable amounts, line 22)	\$0.00
22) Noncountable amounts drawn: Non-LMI Portion of LMH activities	
23) Drawn to Prevent/Eliminate Slum/Blight	
24) Drawn to Address Urgent Needs	

U.S. Department of Housing and Urban Development
Office of Community Planning and Development
Integrated Disbursement and Information System

DATE: 09-10-24

TIME: 15:31

PAGE: 81

25)	Total disbursements subject to overall LMI benefit (sum of lines 21, 22, 23 and 24)	\$0.00
26)	Percent Low and moderate income benefit, to date (line 21 / line 25)	

APPENDIX D

PRO3 - CDBG BOSMAC

ALASKA



U.S. Department of Housing and Urban Development
Office of Community Planning and Development
Integrated Disbursement and Information System
CDBG Activity Summary Report (GPR) for Program Year 2018
ALASKA

Date: 10-Sep-2024
Time: 14:59
Page: 1

PGM Year: 2013
Project: 0004 - FFY 13 CDBG
IDIS Activity: 2119 - FFY 2013 1% Technical Assistance

Status: Completed 8/31/2018 12:00:00 AM
Location: ,

Objective:
Outcome:
Matrix Code: State Administration (21J) **National Objective:**

Activity to prevent, prepare for, and respond to Coronavirus: No

Initial Funding Date: 08/18/2014

Description:

Financing

	Fund Type	Grant Year	Grant	Funded Amount	Drawn In Program Year	Drawn Thru Program Year
CDBG	EN	Pre-2015		\$24,405.00	\$0.00	\$0.00
		2014	B14DC020001		\$0.00	\$24,405.00
Total	Total			\$24,405.00	\$0.00	\$24,405.00

Proposed Accomplishments

Actual Accomplishments

Number assisted:

	Owner		Renter		Total		Person	
	Total	Hispanic	Total	Hispanic	Total	Hispanic	Total	Hispanic
White:					0	0		
Black/African American:					0	0		
Asian:					0	0		
American Indian/Alaskan Native:					0	0		
Native Hawaiian/Other Pacific Islander:					0	0		
American Indian/Alaskan Native & White:					0	0		
Asian White:					0	0		
Black/African American & White:					0	0		
American Indian/Alaskan Native & Black/African American:					0	0		
Other multi-racial:					0	0		
Asian/Pacific Islander:					0	0		
Hispanic:					0	0		
Total:	0	0	0	0	0	0	0	0



U.S. Department of Housing and Urban Development
Office of Community Planning and Development
Integrated Disbursement and Information System
CDBG Activity Summary Report (GPR) for Program Year 2018
ALASKA

Date: 10-Sep-2024

Time: 14:59

Page: 2

Female-headed Households:

0

Income Category:

	Owner	Renter	Total	Person
Extremely Low			0	
Low Mod			0	
Moderate			0	
Non Low Moderate			0	
Total	0	0	0	0
Percent Low/Mod				

Annual Accomplishments

No data returned for this view. This might be because the applied filter excludes all data.



U.S. Department of Housing and Urban Development
Office of Community Planning and Development
Integrated Disbursement and Information System
CDBG Activity Summary Report (GPR) for Program Year 2018
ALASKA

Date: 10-Sep-2024
Time: 14:59
Page: 3

PGM Year: 2013
Project: 0004 - FFY 13 CDBG
IDIS Activity: 2120 - FFY 13 State Administration
Status: Completed 8/31/2018 12:00:00 AM
Location: ,

Objective:
Outcome:
Matrix Code: State Administration (21J) **National Objective:**

Activity to prevent, prepare for, and respond to Coronavirus: No

Initial Funding Date: 08/18/2014

Description:

Financing

	Fund Type	Grant Year	Grant	Funded Amount	Drawn In Program Year	Drawn Thru Program Year
CDBG	EN	Pre-2015		\$148,810.00	\$0.00	\$0.00
		2011	B11DC020001		\$0.00	\$42,115.40
		2012	B12DC020001		\$0.00	\$77,983.30
		2013	B13DC020001		\$0.00	\$28,711.30
Total	Total			\$148,810.00	\$0.00	\$148,810.00

Proposed Accomplishments

Actual Accomplishments

Number assisted:

	Owner		Renter		Total		Person	
	Total	Hispanic	Total	Hispanic	Total	Hispanic	Total	Hispanic
White:					0	0		
Black/African American:					0	0		
Asian:					0	0		
American Indian/Alaskan Native:					0	0		
Native Hawaiian/Other Pacific Islander:					0	0		
American Indian/Alaskan Native & White:					0	0		
Asian White:					0	0		
Black/African American & White:					0	0		
American Indian/Alaskan Native & Black/African American:					0	0		
Other multi-racial:					0	0		
Asian/Pacific Islander:					0	0		
Hispanic:					0	0		



U.S. Department of Housing and Urban Development
Office of Community Planning and Development
Integrated Disbursement and Information System
CDBG Activity Summary Report (GPR) for Program Year 2018
ALASKA

Date: 10-Sep-2024
Time: 14:59
Page: 4

Total: 0 0 0 0 0 0 0 0

Female-headed Households: 0

Income Category:

	Owner	Renter	Total	Person
Extremely Low			0	
Low Mod			0	
Moderate			0	
Non Low Moderate			0	
Total	0	0	0	0
Percent Low/Mod				

Annual Accomplishments

No data returned for this view. This might be because the applied filter excludes all data.



U.S. Department of Housing and Urban Development
Office of Community Planning and Development
Integrated Disbursement and Information System
CDBG Activity Summary Report (GPR) for Program Year 2018
ALASKA

Date: 10-Sep-2024
Time: 14:59
Page: 5

PGM Year: 2014
Project: 0020 - FFY 14 CDBG
IDIS Activity: 2174 - FFY 2014 1% Technical Assistance

Status: Completed 12/31/2020 12:00:00 AM
Location: ,

Objective:
Outcome:
Matrix Code: State Administration (21J) **National Objective:**

Activity to prevent, prepare for, and respond to Coronavirus: No

Initial Funding Date: 06/15/2015

Description:

Financing

	Fund Type	Grant Year	Grant	Funded Amount	Drawn In Program Year	Drawn Thru Program Year
CDBG	EN	Pre-2015		\$24,190.00	\$0.00	\$0.00
		2013	B13DC020001		\$0.00	\$449.69
		2014	B14DC020001		\$11,856.24	\$23,740.31
Total	Total			\$24,190.00	\$11,856.24	\$24,190.00

Proposed Accomplishments

Actual Accomplishments

Number assisted:

	Owner		Renter		Total		Person	
	Total	Hispanic	Total	Hispanic	Total	Hispanic	Total	Hispanic
White:					0	0		
Black/African American:					0	0		
Asian:					0	0		
American Indian/Alaskan Native:					0	0		
Native Hawaiian/Other Pacific Islander:					0	0		
American Indian/Alaskan Native & White:					0	0		
Asian White:					0	0		
Black/African American & White:					0	0		
American Indian/Alaskan Native & Black/African American:					0	0		
Other multi-racial:					0	0		
Asian/Pacific Islander:					0	0		
Hispanic:					0	0		
Total:	0	0	0	0	0	0	0	0



U.S. Department of Housing and Urban Development
Office of Community Planning and Development
Integrated Disbursement and Information System
CDBG Activity Summary Report (GPR) for Program Year 2018
ALASKA

Date: 10-Sep-2024

Time: 14:59

Page: 6

Female-headed Households:

0

Income Category:

	Owner	Renter	Total	Person
Extremely Low			0	
Low Mod			0	
Moderate			0	
Non Low Moderate			0	
Total	0	0	0	0

Percent Low/Mod

Annual Accomplishments

No data returned for this view. This might be because the applied filter excludes all data.



U.S. Department of Housing and Urban Development
Office of Community Planning and Development
Integrated Disbursement and Information System
CDBG Activity Summary Report (GPR) for Program Year 2018
ALASKA

Date: 10-Sep-2024
Time: 14:59
Page: 7

PGM Year: 2014
Project: 0020 - FFY 14 CDBG
IDIS Activity: 2175 - FFY 14 State Administration
Status: Completed 12/31/2020 12:00:00 AM
Location: ,

Objective:
Outcome:
Matrix Code: State Administration (21J) **National Objective:**

Activity to prevent, prepare for, and respond to Coronavirus: No

Initial Funding Date: 06/15/2015

Description:

Financing

	Fund Type	Grant Year	Grant	Funded Amount	Drawn In Program Year	Drawn Thru Program Year
CDBG	EN	Pre-2015		\$148,379.00	\$0.00	\$0.00
		2013	B13DC020001		\$0.00	\$103,639.47
		2014	B14DC020001		\$0.00	\$44,739.53
Total	Total			\$148,379.00	\$0.00	\$148,379.00

Proposed Accomplishments

Actual Accomplishments

Number assisted:

	Owner		Renter		Total		Person	
	Total	Hispanic	Total	Hispanic	Total	Hispanic	Total	Hispanic
White:					0	0		
Black/African American:					0	0		
Asian:					0	0		
American Indian/Alaskan Native:					0	0		
Native Hawaiian/Other Pacific Islander:					0	0		
American Indian/Alaskan Native & White:					0	0		
Asian White:					0	0		
Black/African American & White:					0	0		
American Indian/Alaskan Native & Black/African American:					0	0		
Other multi-racial:					0	0		
Asian/Pacific Islander:					0	0		
Hispanic:					0	0		
Total:	0	0	0	0	0	0	0	0



U.S. Department of Housing and Urban Development
Office of Community Planning and Development
Integrated Disbursement and Information System
CDBG Activity Summary Report (GPR) for Program Year 2018
ALASKA

Date: 10-Sep-2024

Time: 14:59

Page: 8

Female-headed Households:

0

Income Category:

	Owner	Renter	Total	Person
Extremely Low			0	
Low Mod			0	
Moderate			0	
Non Low Moderate			0	
Total	0	0	0	0
Percent Low/Mod				

Annual Accomplishments

No data returned for this view. This might be because the applied filter excludes all data.



U.S. Department of Housing and Urban Development
Office of Community Planning and Development
Integrated Disbursement and Information System
CDBG Activity Summary Report (GPR) for Program Year 2018
ALASKA

Date: 10-Sep-2024
Time: 14:59
Page: 9

PGM Year:	2015		
Project:	0007 - FFY 15 CDBG		
IDIS Activity:	2237 - FFY 15 State Administration		
Status:	Completed 12/31/2020 12:00:00 AM	Objective:	
Location:	,	Outcome:	
		Matrix Code:	State Administration (21J)
		National Objective:	

Activity to prevent, prepare for, and respond to Coronavirus: No

Initial Funding Date: 05/25/2016

Description:

FFY 15 State Administration

Financing

	Fund Type	Grant Year	Grant	Funded Amount	Drawn In Program Year	Drawn Thru Program Year
CDBG	EN	2015	B15DC020001	\$150,195.00	\$14,329.33	\$149,766.18
Total	Total			\$150,195.00	\$14,329.33	\$149,766.18

Proposed Accomplishments

Actual Accomplishments

Number assisted:

	Owner		Renter		Total		Person	
	Total	Hispanic	Total	Hispanic	Total	Hispanic	Total	Hispanic
White:					0	0		
Black/African American:					0	0		
Asian:					0	0		
American Indian/Alaskan Native:					0	0		
Native Hawaiian/Other Pacific Islander:					0	0		
American Indian/Alaskan Native & White:					0	0		
Asian White:					0	0		
Black/African American & White:					0	0		
American Indian/Alaskan Native & Black/African American:					0	0		
Other multi-racial:					0	0		
Asian/Pacific Islander:					0	0		
Hispanic:					0	0		
Total:	0	0	0	0	0	0	0	0

Female-headed Households:

0



U.S. Department of Housing and Urban Development
Office of Community Planning and Development
Integrated Disbursement and Information System
CDBG Activity Summary Report (GPR) for Program Year 2018
ALASKA

Date: 10-Sep-2024
Time: 14:59
Page: 10

Income Category:

	Owner	Renter	Total	Person
Extremely Low			0	
Low Mod			0	
Moderate			0	
Non Low Moderate			0	
Total	0	0	0	0
Percent Low/Mod				

Annual Accomplishments

No data returned for this view. This might be because the applied filter excludes all data.



U.S. Department of Housing and Urban Development
Office of Community Planning and Development
Integrated Disbursement and Information System
CDBG Activity Summary Report (GPR) for Program Year 2018
ALASKA

Date: 10-Sep-2024
Time: 14:59
Page: 11

PGM Year: 2015
Project: 0007 - FFY 15 CDBG
IDIS Activity: 2238 - FFY 15 1% Technical Assistance

Status: Completed 12/31/2020 12:00:00 AM
Location: ,

Objective:
Outcome:
Matrix Code: State Administration (21J) **National Objective:**

Activity to prevent, prepare for, and respond to Coronavirus: No

Initial Funding Date: 05/25/2016

Description:
FFY 15 1% Technical Assistance

Financing

	Fund Type	Grant Year	Grant	Funded Amount	Drawn In Program Year	Drawn Thru Program Year
CDBG	EN	2015	B15DC020001	\$25,098.00	\$492.77	\$24,988.16
Total	Total			\$25,098.00	\$492.77	\$24,988.16

Proposed Accomplishments

Actual Accomplishments

Number assisted:

	Owner		Renter		Total		Person	
	Total	Hispanic	Total	Hispanic	Total	Hispanic	Total	Hispanic
White:					0	0		
Black/African American:					0	0		
Asian:					0	0		
American Indian/Alaskan Native:					0	0		
Native Hawaiian/Other Pacific Islander:					0	0		
American Indian/Alaskan Native & White:					0	0		
Asian White:					0	0		
Black/African American & White:					0	0		
American Indian/Alaskan Native & Black/African American:					0	0		
Other multi-racial:					0	0		
Asian/Pacific Islander:					0	0		
Hispanic:					0	0		
Total:	0	0	0	0	0	0	0	0

Female-headed Households:

0



U.S. Department of Housing and Urban Development
Office of Community Planning and Development
Integrated Disbursement and Information System
CDBG Activity Summary Report (GPR) for Program Year 2018
ALASKA

Date: 10-Sep-2024

Time: 14:59

Page: 12

Income Category:

	Owner	Renter	Total	Person
Extremely Low			0	
Low Mod			0	
Moderate			0	
Non Low Moderate			0	
Total	0	0	0	0
Percent Low/Mod				

Annual Accomplishments

No data returned for this view. This might be because the applied filter excludes all data.



U.S. Department of Housing and Urban Development
Office of Community Planning and Development
Integrated Disbursement and Information System
CDBG Activity Summary Report (GPR) for Program Year 2018
ALASKA

Date: 10-Sep-2024
Time: 14:59
Page: 13

PGM Year: 2016
Project: 0032 - FFY 16 CDBG
IDIS Activity: 2307 - FFY 16 State Administration
Status: Completed 12/31/2020 12:00:00 AM
Location: ,
Objective:
Outcome:
Matrix Code: State Administration (21J) **National Objective:**

Activity to prevent, prepare for, and respond to Coronavirus: No

Initial Funding Date: 08/21/2017

Description:

Financing

	Fund Type	Grant Year	Grant	Funded Amount	Drawn In Program Year	Drawn Thru Program Year
CDBG	EN	2016	B16DC020001	\$151,858.00	\$106,171.97	\$110,662.67
Total	Total			\$151,858.00	\$106,171.97	\$110,662.67

Proposed Accomplishments

Actual Accomplishments

Number assisted:

	Owner		Renter		Total		Person	
	Total	Hispanic	Total	Hispanic	Total	Hispanic	Total	Hispanic
White:					0	0		
Black/African American:					0	0		
Asian:					0	0		
American Indian/Alaskan Native:					0	0		
Native Hawaiian/Other Pacific Islander:					0	0		
American Indian/Alaskan Native & White:					0	0		
Asian White:					0	0		
Black/African American & White:					0	0		
American Indian/Alaskan Native & Black/African American:					0	0		
Other multi-racial:					0	0		
Asian/Pacific Islander:					0	0		
Hispanic:					0	0		
Total:	0	0	0	0	0	0	0	0
Female-headed Households:					0			



U.S. Department of Housing and Urban Development
Office of Community Planning and Development
Integrated Disbursement and Information System
CDBG Activity Summary Report (GPR) for Program Year 2018
ALASKA

Date: 10-Sep-2024

Time: 14:59

Page: 14

Income Category:

	Owner	Renter	Total	Person
Extremely Low			0	
Low Mod			0	
Moderate			0	
Non Low Moderate			0	
Total	0	0	0	0
Percent Low/Mod				

Annual Accomplishments

No data returned for this view. This might be because the applied filter excludes all data.



U.S. Department of Housing and Urban Development
Office of Community Planning and Development
Integrated Disbursement and Information System
CDBG Activity Summary Report (GPR) for Program Year 2018
ALASKA

Date: 10-Sep-2024
Time: 14:59
Page: 15

PGM Year: 2016
Project: 0032 - FFY 16 CDBG
IDIS Activity: 2308 - FFY 16 1% Technical Assistance

Status: Completed 12/31/2020 12:00:00 AM
Location: ,

Objective:
Outcome:
Matrix Code: State Administration (21J) **National Objective:**

Activity to prevent, prepare for, and respond to Coronavirus: No

Initial Funding Date: 08/21/2017

Description:

Financing

	Fund Type	Grant Year	Grant	Funded Amount	Drawn In Program Year	Drawn Thru Program Year
CDBG	EN	2016	B16DC020001	\$25,928.00	\$4,888.73	\$8,645.49
Total	Total			\$25,928.00	\$4,888.73	\$8,645.49

Proposed Accomplishments

Actual Accomplishments

Number assisted:

	Owner		Renter		Total		Person	
	Total	Hispanic	Total	Hispanic	Total	Hispanic	Total	Hispanic
White:					0	0		
Black/African American:					0	0		
Asian:					0	0		
American Indian/Alaskan Native:					0	0		
Native Hawaiian/Other Pacific Islander:					0	0		
American Indian/Alaskan Native & White:					0	0		
Asian White:					0	0		
Black/African American & White:					0	0		
American Indian/Alaskan Native & Black/African American:					0	0		
Other multi-racial:					0	0		
Asian/Pacific Islander:					0	0		
Hispanic:					0	0		
Total:	0	0	0	0	0	0	0	0
Female-headed Households:					0			



U.S. Department of Housing and Urban Development
Office of Community Planning and Development
Integrated Disbursement and Information System
CDBG Activity Summary Report (GPR) for Program Year 2018
ALASKA

Date: 10-Sep-2024

Time: 14:59

Page: 16

Income Category:

	Owner	Renter	Total	Person
Extremely Low			0	
Low Mod			0	
Moderate			0	
Non Low Moderate			0	
Total	0	0	0	0
Percent Low/Mod				

Annual Accomplishments

No data returned for this view. This might be because the applied filter excludes all data.



U.S. Department of Housing and Urban Development
Office of Community Planning and Development
Integrated Disbursement and Information System
CDBG Activity Summary Report (GPR) for Program Year 2018
ALASKA

Date: 10-Sep-2024
Time: 14:59
Page: 17

PGM Year: 2016

Project: 0032 - FFY 16 CDBG

IDIS Activity: 2309 - 16-CDBG-04 City of Eek

Status: Completed 11/30/2018 12:00:00 AM

Location: ,

Objective: Create suitable living environments

Outcome: Availability/accessibility

Matrix Code: Other Public Improvements Not Listed
in 03A-03S (03Z)

National Objective: LMA

Activity to prevent, prepare for, and respond to Coronavirus: No

Initial Funding Date: 08/21/2017

Description:

Electric System Improvements - convert to a 3 phase electric distribution and generation system.

Financing

	Fund Type	Grant Year	Grant	Funded Amount	Drawn In Program Year	Drawn Thru Program Year
CDBG	EN	2016	B16DC020001	\$696,900.00	\$158,973.23	\$696,900.00
Total	Total			\$696,900.00	\$158,973.23	\$696,900.00

Proposed Accomplishments

People (General) : 296

Total Population in Service Area: 296

Census Tract Percent Low / Mod: 92.90

Annual Accomplishments

Years	Accomplishment Narrative	# Benefitting
2016	Completed the electric system improvements in Eek.	



U.S. Department of Housing and Urban Development
Office of Community Planning and Development
Integrated Disbursement and Information System
CDBG Activity Summary Report (GPR) for Program Year 2018
ALASKA

Date: 10-Sep-2024
Time: 14:59
Page: 18

PGM Year: 2016

Project: 0032 - FFY 16 CDBG

IDIS Activity: 2311 - 16-CDBG-02 City of Hughes

Status: Completed 12/31/2018 12:00:00 AM

Location: ,

Objective: Create suitable living environments

Outcome: Availability/accessibility

Matrix Code: Other Public Improvements Not Listed
in 03A-03S (03Z)

National Objective: LMA

Activity to prevent, prepare for, and respond to Coronavirus: No

Initial Funding Date: 08/25/2017

Description:

Conversion from single phase to a 3-phase electric distribution and generation system.

Financing

	Fund Type	Grant Year	Grant	Funded Amount	Drawn In Program Year	Drawn Thru Program Year
CDBG	EN	2016	B16DC020001	\$204,077.42	\$57,247.42	\$204,077.42
Total	Total			\$204,077.42	\$57,247.42	\$204,077.42

Proposed Accomplishments

People (General) : 77

Total Population in Service Area: 77

Census Tract Percent Low / Mod: 57.10

Annual Accomplishments

Years	Accomplishment Narrative	# Benefitting
2016	Completed the Electrical 3-Phase Conversion in Hughes, AK.	



U.S. Department of Housing and Urban Development
Office of Community Planning and Development
Integrated Disbursement and Information System
CDBG Activity Summary Report (GPR) for Program Year 2018
ALASKA

Date: 10-Sep-2024
Time: 14:59
Page: 19

PGM Year: 2016
Project: 0032 - FFY 16 CDBG
IDIS Activity: 2312 - 16-CDBG-01 City of Saxman
Status: Completed 9/30/2018 12:00:00 AM
Location: ,

Objective: Create suitable living environments
Outcome: Availability/accessibility
Matrix Code: Street Improvements (03K)

National Objective: LMA

Activity to prevent, prepare for, and respond to Coronavirus: No

Initial Funding Date: 08/25/2017

Description:

Saxman Seaport Public Marina Improvements

Financing

	Fund Type	Grant Year	Grant	Funded Amount	Drawn In Program Year	Drawn Thru Program Year
CDBG	EN	Pre-2015		\$40,000.00	\$0.00	\$0.00
		2014	B14DC020001		\$40,000.00	\$40,000.00
		2016	B16DC020001	\$793,105.00	\$2,063.67	\$793,105.00
Total	Total			\$833,105.00	\$42,063.67	\$833,105.00

Proposed Accomplishments

People (General) : 411

Total Population in Service Area: 411

Census Tract Percent Low / Mod: 53.00

Annual Accomplishments

Years	Accomplishment Narrative	# Benefitting
2016	Completed the Saxman Seaport Public Marina Improvements.	



U.S. Department of Housing and Urban Development
Office of Community Planning and Development
Integrated Disbursement and Information System
CDBG Activity Summary Report (GPR) for Program Year 2018
ALASKA

Date: 10-Sep-2024
Time: 14:59
Page: 20

PGM Year:	2016		
Project:	0032 - FFY 16 CDBG		
IDIS Activity:	2317 - 16-CDBG-03 City of North Pole		
Status:	Completed 12/14/2018 12:00:00 AM	Objective:	Create suitable living environments
Location:	125 Snowman Ln North Pole, AK 99705-7708	Outcome:	Availability/accessibility
		Matrix Code:	Senior Centers (03A)
		National Objective:	LMC

Activity to prevent, prepare for, and respond to Coronavirus: No

Initial Funding Date: 09/29/2017

Description:

Design and renovate the Senior Center in North Pole.

Financing

	Fund Type	Grant Year	Grant	Funded Amount	Drawn In Program Year	Drawn Thru Program Year
CDBG	EN	2016	B16DC020001	\$717,133.09	\$402,421.30	\$717,133.09
Total	Total			\$717,133.09	\$402,421.30	\$717,133.09

Proposed Accomplishments

People (General) : 1,800

Actual Accomplishments

Number assisted:

	Owner		Renter		Total		Person	
	Total	Hispanic	Total	Hispanic	Total	Hispanic	Total	Hispanic
White:	0	0	0	0	0	0	1,140	0
Black/African American:	0	0	0	0	0	0	102	0
Asian:	0	0	0	0	0	0	47	0
American Indian/Alaskan Native:	0	0	0	0	0	0	64	0
Native Hawaiian/Other Pacific Islander:	0	0	0	0	0	0	0	0
American Indian/Alaskan Native & White:	0	0	0	0	0	0	0	0
Asian White:	0	0	0	0	0	0	0	0
Black/African American & White:	0	0	0	0	0	0	0	0
American Indian/Alaskan Native & Black/African American:	0	0	0	0	0	0	0	0
Other multi-racial:	0	0	0	0	0	0	447	0
Asian/Pacific Islander:	0	0	0	0	0	0	0	0
Hispanic:	0	0	0	0	0	0	0	0
Total:	0	0	0	0	0	0	1,800	0



U.S. Department of Housing and Urban Development
Office of Community Planning and Development
Integrated Disbursement and Information System
CDBG Activity Summary Report (GPR) for Program Year 2018
ALASKA

Date: 10-Sep-2024
Time: 14:59
Page: 21

Female-headed Households: 0 0 0

Income Category:

	Owner	Renter	Total	Person
Extremely Low	0	0	0	738
Low Mod	0	0	0	684
Moderate	0	0	0	378
Non Low Moderate	0	0	0	0
Total	0	0	0	1,800
Percent Low/Mod				100.0%

Annual Accomplishments

Years	Accomplishment Narrative	# Benefitting
2016	Completed the Santa's Senior Center Remodel Project	



U.S. Department of Housing and Urban Development
Office of Community Planning and Development
Integrated Disbursement and Information System
CDBG Activity Summary Report (GPR) for Program Year 2018
ALASKA

Date: 10-Sep-2024
Time: 14:59
Page: 22

PGM Year: 2017
Project: 0024 - FFY17 CDBG
IDIS Activity: 2380 - FFY 17 State Administration

Status: Open
Location: ,

Objective:
Outcome:
Matrix Code: State Administration (21J) **National Objective:**

Activity to prevent, prepare for, and respond to Coronavirus: No

Initial Funding Date: 12/06/2018

Description:

Financing

	Fund Type	Grant Year	Grant	Funded Amount	Drawn In Program Year	Drawn Thru Program Year
CDBG	EN	2017	B17DC020001	\$152,580.00	\$0.00	\$0.00
Total	Total			\$152,580.00	\$0.00	\$0.00

Proposed Accomplishments

Actual Accomplishments

Number assisted:

	Owner		Renter		Total		Person	
	Total	Hispanic	Total	Hispanic	Total	Hispanic	Total	Hispanic
White:					0	0		
Black/African American:					0	0		
Asian:					0	0		
American Indian/Alaskan Native:					0	0		
Native Hawaiian/Other Pacific Islander:					0	0		
American Indian/Alaskan Native & White:					0	0		
Asian White:					0	0		
Black/African American & White:					0	0		
American Indian/Alaskan Native & Black/African American:					0	0		
Other multi-racial:					0	0		
Asian/Pacific Islander:					0	0		
Hispanic:					0	0		
Total:	0	0	0	0	0	0	0	0
Female-headed Households:					0			



U.S. Department of Housing and Urban Development
Office of Community Planning and Development
Integrated Disbursement and Information System
CDBG Activity Summary Report (GPR) for Program Year 2018
ALASKA

Date: 10-Sep-2024

Time: 14:59

Page: 23

Income Category:

	Owner	Renter	Total	Person
Extremely Low			0	
Low Mod			0	
Moderate			0	
Non Low Moderate			0	
Total	0	0	0	0
Percent Low/Mod				

Annual Accomplishments

No data returned for this view. This might be because the applied filter excludes all data.



U.S. Department of Housing and Urban Development
Office of Community Planning and Development
Integrated Disbursement and Information System
CDBG Activity Summary Report (GPR) for Program Year 2018
ALASKA

Date: 10-Sep-2024
Time: 14:59
Page: 24

PGM Year: 2017
Project: 0024 - FFY17 CDBG
IDIS Activity: 2381 - FFY 17 1% Technical Assistance

Status: Open
Location: ,

Objective:
Outcome:
Matrix Code: State Administration (21J) **National Objective:**

Activity to prevent, prepare for, and respond to Coronavirus: No

Initial Funding Date: 12/06/2018

Description:

Financing

	Fund Type	Grant Year	Grant	Funded Amount	Drawn In Program Year	Drawn Thru Program Year
CDBG	EN	2017	B17DC020001	\$26,289.00	\$0.00	\$0.00
Total	Total			\$26,289.00	\$0.00	\$0.00

Proposed Accomplishments

Actual Accomplishments

Number assisted:

	Owner		Renter		Total		Person	
	Total	Hispanic	Total	Hispanic	Total	Hispanic	Total	Hispanic
White:					0	0		
Black/African American:					0	0		
Asian:					0	0		
American Indian/Alaskan Native:					0	0		
Native Hawaiian/Other Pacific Islander:					0	0		
American Indian/Alaskan Native & White:					0	0		
Asian White:					0	0		
Black/African American & White:					0	0		
American Indian/Alaskan Native & Black/African American:					0	0		
Other multi-racial:					0	0		
Asian/Pacific Islander:					0	0		
Hispanic:					0	0		
Total:	0	0	0	0	0	0	0	0
Female-headed Households:					0			



U.S. Department of Housing and Urban Development
Office of Community Planning and Development
Integrated Disbursement and Information System
CDBG Activity Summary Report (GPR) for Program Year 2018
ALASKA

Date: 10-Sep-2024

Time: 14:59

Page: 25

Income Category:

	Owner	Renter	Total	Person
Extremely Low			0	
Low Mod			0	
Moderate			0	
Non Low Moderate			0	
Total	0	0	0	0
Percent Low/Mod				

Annual Accomplishments

No data returned for this view. This might be because the applied filter excludes all data.



U.S. Department of Housing and Urban Development
Office of Community Planning and Development
Integrated Disbursement and Information System
CDBG Activity Summary Report (GPR) for Program Year 2018
ALASKA

Date: 10-Sep-2024
Time: 14:59
Page: 26

PGM Year: 2017
Project: 0024 - FFY17 CDBG
IDIS Activity: 2382 - 17-CDBG-02 City of Pilot Point

Status: Completed 9/30/2020 12:00:00 AM
Location: ,

Objective: Create suitable living environments
Outcome: Availability/accessibility
Matrix Code: Fire Station/Equipment (03O)

National Objective: LMA

Activity to prevent, prepare for, and respond to Coronavirus: No

Initial Funding Date: 12/07/2018

Description:

Fire Truck Acquisition

Financing

	Fund Type	Grant Year	Grant	Funded Amount	Drawn In Program Year	Drawn Thru Program Year
CDBG	EN	2017	B17DC020001	\$170,000.00	\$84,158.94	\$84,158.94
Total	Total			\$170,000.00	\$84,158.94	\$84,158.94

Proposed Accomplishments

People (General) : 68
Total Population in Service Area: 68
Census Tract Percent Low / Mod: 55.80

Annual Accomplishments

Years	Accomplishment Narrative	# Benefitting
2017	Purchased Fire Truck.	



U.S. Department of Housing and Urban Development
Office of Community Planning and Development
Integrated Disbursement and Information System
CDBG Activity Summary Report (GPR) for Program Year 2018
ALASKA

Date: 10-Sep-2024
Time: 14:59
Page: 27

PGM Year: 2017

Project: 0024 - FFY17 CDBG

IDIS Activity: 2384 - 17-CDBG-03 City of Chignik

Status: Completed 12/15/2020 12:00:00 AM

Location: ,

Objective: Create suitable living environments

Outcome: Availability/accessibility

Matrix Code: Street Improvements (03K)

National Objective: LMA

Activity to prevent, prepare for, and respond to Coronavirus: No

Initial Funding Date: 12/07/2018

Description:

Chignik Dam Access Trail will address sustainable and affordable utilities to the community of Chignik by providing safe clean drinking water for the community. Without this trail necessary work on the dam and pipes will not be possible. This trail will allow for cars, trucks, and ATVs to have safe access to the entire pipeline for needed repairs.

Financing

	Fund Type	Grant Year	Grant	Funded Amount	Drawn In Program Year	Drawn Thru Program Year
CDBG	EN	2017	B17DC020001	\$548,344.00	\$137,237.39	\$137,237.39
Total	Total			\$548,344.00	\$137,237.39	\$137,237.39

Proposed Accomplishments

People (General) : 91

Total Population in Service Area: 91

Census Tract Percent Low / Mod: 60.40

Annual Accomplishments

Years	Accomplishment Narrative	# Benefitting
2017	Constructed the Chignik access dam trail.	



U.S. Department of Housing and Urban Development
Office of Community Planning and Development
Integrated Disbursement and Information System
CDBG Activity Summary Report (GPR) for Program Year 2018
ALASKA

Date: 10-Sep-2024
Time: 14:59
Page: 28

PGM Year: 2017
Project: 0024 - FFY17 CDBG
IDIS Activity: 2385 - 17-CDBG-05 City of Fairbanks

Status: Completed 10/15/2020 12:00:00 AM
Location: ,

Objective: Create suitable living environments
Outcome: Availability/accessibility
Matrix Code: Fire Station/Equipment (03O)

National Objective: LMA

Activity to prevent, prepare for, and respond to Coronavirus: No

Initial Funding Date: 12/07/2018

Description:

Aerial Platform Truck Purchase

Financing

	Fund Type	Grant Year	Grant	Funded Amount	Drawn In Program Year	Drawn Thru Program Year
CDBG	EN	Pre-2015		\$481,865.31	\$0.00	\$0.00
		2014	B14DC020001		\$0.00	\$0.00
		2015	B15DC020001	\$13,058.99	\$0.00	\$0.00
		2016	B16DC020001	\$3,882.49	\$0.00	\$0.00
		2017	B17DC020001	\$204,659.00	\$0.00	\$0.00
Total	Total			\$703,465.79	\$0.00	\$0.00

Proposed Accomplishments

People (General) : 19,100

Total Population in Service Area: 19,100

Census Tract Percent Low / Mod: 61.00

Annual Accomplishments

Years	Accomplishment Narrative	# Benefitting
2017	Purchased an Aerial Platform Fire Truck	



U.S. Department of Housing and Urban Development
Office of Community Planning and Development
Integrated Disbursement and Information System
CDBG Activity Summary Report (GPR) for Program Year 2018
ALASKA

Date: 10-Sep-2024
Time: 14:59
Page: 29

PGM Year: 2017

Project: 0024 - FFY17 CDBG

IDIS Activity: 2393 - 17-CDBG-04 City of Huslia

Status: Completed 4/15/2020 12:00:00 AM

Location: ,

Objective: Create suitable living environments

Outcome: Availability/accessibility

Matrix Code: Parks, Recreational Facilities (03F)

National Objective: LMA

Activity to prevent, prepare for, and respond to Coronavirus: No

Initial Funding Date: 02/25/2019

Description:

Construction of a Multipurpose Community Center.

Financing

	Fund Type	Grant Year	Grant	Funded Amount	Drawn In Program Year	Drawn Thru Program Year
CDBG	EN	2017	B17DC020001	\$850,000.00	\$0.00	\$0.00
Total	Total			\$850,000.00	\$0.00	\$0.00

Proposed Accomplishments

People (General) : 293

Total Population in Service Area: 293

Census Tract Percent Low / Mod: 90.10

Annual Accomplishments

Years	Accomplishment Narrative	# Benefitting
2017	Constructed the Youth and Elders Multipurpose Center in Huslia, Alaska.	



U.S. Department of Housing and Urban Development
Office of Community Planning and Development
Integrated Disbursement and Information System
CDBG Activity Summary Report (GPR) for Program Year 2018
ALASKA

Date: 10-Sep-2024
Time: 14:59
Page: 30

PGM Year:	2017					
Project:	0024 - FFY17 CDBG					
IDIS Activity:	2400 - 17-CDBG-01 City of Ouzinkie					
Status:	Completed 10/31/2020 12:00:00 AM	Objective:	Create suitable living environments			
Location:	,	Outcome:	Availability/accessibility			
		Matrix Code:	Water/Sewer Improvements (03J)	National Objective:	LMA	

Activity to prevent, prepare for, and respond to Coronavirus: No

Initial Funding Date: 05/01/2019

Description:

Water transmission line replacement

Financing

	Fund Type	Grant Year	Grant	Funded Amount	Drawn In Program Year	Drawn Thru Program Year
CDBG	EN	2017	B17DC020001	\$677,117.00	\$0.00	\$0.00
Total	Total			\$677,117.00	\$0.00	\$0.00

Proposed Accomplishments

People (General) : 161

Total Population in Service Area: 161

Census Tract Percent Low / Mod: 56.50

Annual Accomplishments

Years	Accomplishment Narrative	# Benefitting
2017	Completed water transmission line replacement	



U.S. Department of Housing and Urban Development
Office of Community Planning and Development
Integrated Disbursement and Information System
CDBG Activity Summary Report (GPR) for Program Year 2018
ALASKA

Date: 10-Sep-2024
Time: 14:59
Page: 31

PGM Year:	2018				
Project:	0009 - FFY 19 CDBG				
IDIS Activity:	2405 - 18-CDBG-06 City of Hughes				
Status:	Completed 9/30/2020 12:00:00 AM	Objective:	Create suitable living environments		
Location:	,	Outcome:	Availability/accessibility		
		Matrix Code:	Other Public Improvements Not Listed in 03A-03S (03Z)	National Objective:	LMA

Activity to prevent, prepare for, and respond to Coronavirus: No

Initial Funding Date: 05/23/2019

Description:

Expand Hughes existing tank farm by purchasing and installing double walled fuel tanks for diesel and gasoline.

Financing

	Fund Type	Grant Year	Grant	Funded Amount	Drawn In Program Year	Drawn Thru Program Year
CDBG	EN	2018	B18DC020001	\$817,794.00	\$74,923.00	\$74,923.00
Total	Total			\$817,794.00	\$74,923.00	\$74,923.00

Proposed Accomplishments

People (General) : 77

Total Population in Service Area: 77

Census Tract Percent Low / Mod: 57.10

Annual Accomplishments

Years	Accomplishment Narrative	# Benefitting
2018	Completed Bulk Fuel Storage Facility	



U.S. Department of Housing and Urban Development
Office of Community Planning and Development
Integrated Disbursement and Information System
CDBG Activity Summary Report (GPR) for Program Year 2018
ALASKA

Date: 10-Sep-2024
Time: 14:59
Page: 32

PGM Year:	2018		
Project:	0009 - FFY 19 CDBG		
IDIS Activity:	2406 - 18-CDBG-08 City of Ekwok		
Status:	Completed 12/31/2019 12:00:00 AM	Objective:	Create suitable living environments
Location:	,	Outcome:	Availability/accessibility
		Matrix Code:	Fire Station/Equipment (03O)
		National Objective:	LMA

Activity to prevent, prepare for, and respond to Coronavirus: No

Initial Funding Date: 05/23/2019

Description:

Firefighting Equipment Acquisition

Financing

	Fund Type	Grant Year	Grant	Funded Amount	Drawn In Program Year	Drawn Thru Program Year
CDBG	EN	2018	B18DC020001	\$151,979.01	\$0.00	\$0.00
Total	Total			\$151,979.01	\$0.00	\$0.00

Proposed Accomplishments

People (General) : 115

Total Population in Service Area: 115

Census Tract Percent Low / Mod: 79.10

Annual Accomplishments

Years	Accomplishment Narrative	# Benefitting
2018	Received firefighting equipment in Ekwok	



U.S. Department of Housing and Urban Development
Office of Community Planning and Development
Integrated Disbursement and Information System
CDBG Activity Summary Report (GPR) for Program Year 2018
ALASKA

Date: 10-Sep-2024
Time: 14:59
Page: 33

PGM Year: 2018

Project: 0009 - FFY 19 CDBG

IDIS Activity: 2412 - 18-CDBG-04 City of Chefnak

Status: Completed 3/31/2022 12:00:00 AM

Location: ,

Objective: Create suitable living environments

Outcome: Availability/accessibility

Matrix Code: Other Public Improvements Not Listed
in 03A-03S (03Z)

National Objective: LMA

Activity to prevent, prepare for, and respond to Coronavirus: No

Initial Funding Date: 06/26/2019

Description:

Construction-ready design documents of a Head Start Building

Financing

	Fund Type	Grant Year	Grant	Funded Amount	Drawn In Program Year	Drawn Thru Program Year
CDBG	EN	2018	B18DC020001	\$167,088.00	\$0.00	\$0.00
Total	Total			\$167,088.00	\$0.00	\$0.00

Proposed Accomplishments

People (General) : 436

Total Population in Service Area: 436

Census Tract Percent Low / Mod: 56.40

Annual Accomplishments

Years	Accomplishment Narrative	# Benefitting
2018	Head Start Building design completed.	



U.S. Department of Housing and Urban Development
Office of Community Planning and Development
Integrated Disbursement and Information System
CDBG Activity Summary Report (GPR) for Program Year 2018
ALASKA

Date: 10-Sep-2024
Time: 14:59
Page: 34

PGM Year: 2018
Project: 0009 - FFY 19 CDBG
IDIS Activity: 2413 - 18-CDBG-05 Kenai Peninsula Borough

Status: Completed 11/30/2020 12:00:00 AM
Location: ,

Objective: Create suitable living environments
Outcome: Availability/accessibility
Matrix Code: Fire Station/Equipment (03O)

National Objective: LMA

Activity to prevent, prepare for, and respond to Coronavirus: No

Initial Funding Date: 06/26/2019

Description:

Acquisition of a pumpertanker for Funny River Fire Station #5

Financing

	Fund Type	Grant Year	Grant	Funded Amount	Drawn In Program Year	Drawn Thru Program Year
CDBG	EN	2018	B18DC020001	\$487,500.00	\$0.00	\$0.00
Total	Total			\$487,500.00	\$0.00	\$0.00

Proposed Accomplishments

People (General) : 877
Total Population in Service Area: 877
Census Tract Percent Low / Mod: 52.50

Annual Accomplishments

Years	Accomplishment Narrative	# Benefitting
2018	Purchased a pumper/tanker for Funny River Fire Station #5	



U.S. Department of Housing and Urban Development
Office of Community Planning and Development
Integrated Disbursement and Information System
CDBG Activity Summary Report (GPR) for Program Year 2018
ALASKA

Date: 10-Sep-2024
Time: 14:59
Page: 35

PGM Year: 2018
Project: 0009 - FFY 19 CDBG
IDIS Activity: 2414 - 18-CDBG-03 City of Ketchikan

Status: Completed 12/9/2019 12:00:00 AM
Location: ,

Objective: Create suitable living environments
Outcome: Availability/accessibility
Matrix Code: Homeless Facilities (not operating costs) (03C)

National Objective: LMC

Activity to prevent, prepare for, and respond to Coronavirus: No

Initial Funding Date: 06/26/2019

Description:

Complete design and engineering for a Domestic Violence Shelter

Financing

	Fund Type	Grant Year	Grant	Funded Amount	Drawn In Program Year	Drawn Thru Program Year
CDBG	EN	2018	B18DC020001	\$95,565.00	\$0.00	\$0.00
Total	Total			\$95,565.00	\$0.00	\$0.00

Proposed Accomplishments

People (General) : 264

Actual Accomplishments

Number assisted:

	Owner		Renter		Total		Person	
	Total	Hispanic	Total	Hispanic	Total	Hispanic	Total	Hispanic
White:	0	0	0	0	0	0	157	0
Black/African American:	0	0	0	0	0	0	2	0
Asian:	0	0	0	0	0	0	32	0
American Indian/Alaskan Native:	0	0	0	0	0	0	39	0
Native Hawaiian/Other Pacific Islander:	0	0	0	0	0	0	3	0
American Indian/Alaskan Native & White:	0	0	0	0	0	0	0	0
Asian White:	0	0	0	0	0	0	0	0
Black/African American & White:	0	0	0	0	0	0	0	0
American Indian/Alaskan Native & Black/African American:	0	0	0	0	0	0	0	0
Other multi-racial:	0	0	0	0	0	0	31	0
Asian/Pacific Islander:	0	0	0	0	0	0	0	0
Hispanic:	0	0	0	0	0	0	0	0
Total:	0	0	0	0	0	0	264	0



U.S. Department of Housing and Urban Development
Office of Community Planning and Development
Integrated Disbursement and Information System
CDBG Activity Summary Report (GPR) for Program Year 2018
ALASKA

Date: 10-Sep-2024
Time: 14:59
Page: 36

Female-headed Households: 0 0 0

Income Category:

	Owner	Renter	Total	Person
Extremely Low	0	0	0	200
Low Mod	0	0	0	64
Moderate	0	0	0	0
Non Low Moderate	0	0	0	0
Total	0	0	0	264
Percent Low/Mod				100.0%

Annual Accomplishments

Years	Accomplishment Narrative	# Benefitting
2018	Completed design and engineering for Ketchikan/WISH Domestic Violence Shelter	



U.S. Department of Housing and Urban Development
Office of Community Planning and Development
Integrated Disbursement and Information System
CDBG Activity Summary Report (GPR) for Program Year 2018
ALASKA

Date: 10-Sep-2024
Time: 14:59
Page: 37

PGM Year: 2018
Project: 0009 - FFY 19 CDBG
IDIS Activity: 2415 - 18-CDBG-07 City of Napakiak
Status: Completed 9/30/2020 12:00:00 AM
Location: ,

Objective:
Outcome:
Matrix Code: Planning (20) **National Objective:**

Activity to prevent, prepare for, and respond to Coronavirus: No

Initial Funding Date: 06/27/2019

Description:

Land Use Planning to include terrain analysis, geophysical screening, and geophysical investigations to identify a location to relocate the community.

Financing

	Fund Type	Grant Year	Grant	Funded Amount	Drawn In Program Year	Drawn Thru Program Year
CDBG	EN	2018	B18DC020001	\$537,188.00	\$0.00	\$0.00
Total	Total			\$537,188.00	\$0.00	\$0.00

Proposed Accomplishments

Actual Accomplishments

Number assisted:

	Owner		Renter		Total		Person	
	Total	Hispanic	Total	Hispanic	Total	Hispanic	Total	Hispanic
White:					0	0		
Black/African American:					0	0		
Asian:					0	0		
American Indian/Alaskan Native:					0	0		
Native Hawaiian/Other Pacific Islander:					0	0		
American Indian/Alaskan Native & White:					0	0		
Asian White:					0	0		
Black/African American & White:					0	0		
American Indian/Alaskan Native & Black/African American:					0	0		
Other multi-racial:					0	0		
Asian/Pacific Islander:					0	0		
Hispanic:					0	0		
Total:	0	0	0	0	0	0	0	0

Female-headed Households:

0



U.S. Department of Housing and Urban Development
Office of Community Planning and Development
Integrated Disbursement and Information System
CDBG Activity Summary Report (GPR) for Program Year 2018
ALASKA

Date: 10-Sep-2024

Time: 14:59

Page: 38

Income Category:

	Owner	Renter	Total	Person
Extremely Low			0	
Low Mod			0	
Moderate			0	
Non Low Moderate			0	
Total	0	0	0	0
Percent Low/Mod				

Annual Accomplishments

No data returned for this view. This might be because the applied filter excludes all data.



U.S. Department of Housing and Urban Development
Office of Community Planning and Development
Integrated Disbursement and Information System
CDBG Activity Summary Report (GPR) for Program Year 2018
ALASKA

Date: 10-Sep-2024
Time: 14:59
Page: 39

Total Funded Amount:	\$8,534,988.31
Total Drawn Thru Program Year:	\$3,387,381.34
Total Drawn In Program Year:	\$1,094,763.99



U.S. Department of Housing and Urban Development
Office of Community Planning and Development
Integrated Disbursement and Information System
CDBG Activity Summary Report (GPR) for Program Year 2019
ALASKA

Date: 10-Sep-2024
Time: 15:01
Page: 1

PGM Year: 2014
Project: 0020 - FFY 14 CDBG
IDIS Activity: 2174 - FFY 2014 1% Technical Assistance

Status: Completed 12/31/2020 12:00:00 AM
Location: ,

Objective:
Outcome:
Matrix Code: State Administration (21J) **National Objective:**

Activity to prevent, prepare for, and respond to Coronavirus: No

Initial Funding Date: 06/15/2015

Description:

Financing

	Fund Type	Grant Year	Grant	Funded Amount	Drawn In Program Year	Drawn Thru Program Year
CDBG	EN	Pre-2015		\$24,190.00	\$0.00	\$0.00
		2013	B13DC020001		\$0.00	\$449.69
		2014	B14DC020001		\$0.00	\$23,740.31
Total	Total			\$24,190.00	\$0.00	\$24,190.00

Proposed Accomplishments

Actual Accomplishments

Number assisted:

	Owner		Renter		Total		Person	
	Total	Hispanic	Total	Hispanic	Total	Hispanic	Total	Hispanic
White:					0	0		
Black/African American:					0	0		
Asian:					0	0		
American Indian/Alaskan Native:					0	0		
Native Hawaiian/Other Pacific Islander:					0	0		
American Indian/Alaskan Native & White:					0	0		
Asian White:					0	0		
Black/African American & White:					0	0		
American Indian/Alaskan Native & Black/African American:					0	0		
Other multi-racial:					0	0		
Asian/Pacific Islander:					0	0		
Hispanic:					0	0		
Total:	0	0	0	0	0	0	0	0



U.S. Department of Housing and Urban Development
Office of Community Planning and Development
Integrated Disbursement and Information System
CDBG Activity Summary Report (GPR) for Program Year 2019
ALASKA

Date: 10-Sep-2024
Time: 15:01
Page: 2

Female-headed Households: 0

Income Category:

	Owner	Renter	Total	Person
Extremely Low			0	
Low Mod			0	
Moderate			0	
Non Low Moderate			0	
Total	0	0	0	0
Percent Low/Mod				

Annual Accomplishments
No data returned for this view. This might be because the applied filter excludes all data.



U.S. Department of Housing and Urban Development
Office of Community Planning and Development
Integrated Disbursement and Information System
CDBG Activity Summary Report (GPR) for Program Year 2019
ALASKA

Date: 10-Sep-2024
Time: 15:01
Page: 3

PGM Year: 2014
Project: 0020 - FFY 14 CDBG
IDIS Activity: 2175 - FFY 14 State Administration
Status: Completed 12/31/2020 12:00:00 AM
Location: ,

Objective:
Outcome:
Matrix Code: State Administration (21J) **National Objective:**

Activity to prevent, prepare for, and respond to Coronavirus: No

Initial Funding Date: 06/15/2015

Description:

Financing

	Fund Type	Grant Year	Grant	Funded Amount	Drawn In Program Year	Drawn Thru Program Year
CDBG	EN	Pre-2015		\$148,379.00	\$0.00	\$0.00
		2013	B13DC020001		\$0.00	\$103,639.47
		2014	B14DC020001		\$0.00	\$44,739.53
Total	Total			\$148,379.00	\$0.00	\$148,379.00

Proposed Accomplishments

Actual Accomplishments

Number assisted:

	Owner		Renter		Total		Person	
	Total	Hispanic	Total	Hispanic	Total	Hispanic	Total	Hispanic
White:					0	0		
Black/African American:					0	0		
Asian:					0	0		
American Indian/Alaskan Native:					0	0		
Native Hawaiian/Other Pacific Islander:					0	0		
American Indian/Alaskan Native & White:					0	0		
Asian White:					0	0		
Black/African American & White:					0	0		
American Indian/Alaskan Native & Black/African American:					0	0		
Other multi-racial:					0	0		
Asian/Pacific Islander:					0	0		
Hispanic:					0	0		
Total:	0	0	0	0	0	0	0	0



U.S. Department of Housing and Urban Development
Office of Community Planning and Development
Integrated Disbursement and Information System
CDBG Activity Summary Report (GPR) for Program Year 2019
ALASKA

Date: 10-Sep-2024

Time: 15:01

Page: 4

Female-headed Households:

0

Income Category:

	Owner	Renter	Total	Person
Extremely Low			0	
Low Mod			0	
Moderate			0	
Non Low Moderate			0	
Total	0	0	0	0
Percent Low/Mod				

Annual Accomplishments

No data returned for this view. This might be because the applied filter excludes all data.



U.S. Department of Housing and Urban Development
Office of Community Planning and Development
Integrated Disbursement and Information System
CDBG Activity Summary Report (GPR) for Program Year 2019
ALASKA

Date: 10-Sep-2024
Time: 15:01
Page: 5

PGM Year: 2015
Project: 0007 - FFY 15 CDBG
IDIS Activity: 2237 - FFY 15 State Administration
Status: Completed 12/31/2020 12:00:00 AM
Location: ,

Objective:
Outcome:
Matrix Code: State Administration (21J) **National Objective:**

Activity to prevent, prepare for, and respond to Coronavirus: No

Initial Funding Date: 05/25/2016

Description:

FFY 15 State Administration

Financing

	Fund Type	Grant Year	Grant	Funded Amount	Drawn In Program Year	Drawn Thru Program Year
CDBG	EN	2015	B15DC020001	\$150,195.00	\$428.82	\$150,195.00
Total	Total			\$150,195.00	\$428.82	\$150,195.00

Proposed Accomplishments

Actual Accomplishments

Number assisted:

	Owner		Renter		Total		Person	
	Total	Hispanic	Total	Hispanic	Total	Hispanic	Total	Hispanic
White:					0	0		
Black/African American:					0	0		
Asian:					0	0		
American Indian/Alaskan Native:					0	0		
Native Hawaiian/Other Pacific Islander:					0	0		
American Indian/Alaskan Native & White:					0	0		
Asian White:					0	0		
Black/African American & White:					0	0		
American Indian/Alaskan Native & Black/African American:					0	0		
Other multi-racial:					0	0		
Asian/Pacific Islander:					0	0		
Hispanic:					0	0		
Total:	0	0	0	0	0	0	0	0

Female-headed Households:

0



U.S. Department of Housing and Urban Development
Office of Community Planning and Development
Integrated Disbursement and Information System
CDBG Activity Summary Report (GPR) for Program Year 2019
ALASKA

Date: 10-Sep-2024
Time: 15:01
Page: 6

Income Category:

	Owner	Renter	Total	Person
Extremely Low			0	
Low Mod			0	
Moderate			0	
Non Low Moderate			0	
Total	0	0	0	0
Percent Low/Mod				

Annual Accomplishments

No data returned for this view. This might be because the applied filter excludes all data.



U.S. Department of Housing and Urban Development
Office of Community Planning and Development
Integrated Disbursement and Information System
CDBG Activity Summary Report (GPR) for Program Year 2019
ALASKA

Date: 10-Sep-2024
Time: 15:01
Page: 7

PGM Year: 2015
Project: 0007 - FFY 15 CDBG
IDIS Activity: 2238 - FFY 15 1% Technical Assistance

Status: Completed 12/31/2020 12:00:00 AM
Location: ,

Objective:
Outcome:
Matrix Code: State Administration (21J) **National Objective:**

Activity to prevent, prepare for, and respond to Coronavirus: No

Initial Funding Date: 05/25/2016

Description:

FFY 15 1% Technical Assistance

Financing

	Fund Type	Grant Year	Grant	Funded Amount	Drawn In Program Year	Drawn Thru Program Year
CDBG	EN	2015	B15DC020001	\$25,098.00	\$109.84	\$25,098.00
Total	Total			\$25,098.00	\$109.84	\$25,098.00

Proposed Accomplishments

Actual Accomplishments

Number assisted:

	Owner		Renter		Total		Person	
	Total	Hispanic	Total	Hispanic	Total	Hispanic	Total	Hispanic
White:					0	0		
Black/African American:					0	0		
Asian:					0	0		
American Indian/Alaskan Native:					0	0		
Native Hawaiian/Other Pacific Islander:					0	0		
American Indian/Alaskan Native & White:					0	0		
Asian White:					0	0		
Black/African American & White:					0	0		
American Indian/Alaskan Native & Black/African American:					0	0		
Other multi-racial:					0	0		
Asian/Pacific Islander:					0	0		
Hispanic:					0	0		
Total:	0	0	0	0	0	0	0	0

Female-headed Households:

0



U.S. Department of Housing and Urban Development
Office of Community Planning and Development
Integrated Disbursement and Information System
CDBG Activity Summary Report (GPR) for Program Year 2019
ALASKA

Date: 10-Sep-2024
Time: 15:01
Page: 8

Income Category:

	Owner	Renter	Total	Person
Extremely Low			0	
Low Mod			0	
Moderate			0	
Non Low Moderate			0	
Total	0	0	0	0
Percent Low/Mod				

Annual Accomplishments

No data returned for this view. This might be because the applied filter excludes all data.



U.S. Department of Housing and Urban Development
Office of Community Planning and Development
Integrated Disbursement and Information System
CDBG Activity Summary Report (GPR) for Program Year 2019
ALASKA

Date: 10-Sep-2024
Time: 15:01
Page: 9

PGM Year: 2016
Project: 0032 - FFY 16 CDBG
IDIS Activity: 2307 - FFY 16 State Administration
Status: Completed 12/31/2020 12:00:00 AM
Location: ,
Objective:
Outcome:
Matrix Code: State Administration (21J) **National Objective:**

Activity to prevent, prepare for, and respond to Coronavirus: No

Initial Funding Date: 08/21/2017

Description:

Financing

	Fund Type	Grant Year	Grant	Funded Amount	Drawn In Program Year	Drawn Thru Program Year
CDBG	EN	2016	B16DC020001	\$151,858.00	\$41,195.33	\$151,858.00
Total	Total			\$151,858.00	\$41,195.33	\$151,858.00

Proposed Accomplishments

Actual Accomplishments

Number assisted:

	Owner		Renter		Total		Person	
	Total	Hispanic	Total	Hispanic	Total	Hispanic	Total	Hispanic
White:					0	0		
Black/African American:					0	0		
Asian:					0	0		
American Indian/Alaskan Native:					0	0		
Native Hawaiian/Other Pacific Islander:					0	0		
American Indian/Alaskan Native & White:					0	0		
Asian White:					0	0		
Black/African American & White:					0	0		
American Indian/Alaskan Native & Black/African American:					0	0		
Other multi-racial:					0	0		
Asian/Pacific Islander:					0	0		
Hispanic:					0	0		
Total:	0	0	0	0	0	0	0	0
Female-headed Households:					0			



U.S. Department of Housing and Urban Development
Office of Community Planning and Development
Integrated Disbursement and Information System
CDBG Activity Summary Report (GPR) for Program Year 2019
ALASKA

Date: 10-Sep-2024

Time: 15:01

Page: 10

Income Category:

	Owner	Renter	Total	Person
Extremely Low			0	
Low Mod			0	
Moderate			0	
Non Low Moderate			0	
Total	0	0	0	0
Percent Low/Mod				

Annual Accomplishments

No data returned for this view. This might be because the applied filter excludes all data.



U.S. Department of Housing and Urban Development
Office of Community Planning and Development
Integrated Disbursement and Information System
CDBG Activity Summary Report (GPR) for Program Year 2019
ALASKA

Date: 10-Sep-2024
Time: 15:01
Page: 11

PGM Year: 2016
Project: 0032 - FFY 16 CDBG
IDIS Activity: 2308 - FFY 16 1% Technical Assistance

Status: Completed 12/31/2020 12:00:00 AM
Location: ,

Objective:
Outcome:
Matrix Code: State Administration (21J) **National Objective:**

Activity to prevent, prepare for, and respond to Coronavirus: No

Initial Funding Date: 08/21/2017

Description:

Financing

	Fund Type	Grant Year	Grant	Funded Amount	Drawn In Program Year	Drawn Thru Program Year
CDBG	EN	2016	B16DC020001	\$25,928.00	\$17,282.51	\$25,928.00
Total	Total			\$25,928.00	\$17,282.51	\$25,928.00

Proposed Accomplishments

Actual Accomplishments

Number assisted:

	Owner		Renter		Total		Person	
	Total	Hispanic	Total	Hispanic	Total	Hispanic	Total	Hispanic
White:					0	0		
Black/African American:					0	0		
Asian:					0	0		
American Indian/Alaskan Native:					0	0		
Native Hawaiian/Other Pacific Islander:					0	0		
American Indian/Alaskan Native & White:					0	0		
Asian White:					0	0		
Black/African American & White:					0	0		
American Indian/Alaskan Native & Black/African American:					0	0		
Other multi-racial:					0	0		
Asian/Pacific Islander:					0	0		
Hispanic:					0	0		
Total:	0	0	0	0	0	0	0	0
Female-headed Households:					0			



U.S. Department of Housing and Urban Development
Office of Community Planning and Development
Integrated Disbursement and Information System
CDBG Activity Summary Report (GPR) for Program Year 2019
ALASKA

Date: 10-Sep-2024

Time: 15:01

Page: 12

Income Category:

	Owner	Renter	Total	Person
Extremely Low			0	
Low Mod			0	
Moderate			0	
Non Low Moderate			0	
Total	0	0	0	0
Percent Low/Mod				

Annual Accomplishments

No data returned for this view. This might be because the applied filter excludes all data.



U.S. Department of Housing and Urban Development
Office of Community Planning and Development
Integrated Disbursement and Information System
CDBG Activity Summary Report (GPR) for Program Year 2019
ALASKA

Date: 10-Sep-2024
Time: 15:01
Page: 13

PGM Year: 2017
Project: 0024 - FFY17 CDBG
IDIS Activity: 2380 - FFY 17 State Administration

Status: Open
Location: ,

Objective:
Outcome:
Matrix Code: State Administration (21J) **National Objective:**

Activity to prevent, prepare for, and respond to Coronavirus: No

Initial Funding Date: 12/06/2018

Description:

Financing

	Fund Type	Grant Year	Grant	Funded Amount	Drawn In Program Year	Drawn Thru Program Year
CDBG	EN	2017	B17DC020001	\$152,580.00	\$40,890.89	\$40,890.89
Total	Total			\$152,580.00	\$40,890.89	\$40,890.89

Proposed Accomplishments

Actual Accomplishments

Number assisted:

	Owner		Renter		Total		Person	
	Total	Hispanic	Total	Hispanic	Total	Hispanic	Total	Hispanic
White:					0	0		
Black/African American:					0	0		
Asian:					0	0		
American Indian/Alaskan Native:					0	0		
Native Hawaiian/Other Pacific Islander:					0	0		
American Indian/Alaskan Native & White:					0	0		
Asian White:					0	0		
Black/African American & White:					0	0		
American Indian/Alaskan Native & Black/African American:					0	0		
Other multi-racial:					0	0		
Asian/Pacific Islander:					0	0		
Hispanic:					0	0		
Total:	0	0	0	0	0	0	0	0
Female-headed Households:					0			



U.S. Department of Housing and Urban Development
Office of Community Planning and Development
Integrated Disbursement and Information System
CDBG Activity Summary Report (GPR) for Program Year 2019
ALASKA

Date: 10-Sep-2024

Time: 15:01

Page: 14

Income Category:

	Owner	Renter	Total	Person
Extremely Low			0	
Low Mod			0	
Moderate			0	
Non Low Moderate			0	
Total	0	0	0	0
Percent Low/Mod				

Annual Accomplishments

No data returned for this view. This might be because the applied filter excludes all data.



U.S. Department of Housing and Urban Development
Office of Community Planning and Development
Integrated Disbursement and Information System
CDBG Activity Summary Report (GPR) for Program Year 2019
ALASKA

Date: 10-Sep-2024
Time: 15:01
Page: 15

PGM Year: 2017
Project: 0024 - FFY17 CDBG
IDIS Activity: 2381 - FFY 17 1% Technical Assistance

Status: Open
Location: ,

Objective:
Outcome:
Matrix Code: State Administration (21J) **National Objective:**

Activity to prevent, prepare for, and respond to Coronavirus: No

Initial Funding Date: 12/06/2018

Description:

Financing

	Fund Type	Grant Year	Grant	Funded Amount	Drawn In Program Year	Drawn Thru Program Year
CDBG	EN	2017	B17DC020001	\$26,289.00	\$5,233.67	\$5,233.67
Total	Total			\$26,289.00	\$5,233.67	\$5,233.67

Proposed Accomplishments

Actual Accomplishments

Number assisted:

	Owner		Renter		Total		Person	
	Total	Hispanic	Total	Hispanic	Total	Hispanic	Total	Hispanic
White:					0	0		
Black/African American:					0	0		
Asian:					0	0		
American Indian/Alaskan Native:					0	0		
Native Hawaiian/Other Pacific Islander:					0	0		
American Indian/Alaskan Native & White:					0	0		
Asian White:					0	0		
Black/African American & White:					0	0		
American Indian/Alaskan Native & Black/African American:					0	0		
Other multi-racial:					0	0		
Asian/Pacific Islander:					0	0		
Hispanic:					0	0		
Total:	0	0	0	0	0	0	0	0
Female-headed Households:					0			



U.S. Department of Housing and Urban Development
Office of Community Planning and Development
Integrated Disbursement and Information System
CDBG Activity Summary Report (GPR) for Program Year 2019
ALASKA

Date: 10-Sep-2024

Time: 15:01

Page: 16

Income Category:

	Owner	Renter	Total	Person
Extremely Low			0	
Low Mod			0	
Moderate			0	
Non Low Moderate			0	
Total	0	0	0	0
Percent Low/Mod				

Annual Accomplishments

No data returned for this view. This might be because the applied filter excludes all data.



U.S. Department of Housing and Urban Development
Office of Community Planning and Development
Integrated Disbursement and Information System
CDBG Activity Summary Report (GPR) for Program Year 2019
ALASKA

Date: 10-Sep-2024
Time: 15:01
Page: 17

PGM Year: 2017
Project: 0024 - FFY17 CDBG
IDIS Activity: 2382 - 17-CDBG-02 City of Pilot Point

Status: Completed 9/30/2020 12:00:00 AM
Location: ,

Objective: Create suitable living environments
Outcome: Availability/accessibility
Matrix Code: Fire Station/Equipment (03O)

National Objective: LMA

Activity to prevent, prepare for, and respond to Coronavirus: No

Initial Funding Date: 12/07/2018

Description:

Fire Truck Acquisition

Financing

	Fund Type	Grant Year	Grant	Funded Amount	Drawn In Program Year	Drawn Thru Program Year
CDBG	EN	2017	B17DC020001	\$170,000.00	\$68,841.06	\$153,000.00
Total	Total			\$170,000.00	\$68,841.06	\$153,000.00

Proposed Accomplishments

People (General) : 68
Total Population in Service Area: 68
Census Tract Percent Low / Mod: 55.80

Annual Accomplishments

Years	Accomplishment Narrative	# Benefitting
2017	Purchased Fire Truck.	



U.S. Department of Housing and Urban Development
Office of Community Planning and Development
Integrated Disbursement and Information System
CDBG Activity Summary Report (GPR) for Program Year 2019
ALASKA

Date: 10-Sep-2024
Time: 15:01
Page: 18

PGM Year: 2017

Project: 0024 - FFY17 CDBG

IDIS Activity: 2384 - 17-CDBG-03 City of Chignik

Status: Completed 12/15/2020 12:00:00 AM

Location: ,

Objective: Create suitable living environments

Outcome: Availability/accessibility

Matrix Code: Street Improvements (03K)

National Objective: LMA

Activity to prevent, prepare for, and respond to Coronavirus: No

Initial Funding Date: 12/07/2018

Description:

Chignik Dam Access Trail will address sustainable and affordable utilities to the community of Chignik by providing safe clean drinking water for the community. Without this trail necessary work on the dam and pipes will not be possible. This trail will allow for cars, trucks, and ATVs to have safe access to the entire pipeline for needed repairs.

Financing

	Fund Type	Grant Year	Grant	Funded Amount	Drawn In Program Year	Drawn Thru Program Year
CDBG	EN	2017	B17DC020001	\$548,344.00	\$301,670.12	\$438,907.51
Total	Total			\$548,344.00	\$301,670.12	\$438,907.51

Proposed Accomplishments

People (General) : 91

Total Population in Service Area: 91

Census Tract Percent Low / Mod: 60.40

Annual Accomplishments

Years	Accomplishment Narrative	# Benefitting
2017	Constructed the Chignik access dam trail.	



U.S. Department of Housing and Urban Development
Office of Community Planning and Development
Integrated Disbursement and Information System
CDBG Activity Summary Report (GPR) for Program Year 2019
ALASKA

Date: 10-Sep-2024
Time: 15:01
Page: 19

PGM Year: 2017
Project: 0024 - FFY17 CDBG
IDIS Activity: 2385 - 17-CDBG-05 City of Fairbanks

Status: Completed 10/15/2020 12:00:00 AM
Location: ,

Objective: Create suitable living environments
Outcome: Availability/accessibility
Matrix Code: Fire Station/Equipment (03O)

National Objective: LMA

Activity to prevent, prepare for, and respond to Coronavirus: No

Initial Funding Date: 12/07/2018

Description:

Aerial Platform Truck Purchase

Financing

	Fund Type	Grant Year	Grant	Funded Amount	Drawn In Program Year	Drawn Thru Program Year
CDBG	EN	Pre-2015		\$481,865.31	\$0.00	\$0.00
		2014	B14DC020001		\$369,600.86	\$369,600.86
		2015	B15DC020001	\$13,058.99	\$0.00	\$0.00
		2016	B16DC020001	\$3,882.49	\$0.00	\$0.00
		2017	B17DC020001	\$204,659.00	\$0.00	\$0.00
Total	Total			\$703,465.79	\$369,600.86	\$369,600.86

Proposed Accomplishments

People (General) : 19,100

Total Population in Service Area: 19,100

Census Tract Percent Low / Mod: 61.00

Annual Accomplishments

Years	Accomplishment Narrative	# Benefitting
2017	Purchased an Aerial Platform Fire Truck	



U.S. Department of Housing and Urban Development
Office of Community Planning and Development
Integrated Disbursement and Information System
CDBG Activity Summary Report (GPR) for Program Year 2019
ALASKA

Date: 10-Sep-2024
Time: 15:01
Page: 20

PGM Year:	2017					
Project:	0024 - FFY17 CDBG					
IDIS Activity:	2393 - 17-CDBG-04 City of Huslia					
Status:	Completed 4/15/2020 12:00:00 AM	Objective:	Create suitable living environments			
Location:	,	Outcome:	Availability/accessibility			
		Matrix Code:	Parks, Recreational Facilities (03F)	National Objective:	LMA	

Activity to prevent, prepare for, and respond to Coronavirus: No

Initial Funding Date: 02/25/2019

Description:

Construction of a Multipurpose Community Center.

Financing

	Fund Type	Grant Year	Grant	Funded Amount	Drawn In Program Year	Drawn Thru Program Year
CDBG	EN	2017	B17DC020001	\$850,000.00	\$850,000.00	\$850,000.00
Total	Total			\$850,000.00	\$850,000.00	\$850,000.00

Proposed Accomplishments

People (General) : 293

Total Population in Service Area: 293

Census Tract Percent Low / Mod: 90.10

Annual Accomplishments

Years	Accomplishment Narrative	# Benefitting
2017	Constructed the Youth and Elders Multipurpose Center in Huslia, Alaska.	



U.S. Department of Housing and Urban Development
Office of Community Planning and Development
Integrated Disbursement and Information System
CDBG Activity Summary Report (GPR) for Program Year 2019
ALASKA

Date: 10-Sep-2024
Time: 15:01
Page: 21

PGM Year:	2017		
Project:	0024 - FFY17 CDBG		
IDIS Activity:	2400 - 17-CDBG-01 City of Ouzinkie		
Status:	Completed 10/31/2020 12:00:00 AM	Objective:	Create suitable living environments
Location:	,	Outcome:	Availability/accessibility
		Matrix Code:	Water/Sewer Improvements (03J)
		National Objective:	LMA

Activity to prevent, prepare for, and respond to Coronavirus: No

Initial Funding Date: 05/01/2019

Description:

Water transmission line replacement

Financing

	Fund Type	Grant Year	Grant	Funded Amount	Drawn In Program Year	Drawn Thru Program Year
CDBG	EN	2017	B17DC020001	\$677,117.00	\$647,117.00	\$647,117.00
Total	Total			\$677,117.00	\$647,117.00	\$647,117.00

Proposed Accomplishments

People (General) : 161

Total Population in Service Area: 161

Census Tract Percent Low / Mod: 56.50

Annual Accomplishments

Years	Accomplishment Narrative	# Benefitting
2017	Completed water transmission line replacement	



U.S. Department of Housing and Urban Development
Office of Community Planning and Development
Integrated Disbursement and Information System
CDBG Activity Summary Report (GPR) for Program Year 2019
ALASKA

Date: 10-Sep-2024
Time: 15:01
Page: 22

PGM Year: 2018

Project: 0009 - FFY 19 CDBG

IDIS Activity: 2405 - 18-CDBG-06 City of Hughes

Status: Completed 9/30/2020 12:00:00 AM

Location: ,

Objective: Create suitable living environments

Outcome: Availability/accessibility

Matrix Code: Other Public Improvements Not Listed
in 03A-03S (03Z)

National Objective: LMA

Activity to prevent, prepare for, and respond to Coronavirus: No

Initial Funding Date: 05/23/2019

Description:

Expand Hughes existing tank farm by purchasing and installing double walled fuel tanks for diesel and gasoline.

Financing

	Fund Type	Grant Year	Grant	Funded Amount	Drawn In Program Year	Drawn Thru Program Year
CDBG	EN	2018	B18DC020001	\$817,794.00	\$470,965.41	\$545,888.41
Total	Total			\$817,794.00	\$470,965.41	\$545,888.41

Proposed Accomplishments

People (General) : 77

Total Population in Service Area: 77

Census Tract Percent Low / Mod: 57.10

Annual Accomplishments

Years	Accomplishment Narrative	# Benefitting
2018	Completed Bulk Fuel Storage Facility	



U.S. Department of Housing and Urban Development
Office of Community Planning and Development
Integrated Disbursement and Information System
CDBG Activity Summary Report (GPR) for Program Year 2019
ALASKA

Date: 10-Sep-2024
Time: 15:01
Page: 23

PGM Year:	2018					
Project:	0009 - FFY 19 CDBG					
IDIS Activity:	2406 - 18-CDBG-08 City of Ekwok					
Status:	Completed 12/31/2019 12:00:00 AM	Objective:	Create suitable living environments			
Location:	,	Outcome:	Availability/accessibility			
		Matrix Code:	Fire Station/Equipment (03O)	National Objective:	LMA	

Activity to prevent, prepare for, and respond to Coronavirus: No

Initial Funding Date: 05/23/2019

Description:

Firefighting Equipment Acquisition

Financing

	Fund Type	Grant Year	Grant	Funded Amount	Drawn In Program Year	Drawn Thru Program Year
CDBG	EN	2018	B18DC020001	\$151,979.01	\$151,979.01	\$151,979.01
Total	Total			\$151,979.01	\$151,979.01	\$151,979.01

Proposed Accomplishments

People (General) : 115

Total Population in Service Area: 115

Census Tract Percent Low / Mod: 79.10

Annual Accomplishments

Years	Accomplishment Narrative	# Benefitting
2018	Received firefighting equipment in Ekwok	



U.S. Department of Housing and Urban Development
Office of Community Planning and Development
Integrated Disbursement and Information System
CDBG Activity Summary Report (GPR) for Program Year 2019
ALASKA

Date: 10-Sep-2024
Time: 15:01
Page: 24

PGM Year:	2018		
Project:	0009 - FFY 19 CDBG		
IDIS Activity:	2412 - 18-CDBG-04 City of Chefnak		
Status:	Completed 3/31/2022 12:00:00 AM	Objective:	Create suitable living environments
Location:	,	Outcome:	Availability/accessibility
		Matrix Code:	Other Public Improvements Not Listed in 03A-03S (03Z)
		National Objective:	LMA

Activity to prevent, prepare for, and respond to Coronavirus: No

Initial Funding Date: 06/26/2019

Description:

Construction-ready design documents of a Head Start Building

Financing

	Fund Type	Grant Year	Grant	Funded Amount	Drawn In Program Year	Drawn Thru Program Year
CDBG	EN	2018	B18DC020001	\$167,088.00	\$0.00	\$0.00
Total	Total			\$167,088.00	\$0.00	\$0.00

Proposed Accomplishments

People (General) : 436

Total Population in Service Area: 436

Census Tract Percent Low / Mod: 56.40

Annual Accomplishments

Years	Accomplishment Narrative	# Benefitting
2018	Head Start Building design completed.	



U.S. Department of Housing and Urban Development
Office of Community Planning and Development
Integrated Disbursement and Information System
CDBG Activity Summary Report (GPR) for Program Year 2019
ALASKA

Date: 10-Sep-2024
Time: 15:01
Page: 25

PGM Year: 2018
Project: 0009 - FFY 19 CDBG
IDIS Activity: 2413 - 18-CDBG-05 Kenai Peninsula Borough

Status: Completed 11/30/2020 12:00:00 AM
Location: ,

Objective: Create suitable living environments
Outcome: Availability/accessibility
Matrix Code: Fire Station/Equipment (03O)

National Objective: LMA

Activity to prevent, prepare for, and respond to Coronavirus: No

Initial Funding Date: 06/26/2019

Description:

Acquisition of a pumpertanker for Funny River Fire Station #5

Financing

	Fund Type	Grant Year	Grant	Funded Amount	Drawn In Program Year	Drawn Thru Program Year
CDBG	EN	2018	B18DC020001	\$487,500.00	\$438,750.00	\$438,750.00
Total	Total			\$487,500.00	\$438,750.00	\$438,750.00

Proposed Accomplishments

People (General) : 877
Total Population in Service Area: 877
Census Tract Percent Low / Mod: 52.50

Annual Accomplishments

Years	Accomplishment Narrative	# Benefitting
2018	Purchased a pumper/tanker for Funny River Fire Station #5	



U.S. Department of Housing and Urban Development
Office of Community Planning and Development
Integrated Disbursement and Information System
CDBG Activity Summary Report (GPR) for Program Year 2019
ALASKA

Date: 10-Sep-2024
Time: 15:01
Page: 26

PGM Year:	2018		
Project:	0009 - FFY 19 CDBG		
IDIS Activity:	2414 - 18-CDBG-03 City of Ketchikan		
Status:	Completed 12/9/2019 12:00:00 AM	Objective:	Create suitable living environments
Location:	,	Outcome:	Availability/accessibility
		Matrix Code:	Homeless Facilities (not operating costs) (03C)
		National Objective:	LMC

Activity to prevent, prepare for, and respond to Coronavirus: No

Initial Funding Date: 06/26/2019

Description:

Complete design and engineering for a Domestic Violence Shelter

Financing

	Fund Type	Grant Year	Grant	Funded Amount	Drawn In Program Year	Drawn Thru Program Year
CDBG	EN	2018	B18DC020001	\$95,565.00	\$95,565.00	\$95,565.00
Total	Total			\$95,565.00	\$95,565.00	\$95,565.00

Proposed Accomplishments

People (General) : 264

Actual Accomplishments

Number assisted:

	Owner		Renter		Total		Person	
	Total	Hispanic	Total	Hispanic	Total	Hispanic	Total	Hispanic
White:	0	0	0	0	0	0	157	0
Black/African American:	0	0	0	0	0	0	2	0
Asian:	0	0	0	0	0	0	32	0
American Indian/Alaskan Native:	0	0	0	0	0	0	39	0
Native Hawaiian/Other Pacific Islander:	0	0	0	0	0	0	3	0
American Indian/Alaskan Native & White:	0	0	0	0	0	0	0	0
Asian White:	0	0	0	0	0	0	0	0
Black/African American & White:	0	0	0	0	0	0	0	0
American Indian/Alaskan Native & Black/African American:	0	0	0	0	0	0	0	0
Other multi-racial:	0	0	0	0	0	0	31	0
Asian/Pacific Islander:	0	0	0	0	0	0	0	0
Hispanic:	0	0	0	0	0	0	0	0
Total:	0	0	0	0	0	0	264	0



U.S. Department of Housing and Urban Development
Office of Community Planning and Development
Integrated Disbursement and Information System
CDBG Activity Summary Report (GPR) for Program Year 2019
ALASKA

Date: 10-Sep-2024

Time: 15:01

Page: 27

Female-headed Households: 0 0 0

Income Category:

	Owner	Renter	Total	Person
Extremely Low	0	0	0	200
Low Mod	0	0	0	64
Moderate	0	0	0	0
Non Low Moderate	0	0	0	0
Total	0	0	0	264
Percent Low/Mod				100.0%

Annual Accomplishments

Years	Accomplishment Narrative	# Benefitting
2018	Completed design and engineering for Ketchikan/WISH Domestic Violence Shelter	



U.S. Department of Housing and Urban Development
Office of Community Planning and Development
Integrated Disbursement and Information System
CDBG Activity Summary Report (GPR) for Program Year 2019
ALASKA

Date: 10-Sep-2024
Time: 15:01
Page: 28

PGM Year: 2018
Project: 0009 - FFY 19 CDBG
IDIS Activity: 2415 - 18-CDBG-07 City of Napakiak
Status: Completed 9/30/2020 12:00:00 AM
Location: ,

Objective:
Outcome:
Matrix Code: Planning (20) **National Objective:**

Activity to prevent, prepare for, and respond to Coronavirus: No

Initial Funding Date: 06/27/2019

Description:

Land Use Planning to include terrain analysis, geophysical screening, and geophysical investigations to identify a location to relocate the community.

Financing

	Fund Type	Grant Year	Grant	Funded Amount	Drawn In Program Year	Drawn Thru Program Year
CDBG	EN	2018	B18DC020001	\$537,188.00	\$526,842.33	\$526,842.33
Total	Total			\$537,188.00	\$526,842.33	\$526,842.33

Proposed Accomplishments

Actual Accomplishments

Number assisted:

	Owner		Renter		Total		Person	
	Total	Hispanic	Total	Hispanic	Total	Hispanic	Total	Hispanic
White:					0	0		
Black/African American:					0	0		
Asian:					0	0		
American Indian/Alaskan Native:					0	0		
Native Hawaiian/Other Pacific Islander:					0	0		
American Indian/Alaskan Native & White:					0	0		
Asian White:					0	0		
Black/African American & White:					0	0		
American Indian/Alaskan Native & Black/African American:					0	0		
Other multi-racial:					0	0		
Asian/Pacific Islander:					0	0		
Hispanic:					0	0		
Total:	0	0	0	0	0	0	0	0

Female-headed Households:

0



U.S. Department of Housing and Urban Development
Office of Community Planning and Development
Integrated Disbursement and Information System
CDBG Activity Summary Report (GPR) for Program Year 2019
ALASKA

Date: 10-Sep-2024

Time: 15:01

Page: 29

Income Category:

	Owner	Renter	Total	Person
Extremely Low			0	
Low Mod			0	
Moderate			0	
Non Low Moderate			0	
Total	0	0	0	0
Percent Low/Mod				

Annual Accomplishments

No data returned for this view. This might be because the applied filter excludes all data.



U.S. Department of Housing and Urban Development
Office of Community Planning and Development
Integrated Disbursement and Information System
CDBG Activity Summary Report (GPR) for Program Year 2019
ALASKA

Date: 10-Sep-2024
Time: 15:01
Page: 30

PGM Year: 2018
Project: 0009 - FFY 19 CDBG
IDIS Activity: 2418 - 18-CDBG-01 City of Port Alexander

Status: Completed 6/30/2020 12:00:00 AM
Location: ,

Objective: Create suitable living environments
Outcome: Availability/accessibility
Matrix Code: Water/Sewer Improvements (03J)

National Objective: LMA

Activity to prevent, prepare for, and respond to Coronavirus: No

Initial Funding Date: 08/01/2019

Description:

Water Tank System Engineering and Design Plans

Financing

	Fund Type	Grant Year	Grant	Funded Amount	Drawn In Program Year	Drawn Thru Program Year
CDBG	EN	2018	B18DC020001	\$67,570.00	\$58,624.50	\$58,624.50
Total	Total			\$67,570.00	\$58,624.50	\$58,624.50

Proposed Accomplishments

People (General) : 45
Total Population in Service Area: 45
Census Tract Percent Low / Mod: 53.30

Annual Accomplishments

Years	Accomplishment Narrative	# Benefitting
2018	Completed final engineering and design plans for Port Alexander Water Tank System.	



U.S. Department of Housing and Urban Development
Office of Community Planning and Development
Integrated Disbursement and Information System
CDBG Activity Summary Report (GPR) for Program Year 2019
ALASKA

Date: 10-Sep-2024
Time: 15:01
Page: 31

PGM Year: 2018
Project: 0009 - FFY 19 CDBG
IDIS Activity: 2419 - 18-CDBG-02 City and Borough of Wrangell

Status: Completed 6/18/2021 12:00:00 AM
Location: ,

Objective: Create suitable living environments
Outcome: Availability/accessibility
Matrix Code: Fire Station/Equipment (03O)

National Objective: LMA

Activity to prevent, prepare for, and respond to Coronavirus: No

Initial Funding Date: 08/01/2019

Description:

Fire Truck Acquisition

Financing

	Fund Type	Grant Year	Grant	Funded Amount	Drawn In Program Year	Drawn Thru Program Year
CDBG	EN	2018	B18DC020001	\$337,500.00	\$303,750.00	\$303,750.00
Total	Total			\$337,500.00	\$303,750.00	\$303,750.00

Proposed Accomplishments

People (General) : 2,369
Total Population in Service Area: 2,369
Census Tract Percent Low / Mod: 52.80

Annual Accomplishments

Years	Accomplishment Narrative	# Benefitting
2018	Completed acquisition of fire truck for the community.	



U.S. Department of Housing and Urban Development
Office of Community Planning and Development
Integrated Disbursement and Information System
CDBG Activity Summary Report (GPR) for Program Year 2019
ALASKA

Date: 10-Sep-2024
Time: 15:01
Page: 32

PGM Year: 2018
Project: 0009 - FFY 19 CDBG
IDIS Activity: 2451 - FFY 18 State Administration

Status: Open
Location: ,

Objective:
Outcome:
Matrix Code: State Administration (21J) **National Objective:**

Activity to prevent, prepare for, and respond to Coronavirus: No

Initial Funding Date: 01/30/2020

Description:
FFY 18 State Administration
Financing

	Fund Type	Grant Year	Grant	Funded Amount	Drawn In Program Year	Drawn Thru Program Year
CDBG	EN	2018	B18DC020001	\$39,112.34	\$0.00	\$0.00
Total	Total			\$39,112.34	\$0.00	\$0.00

Proposed Accomplishments

Actual Accomplishments

Number assisted:

	Owner		Renter		Total		Person	
	Total	Hispanic	Total	Hispanic	Total	Hispanic	Total	Hispanic
White:					0	0		
Black/African American:					0	0		
Asian:					0	0		
American Indian/Alaskan Native:					0	0		
Native Hawaiian/Other Pacific Islander:					0	0		
American Indian/Alaskan Native & White:					0	0		
Asian White:					0	0		
Black/African American & White:					0	0		
American Indian/Alaskan Native & Black/African American:					0	0		
Other multi-racial:					0	0		
Asian/Pacific Islander:					0	0		
Hispanic:					0	0		
Total:	0	0	0	0	0	0	0	0

Female-headed Households:

0



U.S. Department of Housing and Urban Development
Office of Community Planning and Development
Integrated Disbursement and Information System
CDBG Activity Summary Report (GPR) for Program Year 2019
ALASKA

Date: 10-Sep-2024
Time: 15:01
Page: 33

Income Category:

	Owner	Renter	Total	Person
Extremely Low			0	
Low Mod			0	
Moderate			0	
Non Low Moderate			0	
Total	0	0	0	0
Percent Low/Mod				

Annual Accomplishments

No data returned for this view. This might be because the applied filter excludes all data.



U.S. Department of Housing and Urban Development
Office of Community Planning and Development
Integrated Disbursement and Information System
CDBG Activity Summary Report (GPR) for Program Year 2019
ALASKA

Date: 10-Sep-2024
Time: 15:01
Page: 34

PGM Year: 2018
Project: 0009 - FFY 19 CDBG
IDIS Activity: 2452 - FFY 18 1% Technical Assistance

Status: Open
Location: ,

Objective:
Outcome:
Matrix Code: State CDBG Technical Assistance to Grantees (19H) **National Objective:**

Activity to prevent, prepare for, and respond to Coronavirus: No

Initial Funding Date: 01/30/2020

Description:
FFY 18 1% Technical Assistance

Financing

	Fund Type	Grant Year	Grant	Funded Amount	Drawn In Program Year	Drawn Thru Program Year
CDBG	EN	2018	B18DC020001	\$15,443.66	\$0.00	\$0.00
Total	Total			\$15,443.66	\$0.00	\$0.00

Proposed Accomplishments

Actual Accomplishments

Number assisted:

	Owner		Renter		Total		Person	
	Total	Hispanic	Total	Hispanic	Total	Hispanic	Total	Hispanic
White:					0	0		
Black/African American:					0	0		
Asian:					0	0		
American Indian/Alaskan Native:					0	0		
Native Hawaiian/Other Pacific Islander:					0	0		
American Indian/Alaskan Native & White:					0	0		
Asian White:					0	0		
Black/African American & White:					0	0		
American Indian/Alaskan Native & Black/African American:					0	0		
Other multi-racial:					0	0		
Asian/Pacific Islander:					0	0		
Hispanic:					0	0		
Total:	0	0	0	0	0	0	0	0

Female-headed Households:

0



U.S. Department of Housing and Urban Development
Office of Community Planning and Development
Integrated Disbursement and Information System
CDBG Activity Summary Report (GPR) for Program Year 2019
ALASKA

Date: 10-Sep-2024

Time: 15:01

Page: 35

Income Category:

	Owner	Renter	Total	Person
Extremely Low			0	
Low Mod			0	
Moderate			0	
Non Low Moderate			0	
Total	0	0	0	0
Percent Low/Mod				

Annual Accomplishments

No data returned for this view. This might be because the applied filter excludes all data.



U.S. Department of Housing and Urban Development
Office of Community Planning and Development
Integrated Disbursement and Information System
CDBG Activity Summary Report (GPR) for Program Year 2019
ALASKA

Date: 10-Sep-2024

Time: 15:01

Page: 36

Total Funded Amount:	\$6,370,183.80
Total Drawn Thru Program Year:	\$5,151,797.18
Total Drawn In Program Year:	\$4,388,846.35



U.S. Department of Housing and Urban Development
Office of Community Planning and Development
Integrated Disbursement and Information System
CDBG Activity Summary Report (GPR) for Program Year 2020
ALASKA

Date: 10-Sep-2024
Time: 15:03
Page: 1

PGM Year: 2014
Project: 0020 - FFY 14 CDBG
IDIS Activity: 2174 - FFY 2014 1% Technical Assistance

Status: Completed 12/31/2020 12:00:00 AM
Location: ,

Objective:
Outcome:
Matrix Code: State Administration (21J) **National Objective:**

Activity to prevent, prepare for, and respond to Coronavirus: No

Initial Funding Date: 06/15/2015

Description:

Financing

	Fund Type	Grant Year	Grant	Funded Amount	Drawn In Program Year	Drawn Thru Program Year
CDBG	EN	Pre-2015		\$24,190.00	\$0.00	\$0.00
		2013	B13DC020001		\$0.00	\$449.69
		2014	B14DC020001		\$0.00	\$23,740.31
Total	Total			\$24,190.00	\$0.00	\$24,190.00

Proposed Accomplishments

Actual Accomplishments

Number assisted:

	Owner		Renter		Total		Person	
	Total	Hispanic	Total	Hispanic	Total	Hispanic	Total	Hispanic
White:					0	0		
Black/African American:					0	0		
Asian:					0	0		
American Indian/Alaskan Native:					0	0		
Native Hawaiian/Other Pacific Islander:					0	0		
American Indian/Alaskan Native & White:					0	0		
Asian White:					0	0		
Black/African American & White:					0	0		
American Indian/Alaskan Native & Black/African American:					0	0		
Other multi-racial:					0	0		
Asian/Pacific Islander:					0	0		
Hispanic:					0	0		
Total:	0	0	0	0	0	0	0	0



U.S. Department of Housing and Urban Development
Office of Community Planning and Development
Integrated Disbursement and Information System
CDBG Activity Summary Report (GPR) for Program Year 2020
ALASKA

Date: 10-Sep-2024

Time: 15:03

Page: 2

Female-headed Households:

0

Income Category:

	Owner	Renter	Total	Person
Extremely Low			0	
Low Mod			0	
Moderate			0	
Non Low Moderate			0	
Total	0	0	0	0
Percent Low/Mod				

Annual Accomplishments

No data returned for this view. This might be because the applied filter excludes all data.



U.S. Department of Housing and Urban Development
Office of Community Planning and Development
Integrated Disbursement and Information System
CDBG Activity Summary Report (GPR) for Program Year 2020
ALASKA

Date: 10-Sep-2024
Time: 15:03
Page: 3

PGM Year: 2014
Project: 0020 - FFY 14 CDBG
IDIS Activity: 2175 - FFY 14 State Administration
Status: Completed 12/31/2020 12:00:00 AM
Location: ,

Objective:
Outcome:
Matrix Code: State Administration (21J) **National Objective:**

Activity to prevent, prepare for, and respond to Coronavirus: No

Initial Funding Date: 06/15/2015

Description:

Financing

	Fund Type	Grant Year	Grant	Funded Amount	Drawn In Program Year	Drawn Thru Program Year
CDBG	EN	Pre-2015		\$148,379.00	\$0.00	\$0.00
		2013	B13DC020001		\$0.00	\$103,639.47
		2014	B14DC020001		\$0.00	\$44,739.53
Total	Total			\$148,379.00	\$0.00	\$148,379.00

Proposed Accomplishments

Actual Accomplishments

Number assisted:

	Owner		Renter		Total		Person	
	Total	Hispanic	Total	Hispanic	Total	Hispanic	Total	Hispanic
White:					0	0		
Black/African American:					0	0		
Asian:					0	0		
American Indian/Alaskan Native:					0	0		
Native Hawaiian/Other Pacific Islander:					0	0		
American Indian/Alaskan Native & White:					0	0		
Asian White:					0	0		
Black/African American & White:					0	0		
American Indian/Alaskan Native & Black/African American:					0	0		
Other multi-racial:					0	0		
Asian/Pacific Islander:					0	0		
Hispanic:					0	0		
Total:	0	0	0	0	0	0	0	0



U.S. Department of Housing and Urban Development
Office of Community Planning and Development
Integrated Disbursement and Information System
CDBG Activity Summary Report (GPR) for Program Year 2020
ALASKA

Date: 10-Sep-2024

Time: 15:03

Page: 4

Female-headed Households:

0

Income Category:

	Owner	Renter	Total	Person
Extremely Low			0	
Low Mod			0	
Moderate			0	
Non Low Moderate			0	
Total	0	0	0	0
Percent Low/Mod				

Annual Accomplishments

No data returned for this view. This might be because the applied filter excludes all data.



U.S. Department of Housing and Urban Development
Office of Community Planning and Development
Integrated Disbursement and Information System
CDBG Activity Summary Report (GPR) for Program Year 2020
ALASKA

Date: 10-Sep-2024
Time: 15:03
Page: 5

PGM Year: 2015
Project: 0007 - FFY 15 CDBG
IDIS Activity: 2237 - FFY 15 State Administration
Status: Completed 12/31/2020 12:00:00 AM
Location: ,

Objective:
Outcome:
Matrix Code: State Administration (21J) **National Objective:**

Activity to prevent, prepare for, and respond to Coronavirus: No

Initial Funding Date: 05/25/2016

Description:
FFY 15 State Administration
Financing

	Fund Type	Grant Year	Grant	Funded Amount	Drawn In Program Year	Drawn Thru Program Year
CDBG	EN	2015	B15DC020001	\$150,195.00	\$0.00	\$150,195.00
Total	Total			\$150,195.00	\$0.00	\$150,195.00

Proposed Accomplishments

Actual Accomplishments

Number assisted:

	Owner		Renter		Total		Person	
	Total	Hispanic	Total	Hispanic	Total	Hispanic	Total	Hispanic
White:					0	0		
Black/African American:					0	0		
Asian:					0	0		
American Indian/Alaskan Native:					0	0		
Native Hawaiian/Other Pacific Islander:					0	0		
American Indian/Alaskan Native & White:					0	0		
Asian White:					0	0		
Black/African American & White:					0	0		
American Indian/Alaskan Native & Black/African American:					0	0		
Other multi-racial:					0	0		
Asian/Pacific Islander:					0	0		
Hispanic:					0	0		
Total:	0	0	0	0	0	0	0	0

Female-headed Households:

0



U.S. Department of Housing and Urban Development
Office of Community Planning and Development
Integrated Disbursement and Information System
CDBG Activity Summary Report (GPR) for Program Year 2020
ALASKA

Date: 10-Sep-2024

Time: 15:03

Page: 6

Income Category:

	Owner	Renter	Total	Person
Extremely Low			0	
Low Mod			0	
Moderate			0	
Non Low Moderate			0	
Total	0	0	0	0
Percent Low/Mod				

Annual Accomplishments

No data returned for this view. This might be because the applied filter excludes all data.



U.S. Department of Housing and Urban Development
Office of Community Planning and Development
Integrated Disbursement and Information System
CDBG Activity Summary Report (GPR) for Program Year 2020
ALASKA

Date: 10-Sep-2024
Time: 15:03
Page: 7

PGM Year: 2015
Project: 0007 - FFY 15 CDBG
IDIS Activity: 2238 - FFY 15 1% Technical Assistance

Status: Completed 12/31/2020 12:00:00 AM
Location: ,

Objective:
Outcome:
Matrix Code: State Administration (21J) **National Objective:**

Activity to prevent, prepare for, and respond to Coronavirus: No

Initial Funding Date: 05/25/2016

Description:
FFY 15 1% Technical Assistance

Financing

	Fund Type	Grant Year	Grant	Funded Amount	Drawn In Program Year	Drawn Thru Program Year
CDBG	EN	2015	B15DC020001	\$25,098.00	\$0.00	\$25,098.00
Total	Total			\$25,098.00	\$0.00	\$25,098.00

Proposed Accomplishments

Actual Accomplishments

Number assisted:

	Owner		Renter		Total		Person	
	Total	Hispanic	Total	Hispanic	Total	Hispanic	Total	Hispanic
White:					0	0		
Black/African American:					0	0		
Asian:					0	0		
American Indian/Alaskan Native:					0	0		
Native Hawaiian/Other Pacific Islander:					0	0		
American Indian/Alaskan Native & White:					0	0		
Asian White:					0	0		
Black/African American & White:					0	0		
American Indian/Alaskan Native & Black/African American:					0	0		
Other multi-racial:					0	0		
Asian/Pacific Islander:					0	0		
Hispanic:					0	0		
Total:	0	0	0	0	0	0	0	0

Female-headed Households:

0



U.S. Department of Housing and Urban Development
Office of Community Planning and Development
Integrated Disbursement and Information System
CDBG Activity Summary Report (GPR) for Program Year 2020
ALASKA

Date: 10-Sep-2024
Time: 15:03
Page: 8

Income Category:

	Owner	Renter	Total	Person
Extremely Low			0	
Low Mod			0	
Moderate			0	
Non Low Moderate			0	
Total	0	0	0	0
Percent Low/Mod				

Annual Accomplishments

No data returned for this view. This might be because the applied filter excludes all data.



U.S. Department of Housing and Urban Development
Office of Community Planning and Development
Integrated Disbursement and Information System
CDBG Activity Summary Report (GPR) for Program Year 2020
ALASKA

Date: 10-Sep-2024
Time: 15:03
Page: 9

PGM Year: 2016
Project: 0032 - FFY 16 CDBG
IDIS Activity: 2307 - FFY 16 State Administration
Status: Completed 12/31/2020 12:00:00 AM
Location: ,
Objective:
Outcome:
Matrix Code: State Administration (21J) **National Objective:**

Activity to prevent, prepare for, and respond to Coronavirus: No

Initial Funding Date: 08/21/2017

Description:

Financing

	Fund Type	Grant Year	Grant	Funded Amount	Drawn In Program Year	Drawn Thru Program Year
CDBG	EN	2016	B16DC020001	\$151,858.00	\$0.00	\$151,858.00
Total	Total			\$151,858.00	\$0.00	\$151,858.00

Proposed Accomplishments

Actual Accomplishments

Number assisted:

	Owner		Renter		Total		Person	
	Total	Hispanic	Total	Hispanic	Total	Hispanic	Total	Hispanic
White:					0	0		
Black/African American:					0	0		
Asian:					0	0		
American Indian/Alaskan Native:					0	0		
Native Hawaiian/Other Pacific Islander:					0	0		
American Indian/Alaskan Native & White:					0	0		
Asian White:					0	0		
Black/African American & White:					0	0		
American Indian/Alaskan Native & Black/African American:					0	0		
Other multi-racial:					0	0		
Asian/Pacific Islander:					0	0		
Hispanic:					0	0		
Total:	0	0	0	0	0	0	0	0
Female-headed Households:					0			



U.S. Department of Housing and Urban Development
Office of Community Planning and Development
Integrated Disbursement and Information System
CDBG Activity Summary Report (GPR) for Program Year 2020
ALASKA

Date: 10-Sep-2024

Time: 15:03

Page: 10

Income Category:

	Owner	Renter	Total	Person
Extremely Low			0	
Low Mod			0	
Moderate			0	
Non Low Moderate			0	
Total	0	0	0	0
Percent Low/Mod				

Annual Accomplishments

No data returned for this view. This might be because the applied filter excludes all data.



U.S. Department of Housing and Urban Development
Office of Community Planning and Development
Integrated Disbursement and Information System
CDBG Activity Summary Report (GPR) for Program Year 2020
ALASKA

Date: 10-Sep-2024
Time: 15:03
Page: 11

PGM Year: 2016
Project: 0032 - FFY 16 CDBG
IDIS Activity: 2308 - FFY 16 1% Technical Assistance

Status: Completed 12/31/2020 12:00:00 AM
Location: ,

Objective:
Outcome:
Matrix Code: State Administration (21J) **National Objective:**

Activity to prevent, prepare for, and respond to Coronavirus: No

Initial Funding Date: 08/21/2017

Description:

Financing

	Fund Type	Grant Year	Grant	Funded Amount	Drawn In Program Year	Drawn Thru Program Year
CDBG	EN	2016	B16DC020001	\$25,928.00	\$0.00	\$25,928.00
Total	Total			\$25,928.00	\$0.00	\$25,928.00

Proposed Accomplishments

Actual Accomplishments

Number assisted:

	Owner		Renter		Total		Person	
	Total	Hispanic	Total	Hispanic	Total	Hispanic	Total	Hispanic
White:					0	0		
Black/African American:					0	0		
Asian:					0	0		
American Indian/Alaskan Native:					0	0		
Native Hawaiian/Other Pacific Islander:					0	0		
American Indian/Alaskan Native & White:					0	0		
Asian White:					0	0		
Black/African American & White:					0	0		
American Indian/Alaskan Native & Black/African American:					0	0		
Other multi-racial:					0	0		
Asian/Pacific Islander:					0	0		
Hispanic:					0	0		
Total:	0	0	0	0	0	0	0	0
Female-headed Households:					0			



U.S. Department of Housing and Urban Development
Office of Community Planning and Development
Integrated Disbursement and Information System
CDBG Activity Summary Report (GPR) for Program Year 2020
ALASKA

Date: 10-Sep-2024

Time: 15:03

Page: 12

Income Category:

	Owner	Renter	Total	Person
Extremely Low			0	
Low Mod			0	
Moderate			0	
Non Low Moderate			0	
Total	0	0	0	0
Percent Low/Mod				

Annual Accomplishments

No data returned for this view. This might be because the applied filter excludes all data.



U.S. Department of Housing and Urban Development
Office of Community Planning and Development
Integrated Disbursement and Information System
CDBG Activity Summary Report (GPR) for Program Year 2020
ALASKA

Date: 10-Sep-2024
Time: 15:03
Page: 13

PGM Year: 2017
Project: 0024 - FFY17 CDBG
IDIS Activity: 2380 - FFY 17 State Administration

Status: Open
Location: ,

Objective:
Outcome:
Matrix Code: State Administration (21J) **National Objective:**

Activity to prevent, prepare for, and respond to Coronavirus: No

Initial Funding Date: 12/06/2018

Description:

Financing

	Fund Type	Grant Year	Grant	Funded Amount	Drawn In Program Year	Drawn Thru Program Year
CDBG	EN	2017	B17DC020001	\$152,580.00	\$100,704.93	\$141,595.82
Total	Total			\$152,580.00	\$100,704.93	\$141,595.82

Proposed Accomplishments

Actual Accomplishments

Number assisted:

	Owner		Renter		Total		Person	
	Total	Hispanic	Total	Hispanic	Total	Hispanic	Total	Hispanic
White:					0	0		
Black/African American:					0	0		
Asian:					0	0		
American Indian/Alaskan Native:					0	0		
Native Hawaiian/Other Pacific Islander:					0	0		
American Indian/Alaskan Native & White:					0	0		
Asian White:					0	0		
Black/African American & White:					0	0		
American Indian/Alaskan Native & Black/African American:					0	0		
Other multi-racial:					0	0		
Asian/Pacific Islander:					0	0		
Hispanic:					0	0		
Total:	0	0	0	0	0	0	0	0
Female-headed Households:					0			



U.S. Department of Housing and Urban Development
Office of Community Planning and Development
Integrated Disbursement and Information System
CDBG Activity Summary Report (GPR) for Program Year 2020
ALASKA

Date: 10-Sep-2024

Time: 15:03

Page: 14

Income Category:

	Owner	Renter	Total	Person
Extremely Low			0	
Low Mod			0	
Moderate			0	
Non Low Moderate			0	
Total	0	0	0	0
Percent Low/Mod				

Annual Accomplishments

No data returned for this view. This might be because the applied filter excludes all data.



U.S. Department of Housing and Urban Development
Office of Community Planning and Development
Integrated Disbursement and Information System
CDBG Activity Summary Report (GPR) for Program Year 2020
ALASKA

Date: 10-Sep-2024
Time: 15:03
Page: 15

PGM Year: 2017
Project: 0024 - FFY17 CDBG
IDIS Activity: 2381 - FFY 17 1% Technical Assistance

Status: Open
Location: ,

Objective:
Outcome:
Matrix Code: State Administration (21J) **National Objective:**

Activity to prevent, prepare for, and respond to Coronavirus: No

Initial Funding Date: 12/06/2018

Description:

Financing

	Fund Type	Grant Year	Grant	Funded Amount	Drawn In Program Year	Drawn Thru Program Year
CDBG	EN	2017	B17DC020001	\$26,289.00	\$1,445.36	\$6,679.03
Total	Total			\$26,289.00	\$1,445.36	\$6,679.03

Proposed Accomplishments

Actual Accomplishments

Number assisted:

	Owner		Renter		Total		Person	
	Total	Hispanic	Total	Hispanic	Total	Hispanic	Total	Hispanic
White:					0	0		
Black/African American:					0	0		
Asian:					0	0		
American Indian/Alaskan Native:					0	0		
Native Hawaiian/Other Pacific Islander:					0	0		
American Indian/Alaskan Native & White:					0	0		
Asian White:					0	0		
Black/African American & White:					0	0		
American Indian/Alaskan Native & Black/African American:					0	0		
Other multi-racial:					0	0		
Asian/Pacific Islander:					0	0		
Hispanic:					0	0		
Total:	0	0	0	0	0	0	0	0
Female-headed Households:					0			



U.S. Department of Housing and Urban Development
Office of Community Planning and Development
Integrated Disbursement and Information System
CDBG Activity Summary Report (GPR) for Program Year 2020
ALASKA

Date: 10-Sep-2024

Time: 15:03

Page: 16

Income Category:

	Owner	Renter	Total	Person
Extremely Low			0	
Low Mod			0	
Moderate			0	
Non Low Moderate			0	
Total	0	0	0	0
Percent Low/Mod				

Annual Accomplishments

No data returned for this view. This might be because the applied filter excludes all data.



U.S. Department of Housing and Urban Development
Office of Community Planning and Development
Integrated Disbursement and Information System
CDBG Activity Summary Report (GPR) for Program Year 2020
ALASKA

Date: 10-Sep-2024
Time: 15:03
Page: 17

PGM Year: 2017
Project: 0024 - FFY17 CDBG
IDIS Activity: 2382 - 17-CDBG-02 City of Pilot Point
Status: Completed 9/30/2020 12:00:00 AM
Location: ,
Objective: Create suitable living environments
Outcome: Availability/accessibility
Matrix Code: Fire Station/Equipment (03O)
National Objective: LMA

Activity to prevent, prepare for, and respond to Coronavirus: No

Initial Funding Date: 12/07/2018

Description:

Fire Truck Acquisition

Financing

	Fund Type	Grant Year	Grant	Funded Amount	Drawn In Program Year	Drawn Thru Program Year
CDBG	EN	2017	B17DC020001	\$170,000.00	\$17,000.00	\$170,000.00
Total	Total			\$170,000.00	\$17,000.00	\$170,000.00

Proposed Accomplishments

People (General) : 68
Total Population in Service Area: 68
Census Tract Percent Low / Mod: 55.80

Annual Accomplishments

Years	Accomplishment Narrative	# Benefitting
2017	Purchased Fire Truck.	



U.S. Department of Housing and Urban Development
Office of Community Planning and Development
Integrated Disbursement and Information System
CDBG Activity Summary Report (GPR) for Program Year 2020
ALASKA

Date: 10-Sep-2024
Time: 15:03
Page: 18

PGM Year: 2017

Project: 0024 - FFY17 CDBG

IDIS Activity: 2384 - 17-CDBG-03 City of Chignik

Status: Completed 12/15/2020 12:00:00 AM

Location: ,

Objective: Create suitable living environments

Outcome: Availability/accessibility

Matrix Code: Street Improvements (03K)

National Objective: LMA

Activity to prevent, prepare for, and respond to Coronavirus: No

Initial Funding Date: 12/07/2018

Description:

Chignik Dam Access Trail will address sustainable and affordable utilities to the community of Chignik by providing safe clean drinking water for the community. Without this trail necessary work on the dam and pipes will not be possible. This trail will allow for cars, trucks, and ATVs to have safe access to the entire pipeline for needed repairs.

Financing

	Fund Type	Grant Year	Grant	Funded Amount	Drawn In Program Year	Drawn Thru Program Year
CDBG	EN	2017	B17DC020001	\$548,344.00	\$109,436.49	\$548,344.00
Total	Total			\$548,344.00	\$109,436.49	\$548,344.00

Proposed Accomplishments

People (General) : 91

Total Population in Service Area: 91

Census Tract Percent Low / Mod: 60.40

Annual Accomplishments

Years	Accomplishment Narrative	# Benefitting
2017	Constructed the Chignik access dam trail.	



U.S. Department of Housing and Urban Development
Office of Community Planning and Development
Integrated Disbursement and Information System
CDBG Activity Summary Report (GPR) for Program Year 2020
ALASKA

Date: 10-Sep-2024
Time: 15:03
Page: 19

PGM Year: 2017
Project: 0024 - FFY17 CDBG
IDIS Activity: 2385 - 17-CDBG-05 City of Fairbanks

Status: Completed 10/15/2020 12:00:00 AM
Location: ,

Objective: Create suitable living environments
Outcome: Availability/accessibility
Matrix Code: Fire Station/Equipment (03O)

National Objective: LMA

Activity to prevent, prepare for, and respond to Coronavirus: No

Initial Funding Date: 12/07/2018

Description:

Aerial Platform Truck Purchase

Financing

	Fund Type	Grant Year	Grant	Funded Amount	Drawn In Program Year	Drawn Thru Program Year
CDBG	EN	Pre-2015		\$481,865.31	\$0.00	\$0.00
		2014	B14DC020001		\$112,264.45	\$481,865.31
		2015	B15DC020001	\$13,058.99	\$13,058.99	\$13,058.99
		2016	B16DC020001	\$3,882.49	\$3,882.49	\$3,882.49
		2017	B17DC020001	\$204,659.00	\$204,659.00	\$204,659.00
Total	Total			\$703,465.79	\$333,864.93	\$703,465.79

Proposed Accomplishments

People (General) : 19,100

Total Population in Service Area: 19,100

Census Tract Percent Low / Mod: 61.00

Annual Accomplishments

Years	Accomplishment Narrative	# Benefitting
2017	Purchased an Aerial Platform Fire Truck	



U.S. Department of Housing and Urban Development
Office of Community Planning and Development
Integrated Disbursement and Information System
CDBG Activity Summary Report (GPR) for Program Year 2020
ALASKA

Date: 10-Sep-2024
Time: 15:03
Page: 20

PGM Year: 2017
Project: 0024 - FFY17 CDBG
IDIS Activity: 2400 - 17-CDBG-01 City of Ouzinkie
Status: Completed 10/31/2020 12:00:00 AM
Location: ,
Objective: Create suitable living environments
Outcome: Availability/accessibility
Matrix Code: Water/Sewer Improvements (03J) **National Objective:** LMA

Activity to prevent, prepare for, and respond to Coronavirus: No

Initial Funding Date: 05/01/2019

Description:

Water transmission line replacement

Financing

	Fund Type	Grant Year	Grant	Funded Amount	Drawn In Program Year	Drawn Thru Program Year
CDBG	EN	2017	B17DC020001	\$677,117.00	\$30,000.00	\$677,117.00
Total	Total			\$677,117.00	\$30,000.00	\$677,117.00

Proposed Accomplishments

People (General) : 161

Total Population in Service Area: 161

Census Tract Percent Low / Mod: 56.50

Annual Accomplishments

Years	Accomplishment Narrative	# Benefitting
2017	Completed water transmission line replacement	



U.S. Department of Housing and Urban Development
Office of Community Planning and Development
Integrated Disbursement and Information System
CDBG Activity Summary Report (GPR) for Program Year 2020
ALASKA

Date: 10-Sep-2024
Time: 15:03
Page: 21

PGM Year:	2018				
Project:	0009 - FFY 19 CDBG				
IDIS Activity:	2405 - 18-CDBG-06 City of Hughes				
Status:	Completed 9/30/2020 12:00:00 AM	Objective:	Create suitable living environments		
Location:	,	Outcome:	Availability/accessibility		
		Matrix Code:	Other Public Improvements Not Listed in 03A-03S (03Z)	National Objective:	LMA

Activity to prevent, prepare for, and respond to Coronavirus: No

Initial Funding Date: 05/23/2019

Description:

Expand Hughes existing tank farm by purchasing and installing double walled fuel tanks for diesel and gasoline.

Financing

	Fund Type	Grant Year	Grant	Funded Amount	Drawn In Program Year	Drawn Thru Program Year
CDBG	EN	2018	B18DC020001	\$817,794.00	\$271,905.59	\$817,794.00
Total	Total			\$817,794.00	\$271,905.59	\$817,794.00

Proposed Accomplishments

People (General) : 77

Total Population in Service Area: 77

Census Tract Percent Low / Mod: 57.10

Annual Accomplishments

Years	Accomplishment Narrative	# Benefitting
2018	Completed Bulk Fuel Storage Facility	



U.S. Department of Housing and Urban Development
Office of Community Planning and Development
Integrated Disbursement and Information System
CDBG Activity Summary Report (GPR) for Program Year 2020
ALASKA

Date: 10-Sep-2024
Time: 15:03
Page: 22

PGM Year:	2018		
Project:	0009 - FFY 19 CDBG		
IDIS Activity:	2412 - 18-CDBG-04 City of Chefnak		
Status:	Completed 3/31/2022 12:00:00 AM	Objective:	Create suitable living environments
Location:	,	Outcome:	Availability/accessibility
		Matrix Code:	Other Public Improvements Not Listed in 03A-03S (03Z)
		National Objective:	LMA

Activity to prevent, prepare for, and respond to Coronavirus: No

Initial Funding Date: 06/26/2019

Description:

Construction-ready design documents of a Head Start Building

Financing

	Fund Type	Grant Year	Grant	Funded Amount	Drawn In Program Year	Drawn Thru Program Year
CDBG	EN	2018	B18DC020001	\$167,088.00	\$30,468.00	\$30,468.00
Total	Total			\$167,088.00	\$30,468.00	\$30,468.00

Proposed Accomplishments

People (General) : 436

Total Population in Service Area: 436

Census Tract Percent Low / Mod: 56.40

Annual Accomplishments

Years	Accomplishment Narrative	# Benefitting
2018	Head Start Building design completed.	



U.S. Department of Housing and Urban Development
Office of Community Planning and Development
Integrated Disbursement and Information System
CDBG Activity Summary Report (GPR) for Program Year 2020
ALASKA

Date: 10-Sep-2024
Time: 15:03
Page: 23

PGM Year: 2018
Project: 0009 - FFY 19 CDBG
IDIS Activity: 2413 - 18-CDBG-05 Kenai Peninsula Borough

Status: Completed 11/30/2020 12:00:00 AM
Location: ,

Objective: Create suitable living environments
Outcome: Availability/accessibility
Matrix Code: Fire Station/Equipment (03O)

National Objective: LMA

Activity to prevent, prepare for, and respond to Coronavirus: No

Initial Funding Date: 06/26/2019

Description:

Acquisition of a pumpertanker for Funny River Fire Station #5

Financing

	Fund Type	Grant Year	Grant	Funded Amount	Drawn In Program Year	Drawn Thru Program Year
CDBG	EN	2018	B18DC020001	\$487,500.00	\$48,750.00	\$487,500.00
Total	Total			\$487,500.00	\$48,750.00	\$487,500.00

Proposed Accomplishments

People (General) : 877
Total Population in Service Area: 877
Census Tract Percent Low / Mod: 52.50

Annual Accomplishments

Years	Accomplishment Narrative	# Benefitting
2018	Purchased a pumper/tanker for Funny River Fire Station #5	



U.S. Department of Housing and Urban Development
Office of Community Planning and Development
Integrated Disbursement and Information System
CDBG Activity Summary Report (GPR) for Program Year 2020
ALASKA

Date: 10-Sep-2024
Time: 15:03
Page: 24

PGM Year: 2018
Project: 0009 - FFY 19 CDBG
IDIS Activity: 2415 - 18-CDBG-07 City of Napakiak
Status: Completed 9/30/2020 12:00:00 AM
Location: ,

Objective:
Outcome:
Matrix Code: Planning (20) **National Objective:**

Activity to prevent, prepare for, and respond to Coronavirus: No

Initial Funding Date: 06/27/2019

Description:

Land Use Planning to include terrain analysis, geophysical screening, and geophysical investigations to identify a location to relocate the community.

Financing

	Fund Type	Grant Year	Grant	Funded Amount	Drawn In Program Year	Drawn Thru Program Year
CDBG	EN	2018	B18DC020001	\$537,188.00	\$10,345.67	\$537,188.00
Total	Total			\$537,188.00	\$10,345.67	\$537,188.00

Proposed Accomplishments

Actual Accomplishments

Number assisted:

	Owner		Renter		Total		Person	
	Total	Hispanic	Total	Hispanic	Total	Hispanic	Total	Hispanic
White:					0	0		
Black/African American:					0	0		
Asian:					0	0		
American Indian/Alaskan Native:					0	0		
Native Hawaiian/Other Pacific Islander:					0	0		
American Indian/Alaskan Native & White:					0	0		
Asian White:					0	0		
Black/African American & White:					0	0		
American Indian/Alaskan Native & Black/African American:					0	0		
Other multi-racial:					0	0		
Asian/Pacific Islander:					0	0		
Hispanic:					0	0		
Total:	0	0	0	0	0	0	0	0

Female-headed Households:

0



U.S. Department of Housing and Urban Development
Office of Community Planning and Development
Integrated Disbursement and Information System
CDBG Activity Summary Report (GPR) for Program Year 2020
ALASKA

Date: 10-Sep-2024
Time: 15:03
Page: 25

Income Category:

	Owner	Renter	Total	Person
Extremely Low			0	
Low Mod			0	
Moderate			0	
Non Low Moderate			0	
Total	0	0	0	0
Percent Low/Mod				

Annual Accomplishments

No data returned for this view. This might be because the applied filter excludes all data.



U.S. Department of Housing and Urban Development
Office of Community Planning and Development
Integrated Disbursement and Information System
CDBG Activity Summary Report (GPR) for Program Year 2020
ALASKA

Date: 10-Sep-2024
Time: 15:03
Page: 26

PGM Year: 2018
Project: 0009 - FFY 19 CDBG
IDIS Activity: 2418 - 18-CDBG-01 City of Port Alexander

Status: Completed 6/30/2020 12:00:00 AM
Location: ,

Objective: Create suitable living environments
Outcome: Availability/accessibility
Matrix Code: Water/Sewer Improvements (03J)

National Objective: LMA

Activity to prevent, prepare for, and respond to Coronavirus: No

Initial Funding Date: 08/01/2019

Description:

Water Tank System Engineering and Design Plans

Financing

	Fund Type	Grant Year	Grant	Funded Amount	Drawn In Program Year	Drawn Thru Program Year
CDBG	EN	2018	B18DC020001	\$67,570.00	\$8,945.50	\$67,570.00
Total	Total			\$67,570.00	\$8,945.50	\$67,570.00

Proposed Accomplishments

People (General) : 45
Total Population in Service Area: 45
Census Tract Percent Low / Mod: 53.30

Annual Accomplishments

Years	Accomplishment Narrative	# Benefitting
2018	Completed final engineering and design plans for Port Alexander Water Tank System.	



U.S. Department of Housing and Urban Development
Office of Community Planning and Development
Integrated Disbursement and Information System
CDBG Activity Summary Report (GPR) for Program Year 2020
ALASKA

Date: 10-Sep-2024
Time: 15:03
Page: 27

PGM Year: 2018
Project: 0009 - FFY 19 CDBG
IDIS Activity: 2419 - 18-CDBG-02 City and Borough of Wrangell

Status: Completed 6/18/2021 12:00:00 AM
Location: ,

Objective: Create suitable living environments
Outcome: Availability/accessibility
Matrix Code: Fire Station/Equipment (03O)

National Objective: LMA

Activity to prevent, prepare for, and respond to Coronavirus: No

Initial Funding Date: 08/01/2019

Description:

Fire Truck Acquisition

Financing

	Fund Type	Grant Year	Grant	Funded Amount	Drawn In Program Year	Drawn Thru Program Year
CDBG	EN	2018	B18DC020001	\$337,500.00	\$0.00	\$303,750.00
Total	Total			\$337,500.00	\$0.00	\$303,750.00

Proposed Accomplishments

People (General) : 2,369
Total Population in Service Area: 2,369
Census Tract Percent Low / Mod: 52.80

Annual Accomplishments

Years	Accomplishment Narrative	# Benefitting
2018	Completed acquisition of fire truck for the community.	



U.S. Department of Housing and Urban Development
Office of Community Planning and Development
Integrated Disbursement and Information System
CDBG Activity Summary Report (GPR) for Program Year 2020
ALASKA

Date: 10-Sep-2024
Time: 15:03
Page: 28

PGM Year: 2018
Project: 0009 - FFY 19 CDBG
IDIS Activity: 2451 - FFY 18 State Administration

Status: Open
Location: ,

Objective:
Outcome:
Matrix Code: State Administration (21J) **National Objective:**

Activity to prevent, prepare for, and respond to Coronavirus: No

Initial Funding Date: 01/30/2020

Description:
FFY 18 State Administration

Financing

	Fund Type	Grant Year	Grant	Funded Amount	Drawn In Program Year	Drawn Thru Program Year
CDBG	EN	2018	B18DC020001	\$39,112.34	\$0.00	\$0.00
Total	Total			\$39,112.34	\$0.00	\$0.00

Proposed Accomplishments

Actual Accomplishments

Number assisted:

	Owner		Renter		Total		Person	
	Total	Hispanic	Total	Hispanic	Total	Hispanic	Total	Hispanic
White:					0	0		
Black/African American:					0	0		
Asian:					0	0		
American Indian/Alaskan Native:					0	0		
Native Hawaiian/Other Pacific Islander:					0	0		
American Indian/Alaskan Native & White:					0	0		
Asian White:					0	0		
Black/African American & White:					0	0		
American Indian/Alaskan Native & Black/African American:					0	0		
Other multi-racial:					0	0		
Asian/Pacific Islander:					0	0		
Hispanic:					0	0		
Total:	0	0	0	0	0	0	0	0

Female-headed Households:

0



U.S. Department of Housing and Urban Development
Office of Community Planning and Development
Integrated Disbursement and Information System
CDBG Activity Summary Report (GPR) for Program Year 2020
ALASKA

Date: 10-Sep-2024
Time: 15:03
Page: 29

Income Category:

	Owner	Renter	Total	Person
Extremely Low			0	
Low Mod			0	
Moderate			0	
Non Low Moderate			0	
Total	0	0	0	0
Percent Low/Mod				

Annual Accomplishments

No data returned for this view. This might be because the applied filter excludes all data.



U.S. Department of Housing and Urban Development
Office of Community Planning and Development
Integrated Disbursement and Information System
CDBG Activity Summary Report (GPR) for Program Year 2020
ALASKA

Date: 10-Sep-2024
Time: 15:03
Page: 30

PGM Year: 2018
Project: 0009 - FFY 19 CDBG
IDIS Activity: 2452 - FFY 18 1% Technical Assistance

Status: Open
Location: ,

Objective:
Outcome:
Matrix Code: State CDBG Technical Assistance to Grantees (19H) **National Objective:**

Activity to prevent, prepare for, and respond to Coronavirus: No

Initial Funding Date: 01/30/2020

Description:
FFY 18 1% Technical Assistance

Financing

	Fund Type	Grant Year	Grant	Funded Amount	Drawn In Program Year	Drawn Thru Program Year
CDBG	EN	2018	B18DC020001	\$15,443.66	\$0.00	\$0.00
Total	Total			\$15,443.66	\$0.00	\$0.00

Proposed Accomplishments

Actual Accomplishments

Number assisted:

	Owner		Renter		Total		Person	
	Total	Hispanic	Total	Hispanic	Total	Hispanic	Total	Hispanic
White:					0	0		
Black/African American:					0	0		
Asian:					0	0		
American Indian/Alaskan Native:					0	0		
Native Hawaiian/Other Pacific Islander:					0	0		
American Indian/Alaskan Native & White:					0	0		
Asian White:					0	0		
Black/African American & White:					0	0		
American Indian/Alaskan Native & Black/African American:					0	0		
Other multi-racial:					0	0		
Asian/Pacific Islander:					0	0		
Hispanic:					0	0		
Total:	0	0	0	0	0	0	0	0

Female-headed Households:

0



U.S. Department of Housing and Urban Development
Office of Community Planning and Development
Integrated Disbursement and Information System
CDBG Activity Summary Report (GPR) for Program Year 2020
ALASKA

Date: 10-Sep-2024

Time: 15:03

Page: 31

Income Category:

	Owner	Renter	Total	Person
Extremely Low			0	
Low Mod			0	
Moderate			0	
Non Low Moderate			0	
Total	0	0	0	0
Percent Low/Mod				

Annual Accomplishments

No data returned for this view. This might be because the applied filter excludes all data.



U.S. Department of Housing and Urban Development
Office of Community Planning and Development
Integrated Disbursement and Information System
CDBG Activity Summary Report (GPR) for Program Year 2020
ALASKA

Date: 10-Sep-2024
Time: 15:03
Page: 32

PGM Year: 2019
Project: 0006 - FFY 19 CDBG
IDIS Activity: 2480 - FFY 19 1% Technical Assistance

Status: Open
Location: ,

Objective:
Outcome:
Matrix Code: State CDBG Technical Assistance to Grantees (19H) **National Objective:**

Activity to prevent, prepare for, and respond to Coronavirus: No

Initial Funding Date: 08/28/2020

Description:
FFY 19 1% Technical Assistance

Financing

	Fund Type	Grant Year	Grant	Funded Amount	Drawn In Program Year	Drawn Thru Program Year
CDBG	EN	2019	B19DC020001	\$30,177.00	\$0.00	\$0.00
Total	Total			\$30,177.00	\$0.00	\$0.00

Proposed Accomplishments

Actual Accomplishments

Number assisted:

	Owner		Renter		Total		Person	
	Total	Hispanic	Total	Hispanic	Total	Hispanic	Total	Hispanic
White:					0	0		
Black/African American:					0	0		
Asian:					0	0		
American Indian/Alaskan Native:					0	0		
Native Hawaiian/Other Pacific Islander:					0	0		
American Indian/Alaskan Native & White:					0	0		
Asian White:					0	0		
Black/African American & White:					0	0		
American Indian/Alaskan Native & Black/African American:					0	0		
Other multi-racial:					0	0		
Asian/Pacific Islander:					0	0		
Hispanic:					0	0		
Total:	0	0	0	0	0	0	0	0

Female-headed Households:

0



U.S. Department of Housing and Urban Development
Office of Community Planning and Development
Integrated Disbursement and Information System
CDBG Activity Summary Report (GPR) for Program Year 2020
ALASKA

Date: 10-Sep-2024

Time: 15:03

Page: 33

Income Category:

	Owner	Renter	Total	Person
Extremely Low			0	
Low Mod			0	
Moderate			0	
Non Low Moderate			0	
Total	0	0	0	0
Percent Low/Mod				

Annual Accomplishments

No data returned for this view. This might be because the applied filter excludes all data.



U.S. Department of Housing and Urban Development
Office of Community Planning and Development
Integrated Disbursement and Information System
CDBG Activity Summary Report (GPR) for Program Year 2020
ALASKA

Date: 10-Sep-2024
Time: 15:03
Page: 34

PGM Year: 2019
Project: 0006 - FFY 19 CDBG
IDIS Activity: 2481 - FY 19 State Administration

Status: Open
Location: ,

Objective:
Outcome:
Matrix Code: State Administration (21J) **National Objective:**

Activity to prevent, prepare for, and respond to Coronavirus: No

Initial Funding Date: 08/28/2020

Description:
FFY 19 State Administration
Financing

	Fund Type	Grant Year	Grant	Funded Amount	Drawn In Program Year	Drawn Thru Program Year
CDBG	EN	2019	B19DC020001	\$160,354.00	\$0.00	\$0.00
Total	Total			\$160,354.00	\$0.00	\$0.00

Proposed Accomplishments

Actual Accomplishments

Number assisted:

	Owner		Renter		Total		Person	
	Total	Hispanic	Total	Hispanic	Total	Hispanic	Total	Hispanic
White:					0	0		
Black/African American:					0	0		
Asian:					0	0		
American Indian/Alaskan Native:					0	0		
Native Hawaiian/Other Pacific Islander:					0	0		
American Indian/Alaskan Native & White:					0	0		
Asian White:					0	0		
Black/African American & White:					0	0		
American Indian/Alaskan Native & Black/African American:					0	0		
Other multi-racial:					0	0		
Asian/Pacific Islander:					0	0		
Hispanic:					0	0		
Total:	0	0	0	0	0	0	0	0

Female-headed Households:

0



U.S. Department of Housing and Urban Development
Office of Community Planning and Development
Integrated Disbursement and Information System
CDBG Activity Summary Report (GPR) for Program Year 2020
ALASKA

Date: 10-Sep-2024
Time: 15:03
Page: 35

Income Category:

	Owner	Renter	Total	Person
Extremely Low			0	
Low Mod			0	
Moderate			0	
Non Low Moderate			0	
Total	0	0	0	0
Percent Low/Mod				

Annual Accomplishments

No data returned for this view. This might be because the applied filter excludes all data.



U.S. Department of Housing and Urban Development
Office of Community Planning and Development
Integrated Disbursement and Information System
CDBG Activity Summary Report (GPR) for Program Year 2020
ALASKA

Date: 10-Sep-2024
Time: 15:03
Page: 36

PGM Year:	2019		
Project:	0006 - FFY 19 CDBG		
IDIS Activity:	2508 - 19-CDBG-02 City of Saint Mary's		
Status:	Completed 12/31/2022 12:00:00 AM	Objective:	Create suitable living environments
Location:	,	Outcome:	Availability/accessibility
		Matrix Code:	Other Public Improvements Not Listed in 03A-03S (03Z)
		National Objective:	LMA

Activity to prevent, prepare for, and respond to Coronavirus: No

Initial Funding Date: 06/09/2021

Description:

Purchase construction materials for new power plant in Saint Mary's

Financing

	Fund Type	Grant Year	Grant	Funded Amount	Drawn In Program Year	Drawn Thru Program Year
CDBG	EN	2019	B19DC020001	\$850,000.00	\$0.00	\$0.00
Total	Total			\$850,000.00	\$0.00	\$0.00

Proposed Accomplishments

People (General) : 587

Total Population in Service Area: 587

Census Tract Percent Low / Mod: 63.00

Annual Accomplishments

Years	Accomplishment Narrative	# Benefitting
2019	Completed construction of the power plant in St. Mary's	



U.S. Department of Housing and Urban Development
Office of Community Planning and Development
Integrated Disbursement and Information System
CDBG Activity Summary Report (GPR) for Program Year 2020
ALASKA

Date: 10-Sep-2024
Time: 15:03
Page: 37

PGM Year:	2019		
Project:	0006 - FFY 19 CDBG		
IDIS Activity:	2509 - 19-CDBG-01 City of Ketchikan		
Status:	Completed 12/31/2021 12:00:00 AM	Objective:	Create suitable living environments
Location:	,	Outcome:	Availability/accessibility
		Matrix Code:	Homeless Facilities (not operating costs) (03C)
		National Objective:	LMC

Activity to prevent, prepare for, and respond to Coronavirus: No

Initial Funding Date: 06/09/2021

Description:

Renovate a juvenile detention holding center into a domestic violence shelter.

Financing

	Fund Type	Grant Year	Grant	Funded Amount	Drawn In Program Year	Drawn Thru Program Year
CDBG	EN	2019	B19DC020001	\$850,000.00	\$0.00	\$0.00
Total	Total			\$850,000.00	\$0.00	\$0.00

Proposed Accomplishments

People (General) : 264

Actual Accomplishments

Number assisted:

	Owner		Renter		Total		Person	
	Total	Hispanic	Total	Hispanic	Total	Hispanic	Total	Hispanic
White:	0	0	0	0	0	0	157	0
Black/African American:	0	0	0	0	0	0	2	0
Asian:	0	0	0	0	0	0	32	0
American Indian/Alaskan Native:	0	0	0	0	0	0	39	0
Native Hawaiian/Other Pacific Islander:	0	0	0	0	0	0	3	0
American Indian/Alaskan Native & White:	0	0	0	0	0	0	0	0
Asian White:	0	0	0	0	0	0	0	0
Black/African American & White:	0	0	0	0	0	0	0	0
American Indian/Alaskan Native & Black/African American:	0	0	0	0	0	0	0	0
Other multi-racial:	0	0	0	0	0	0	31	0
Asian/Pacific Islander:	0	0	0	0	0	0	0	0
Hispanic:	0	0	0	0	0	0	0	0
Total:	0	0	0	0	0	0	264	0



U.S. Department of Housing and Urban Development
Office of Community Planning and Development
Integrated Disbursement and Information System
CDBG Activity Summary Report (GPR) for Program Year 2020
ALASKA

Date: 10-Sep-2024
Time: 15:03
Page: 38

Female-headed Households: 0 0 0

Income Category:

	Owner	Renter	Total	Person
Extremely Low	0	0	0	200
Low Mod	0	0	0	64
Moderate	0	0	0	0
Non Low Moderate	0	0	0	0
Total	0	0	0	264
Percent Low/Mod				100.0%

Annual Accomplishments

Years	Accomplishment Narrative	# Benefitting
2019	Completed renovation of the juvenile detention facility to a domestic violence shelter.	



U.S. Department of Housing and Urban Development
Office of Community Planning and Development
Integrated Disbursement and Information System
CDBG Activity Summary Report (GPR) for Program Year 2020
ALASKA

Date: 10-Sep-2024
Time: 15:03
Page: 39

PGM Year: 2020
Project: 0017 - FFY 20 CDBG
IDIS Activity: 2518 - 20-CDBG-05 City of Mekoryuk
Status: Completed 3/31/2023 12:00:00 AM
Location: ,
Objective:
Outcome:
Matrix Code: Planning (20)
National Objective:

Activity to prevent, prepare for, and respond to Coronavirus: No

Initial Funding Date: 08/24/2021

Description:

Mekoryuk Community Plan Update

Financing

	Fund Type	Grant Year	Grant	Funded Amount	Drawn In Program Year	Drawn Thru Program Year
CDBG	EN	2020	B20DC020001	\$11,326.33	\$36.99	\$36.99
Total	Total			\$11,326.33	\$36.99	\$36.99

Proposed Accomplishments

Actual Accomplishments

Number assisted:

	Owner		Renter		Total		Person	
	Total	Hispanic	Total	Hispanic	Total	Hispanic	Total	Hispanic
White:					0	0		
Black/African American:					0	0		
Asian:					0	0		
American Indian/Alaskan Native:					0	0		
Native Hawaiian/Other Pacific Islander:					0	0		
American Indian/Alaskan Native & White:					0	0		
Asian White:					0	0		
Black/African American & White:					0	0		
American Indian/Alaskan Native & Black/African American:					0	0		
Other multi-racial:					0	0		
Asian/Pacific Islander:					0	0		
Hispanic:					0	0		
Total:	0	0	0	0	0	0	0	0

Female-headed Households:

0



U.S. Department of Housing and Urban Development
Office of Community Planning and Development
Integrated Disbursement and Information System
CDBG Activity Summary Report (GPR) for Program Year 2020
ALASKA

Date: 10-Sep-2024

Time: 15:03

Page: 40

Income Category:

	Owner	Renter	Total	Person
Extremely Low			0	
Low Mod			0	
Moderate			0	
Non Low Moderate			0	
Total	0	0	0	0
Percent Low/Mod				

Annual Accomplishments

No data returned for this view. This might be because the applied filter excludes all data.



U.S. Department of Housing and Urban Development
Office of Community Planning and Development
Integrated Disbursement and Information System
CDBG Activity Summary Report (GPR) for Program Year 2020
ALASKA

Date: 10-Sep-2024

Time: 15:03

Page: 41

Total Funded Amount:	\$7,174,497.12
Total Drawn Thru Program Year:	\$5,017,156.63
Total Drawn In Program Year:	\$962,903.46



U.S. Department of Housing and Urban Development
Office of Community Planning and Development
Integrated Disbursement and Information System
CDBG Activity Summary Report (GPR) for Program Year 2021
ALASKA

Date: 10-Sep-2024
Time: 15:04
Page: 1

PGM Year: 2017
Project: 0024 - FFY17 CDBG
IDIS Activity: 2380 - FFY 17 State Administration

Status: Open
Location: ,

Objective:
Outcome:
Matrix Code: State Administration (21J) **National Objective:**

Activity to prevent, prepare for, and respond to Coronavirus: No

Initial Funding Date: 12/06/2018

Description:

Financing

	Fund Type	Grant Year	Grant	Funded Amount	Drawn In Program Year	Drawn Thru Program Year
CDBG	EN	2017	B17DC020001	\$152,580.00	\$10,984.18	\$152,580.00
Total	Total			\$152,580.00	\$10,984.18	\$152,580.00

Proposed Accomplishments

Actual Accomplishments

Number assisted:

	Owner		Renter		Total		Person	
	Total	Hispanic	Total	Hispanic	Total	Hispanic	Total	Hispanic
White:					0	0		
Black/African American:					0	0		
Asian:					0	0		
American Indian/Alaskan Native:					0	0		
Native Hawaiian/Other Pacific Islander:					0	0		
American Indian/Alaskan Native & White:					0	0		
Asian White:					0	0		
Black/African American & White:					0	0		
American Indian/Alaskan Native & Black/African American:					0	0		
Other multi-racial:					0	0		
Asian/Pacific Islander:					0	0		
Hispanic:					0	0		
Total:	0	0	0	0	0	0	0	0
Female-headed Households:					0			



U.S. Department of Housing and Urban Development
Office of Community Planning and Development
Integrated Disbursement and Information System
CDBG Activity Summary Report (GPR) for Program Year 2021
ALASKA

Date: 10-Sep-2024

Time: 15:04

Page: 2

Income Category:

	Owner	Renter	Total	Person
Extremely Low			0	
Low Mod			0	
Moderate			0	
Non Low Moderate			0	
Total	0	0	0	0
Percent Low/Mod				

Annual Accomplishments

No data returned for this view. This might be because the applied filter excludes all data.



U.S. Department of Housing and Urban Development
Office of Community Planning and Development
Integrated Disbursement and Information System
CDBG Activity Summary Report (GPR) for Program Year 2021
ALASKA

Date: 10-Sep-2024
Time: 15:04
Page: 3

PGM Year: 2017
Project: 0024 - FFY17 CDBG
IDIS Activity: 2381 - FFY 17 1% Technical Assistance

Status: Open
Location: ,

Objective:
Outcome:
Matrix Code: State Administration (21J) **National Objective:**

Activity to prevent, prepare for, and respond to Coronavirus: No

Initial Funding Date: 12/06/2018

Description:

Financing

	Fund Type	Grant Year	Grant	Funded Amount	Drawn In Program Year	Drawn Thru Program Year
CDBG	EN	2017	B17DC020001	\$26,289.00	\$11,348.50	\$18,027.53
Total	Total			\$26,289.00	\$11,348.50	\$18,027.53

Proposed Accomplishments

Actual Accomplishments

Number assisted:

	Owner		Renter		Total		Person	
	Total	Hispanic	Total	Hispanic	Total	Hispanic	Total	Hispanic
White:					0	0		
Black/African American:					0	0		
Asian:					0	0		
American Indian/Alaskan Native:					0	0		
Native Hawaiian/Other Pacific Islander:					0	0		
American Indian/Alaskan Native & White:					0	0		
Asian White:					0	0		
Black/African American & White:					0	0		
American Indian/Alaskan Native & Black/African American:					0	0		
Other multi-racial:					0	0		
Asian/Pacific Islander:					0	0		
Hispanic:					0	0		
Total:	0	0	0	0	0	0	0	0
Female-headed Households:					0			



U.S. Department of Housing and Urban Development
Office of Community Planning and Development
Integrated Disbursement and Information System
CDBG Activity Summary Report (GPR) for Program Year 2021
ALASKA

Date: 10-Sep-2024

Time: 15:04

Page: 4

Income Category:

	Owner	Renter	Total	Person
Extremely Low			0	
Low Mod			0	
Moderate			0	
Non Low Moderate			0	
Total	0	0	0	0
Percent Low/Mod				

Annual Accomplishments

No data returned for this view. This might be because the applied filter excludes all data.



U.S. Department of Housing and Urban Development
Office of Community Planning and Development
Integrated Disbursement and Information System
CDBG Activity Summary Report (GPR) for Program Year 2021
ALASKA

Date: 10-Sep-2024
Time: 15:04
Page: 5

PGM Year:	2018		
Project:	0009 - FFY 19 CDBG		
IDIS Activity:	2412 - 18-CDBG-04 City of Chefnak		
Status:	Completed 3/31/2022 12:00:00 AM	Objective:	Create suitable living environments
Location:	,	Outcome:	Availability/accessibility
		Matrix Code:	Other Public Improvements Not Listed in 03A-03S (03Z)
		National Objective:	LMA

Activity to prevent, prepare for, and respond to Coronavirus: No

Initial Funding Date: 06/26/2019

Description:

Construction-ready design documents of a Head Start Building

Financing

	Fund Type	Grant Year	Grant	Funded Amount	Drawn In Program Year	Drawn Thru Program Year
CDBG	EN	2018	B18DC020001	\$167,088.00	\$136,620.00	\$167,088.00
Total	Total			\$167,088.00	\$136,620.00	\$167,088.00

Proposed Accomplishments

People (General) : 436

Total Population in Service Area: 436

Census Tract Percent Low / Mod: 56.40

Annual Accomplishments

Years	Accomplishment Narrative	# Benefitting
2018	Head Start Building design completed.	



U.S. Department of Housing and Urban Development
Office of Community Planning and Development
Integrated Disbursement and Information System
CDBG Activity Summary Report (GPR) for Program Year 2021
ALASKA

Date: 10-Sep-2024
Time: 15:04
Page: 6

PGM Year: 2018
Project: 0009 - FFY 19 CDBG
IDIS Activity: 2419 - 18-CDBG-02 City and Borough of Wrangell

Status: Completed 6/18/2021 12:00:00 AM
Location: ,

Objective: Create suitable living environments
Outcome: Availability/accessibility
Matrix Code: Fire Station/Equipment (03O)

National Objective: LMA

Activity to prevent, prepare for, and respond to Coronavirus: No

Initial Funding Date: 08/01/2019

Description:

Fire Truck Acquisition

Financing

	Fund Type	Grant Year	Grant	Funded Amount	Drawn In Program Year	Drawn Thru Program Year
CDBG	EN	2018	B18DC020001	\$337,500.00	\$33,750.00	\$337,500.00
Total	Total			\$337,500.00	\$33,750.00	\$337,500.00

Proposed Accomplishments

People (General) : 2,369
Total Population in Service Area: 2,369
Census Tract Percent Low / Mod: 52.80

Annual Accomplishments

Years	Accomplishment Narrative	# Benefitting
2018	Completed acquisition of fire truck for the community.	



U.S. Department of Housing and Urban Development
Office of Community Planning and Development
Integrated Disbursement and Information System
CDBG Activity Summary Report (GPR) for Program Year 2021
ALASKA

Date: 10-Sep-2024
Time: 15:04
Page: 7

PGM Year: 2018
Project: 0009 - FFY 19 CDBG
IDIS Activity: 2451 - FFY 18 State Administration

Status: Open
Location: ,

Objective:
Outcome:
Matrix Code: State Administration (21J) **National Objective:**

Activity to prevent, prepare for, and respond to Coronavirus: No

Initial Funding Date: 01/30/2020

Description:
FFY 18 State Administration
Financing

	Fund Type	Grant Year	Grant	Funded Amount	Drawn In Program Year	Drawn Thru Program Year
CDBG	EN	2018	B18DC020001	\$39,112.34	\$103,537.65	\$103,537.65
Total	Total			\$39,112.34	\$103,537.65	\$103,537.65

Proposed Accomplishments

Actual Accomplishments

Number assisted:

	Owner		Renter		Total		Person	
	Total	Hispanic	Total	Hispanic	Total	Hispanic	Total	Hispanic
White:					0	0		
Black/African American:					0	0		
Asian:					0	0		
American Indian/Alaskan Native:					0	0		
Native Hawaiian/Other Pacific Islander:					0	0		
American Indian/Alaskan Native & White:					0	0		
Asian White:					0	0		
Black/African American & White:					0	0		
American Indian/Alaskan Native & Black/African American:					0	0		
Other multi-racial:					0	0		
Asian/Pacific Islander:					0	0		
Hispanic:					0	0		
Total:	0	0	0	0	0	0	0	0

Female-headed Households:

0



U.S. Department of Housing and Urban Development
Office of Community Planning and Development
Integrated Disbursement and Information System
CDBG Activity Summary Report (GPR) for Program Year 2021
ALASKA

Date: 10-Sep-2024
Time: 15:04
Page: 8

Income Category:

	Owner	Renter	Total	Person
Extremely Low			0	
Low Mod			0	
Moderate			0	
Non Low Moderate			0	
Total	0	0	0	0
Percent Low/Mod				

Annual Accomplishments

No data returned for this view. This might be because the applied filter excludes all data.



U.S. Department of Housing and Urban Development
Office of Community Planning and Development
Integrated Disbursement and Information System
CDBG Activity Summary Report (GPR) for Program Year 2021
ALASKA

Date: 10-Sep-2024
Time: 15:04
Page: 9

PGM Year: 2018
Project: 0009 - FFY 19 CDBG
IDIS Activity: 2452 - FFY 18 1% Technical Assistance

Status: Open
Location: ,

Objective:
Outcome:
Matrix Code: State CDBG Technical Assistance to Grantees (19H) **National Objective:**

Activity to prevent, prepare for, and respond to Coronavirus: No

Initial Funding Date: 01/30/2020

Description:
FFY 18 1% Technical Assistance

Financing

	Fund Type	Grant Year	Grant	Funded Amount	Drawn In Program Year	Drawn Thru Program Year
CDBG	EN	2018	B18DC020001	\$15,443.66	\$0.00	\$0.00
Total	Total			\$15,443.66	\$0.00	\$0.00

Proposed Accomplishments

Actual Accomplishments

Number assisted:

	Owner		Renter		Total		Person	
	Total	Hispanic	Total	Hispanic	Total	Hispanic	Total	Hispanic
White:					0	0		
Black/African American:					0	0		
Asian:					0	0		
American Indian/Alaskan Native:					0	0		
Native Hawaiian/Other Pacific Islander:					0	0		
American Indian/Alaskan Native & White:					0	0		
Asian White:					0	0		
Black/African American & White:					0	0		
American Indian/Alaskan Native & Black/African American:					0	0		
Other multi-racial:					0	0		
Asian/Pacific Islander:					0	0		
Hispanic:					0	0		
Total:	0	0	0	0	0	0	0	0

Female-headed Households:

0



U.S. Department of Housing and Urban Development
Office of Community Planning and Development
Integrated Disbursement and Information System
CDBG Activity Summary Report (GPR) for Program Year 2021
ALASKA

Date: 10-Sep-2024
Time: 15:04
Page: 10

Income Category:

	Owner	Renter	Total	Person
Extremely Low			0	
Low Mod			0	
Moderate			0	
Non Low Moderate			0	
Total	0	0	0	0
Percent Low/Mod				

Annual Accomplishments

No data returned for this view. This might be because the applied filter excludes all data.



U.S. Department of Housing and Urban Development
Office of Community Planning and Development
Integrated Disbursement and Information System
CDBG Activity Summary Report (GPR) for Program Year 2021
ALASKA

Date: 10-Sep-2024
Time: 15:04
Page: 11

PGM Year: 2019
Project: 0006 - FFY 19 CDBG
IDIS Activity: 2480 - FFY 19 1% Technical Assistance

Status: Open
Location: ,

Objective:
Outcome:
Matrix Code: State CDBG Technical Assistance to Grantees (19H) **National Objective:**

Activity to prevent, prepare for, and respond to Coronavirus: No

Initial Funding Date: 08/28/2020

Description:
FFY 19 1% Technical Assistance

Financing

	Fund Type	Grant Year	Grant	Funded Amount	Drawn In Program Year	Drawn Thru Program Year
CDBG	EN	2019	B19DC020001	\$30,177.00	\$0.00	\$0.00
Total	Total			\$30,177.00	\$0.00	\$0.00

Proposed Accomplishments

Actual Accomplishments

Number assisted:

	Owner		Renter		Total		Person	
	Total	Hispanic	Total	Hispanic	Total	Hispanic	Total	Hispanic
White:					0	0		
Black/African American:					0	0		
Asian:					0	0		
American Indian/Alaskan Native:					0	0		
Native Hawaiian/Other Pacific Islander:					0	0		
American Indian/Alaskan Native & White:					0	0		
Asian White:					0	0		
Black/African American & White:					0	0		
American Indian/Alaskan Native & Black/African American:					0	0		
Other multi-racial:					0	0		
Asian/Pacific Islander:					0	0		
Hispanic:					0	0		
Total:	0	0	0	0	0	0	0	0

Female-headed Households:

0



U.S. Department of Housing and Urban Development
Office of Community Planning and Development
Integrated Disbursement and Information System
CDBG Activity Summary Report (GPR) for Program Year 2021
ALASKA

Date: 10-Sep-2024

Time: 15:04

Page: 12

Income Category:

	Owner	Renter	Total	Person
Extremely Low			0	
Low Mod			0	
Moderate			0	
Non Low Moderate			0	
Total	0	0	0	0
Percent Low/Mod				

Annual Accomplishments

No data returned for this view. This might be because the applied filter excludes all data.



U.S. Department of Housing and Urban Development
Office of Community Planning and Development
Integrated Disbursement and Information System
CDBG Activity Summary Report (GPR) for Program Year 2021
ALASKA

Date: 10-Sep-2024
Time: 15:04
Page: 13

PGM Year: 2019
Project: 0006 - FFY 19 CDBG
IDIS Activity: 2481 - FY 19 State Administration

Status: Open
Location: ,

Objective:
Outcome:
Matrix Code: State Administration (21J) **National Objective:**

Activity to prevent, prepare for, and respond to Coronavirus: No

Initial Funding Date: 08/28/2020

Description:
FFY 19 State Administration
Financing

	Fund Type	Grant Year	Grant	Funded Amount	Drawn In Program Year	Drawn Thru Program Year
CDBG	EN	2019	B19DC020001	\$160,354.00	\$0.00	\$0.00
Total	Total			\$160,354.00	\$0.00	\$0.00

Proposed Accomplishments

Actual Accomplishments

Number assisted:

	Owner		Renter		Total		Person	
	Total	Hispanic	Total	Hispanic	Total	Hispanic	Total	Hispanic
White:					0	0		
Black/African American:					0	0		
Asian:					0	0		
American Indian/Alaskan Native:					0	0		
Native Hawaiian/Other Pacific Islander:					0	0		
American Indian/Alaskan Native & White:					0	0		
Asian White:					0	0		
Black/African American & White:					0	0		
American Indian/Alaskan Native & Black/African American:					0	0		
Other multi-racial:					0	0		
Asian/Pacific Islander:					0	0		
Hispanic:					0	0		
Total:	0	0	0	0	0	0	0	0

Female-headed Households:

0



U.S. Department of Housing and Urban Development
Office of Community Planning and Development
Integrated Disbursement and Information System
CDBG Activity Summary Report (GPR) for Program Year 2021
ALASKA

Date: 10-Sep-2024
Time: 15:04
Page: 14

Income Category:

	Owner	Renter	Total	Person
Extremely Low			0	
Low Mod			0	
Moderate			0	
Non Low Moderate			0	
Total	0	0	0	0
Percent Low/Mod				

Annual Accomplishments

No data returned for this view. This might be because the applied filter excludes all data.



U.S. Department of Housing and Urban Development
Office of Community Planning and Development
Integrated Disbursement and Information System
CDBG Activity Summary Report (GPR) for Program Year 2021
ALASKA

Date: 10-Sep-2024
Time: 15:04
Page: 15

PGM Year:	2019		
Project:	0006 - FFY 19 CDBG		
IDIS Activity:	2508 - 19-CDBG-02 City of Saint Mary's		
Status:	Completed 12/31/2022 12:00:00 AM	Objective:	Create suitable living environments
Location:	,	Outcome:	Availability/accessibility
		Matrix Code:	Other Public Improvements Not Listed in 03A-03S (03Z)
		National Objective:	LMA

Activity to prevent, prepare for, and respond to Coronavirus: No

Initial Funding Date: 06/09/2021

Description:

Purchase construction materials for new power plant in Saint Mary's

Financing

	Fund Type	Grant Year	Grant	Funded Amount	Drawn In Program Year	Drawn Thru Program Year
CDBG	EN	2019	B19DC020001	\$850,000.00	\$765,000.00	\$765,000.00
Total	Total			\$850,000.00	\$765,000.00	\$765,000.00

Proposed Accomplishments

People (General) : 587

Total Population in Service Area: 587

Census Tract Percent Low / Mod: 63.00

Annual Accomplishments

Years	Accomplishment Narrative	# Benefitting
2019	Completed construction of the power plant in St. Mary's	



U.S. Department of Housing and Urban Development
Office of Community Planning and Development
Integrated Disbursement and Information System
CDBG Activity Summary Report (GPR) for Program Year 2021
ALASKA

Date: 10-Sep-2024
Time: 15:04
Page: 16

PGM Year: 2019
Project: 0006 - FFY 19 CDBG
IDIS Activity: 2509 - 19-CDBG-01 City of Ketchikan

Status: Completed 12/31/2021 12:00:00 AM
Location: ,

Objective: Create suitable living environments
Outcome: Availability/accessibility
Matrix Code: Homeless Facilities (not operating costs) (03C)

National Objective: LMC

Activity to prevent, prepare for, and respond to Coronavirus: No

Initial Funding Date: 06/09/2021

Description:

Renovate a juvenile detention holding center into a domestic violence shelter.

Financing

	Fund Type	Grant Year	Grant	Funded Amount	Drawn In Program Year	Drawn Thru Program Year
CDBG	EN	2019	B19DC020001	\$850,000.00	\$850,000.00	\$850,000.00
Total	Total			\$850,000.00	\$850,000.00	\$850,000.00

Proposed Accomplishments

People (General) : 264

Actual Accomplishments

Number assisted:

	Owner		Renter		Total		Person	
	Total	Hispanic	Total	Hispanic	Total	Hispanic	Total	Hispanic
White:	0	0	0	0	0	0	157	0
Black/African American:	0	0	0	0	0	0	2	0
Asian:	0	0	0	0	0	0	32	0
American Indian/Alaskan Native:	0	0	0	0	0	0	39	0
Native Hawaiian/Other Pacific Islander:	0	0	0	0	0	0	3	0
American Indian/Alaskan Native & White:	0	0	0	0	0	0	0	0
Asian White:	0	0	0	0	0	0	0	0
Black/African American & White:	0	0	0	0	0	0	0	0
American Indian/Alaskan Native & Black/African American:	0	0	0	0	0	0	0	0
Other multi-racial:	0	0	0	0	0	0	31	0
Asian/Pacific Islander:	0	0	0	0	0	0	0	0
Hispanic:	0	0	0	0	0	0	0	0
Total:	0	0	0	0	0	0	264	0



U.S. Department of Housing and Urban Development
Office of Community Planning and Development
Integrated Disbursement and Information System
CDBG Activity Summary Report (GPR) for Program Year 2021
ALASKA

Date: 10-Sep-2024
Time: 15:04
Page: 17

Female-headed Households: 0 0 0

Income Category:

	Owner	Renter	Total	Person
Extremely Low	0	0	0	200
Low Mod	0	0	0	64
Moderate	0	0	0	0
Non Low Moderate	0	0	0	0
Total	0	0	0	264
Percent Low/Mod				100.0%

Annual Accomplishments

Years	Accomplishment Narrative	# Benefitting
2019	Completed renovation of the juvenile detention facility to a domestic violence shelter.	



U.S. Department of Housing and Urban Development
Office of Community Planning and Development
Integrated Disbursement and Information System
CDBG Activity Summary Report (GPR) for Program Year 2021
ALASKA

Date: 10-Sep-2024
Time: 15:04
Page: 18

PGM Year: 2020
Project: 0017 - FFY 20 CDBG
IDIS Activity: 2516 - FFY 20 1% Technical Assistance

Status: Open
Location: ,

Objective:
Outcome:
Matrix Code: State CDBG Technical Assistance to Grantees (19H) **National Objective:**

Activity to prevent, prepare for, and respond to Coronavirus: No

Initial Funding Date: 08/24/2021

Description:
FFY 20 1% Technical Assistance

Financing

	Fund Type	Grant Year	Grant	Funded Amount	Drawn In Program Year	Drawn Thru Program Year
CDBG	EN	2020	B20DC020001	\$31,601.00	\$0.00	\$0.00
Total	Total			\$31,601.00	\$0.00	\$0.00

Proposed Accomplishments

Actual Accomplishments

Number assisted:

	Owner		Renter		Total		Person	
	Total	Hispanic	Total	Hispanic	Total	Hispanic	Total	Hispanic
White:					0	0		
Black/African American:					0	0		
Asian:					0	0		
American Indian/Alaskan Native:					0	0		
Native Hawaiian/Other Pacific Islander:					0	0		
American Indian/Alaskan Native & White:					0	0		
Asian White:					0	0		
Black/African American & White:					0	0		
American Indian/Alaskan Native & Black/African American:					0	0		
Other multi-racial:					0	0		
Asian/Pacific Islander:					0	0		
Hispanic:					0	0		
Total:	0	0	0	0	0	0	0	0

Female-headed Households:

0



U.S. Department of Housing and Urban Development
Office of Community Planning and Development
Integrated Disbursement and Information System
CDBG Activity Summary Report (GPR) for Program Year 2021
ALASKA

Date: 10-Sep-2024
Time: 15:04
Page: 19

Income Category:

	Owner	Renter	Total	Person
Extremely Low			0	
Low Mod			0	
Moderate			0	
Non Low Moderate			0	
Total	0	0	0	0
Percent Low/Mod				

Annual Accomplishments

No data returned for this view. This might be because the applied filter excludes all data.



U.S. Department of Housing and Urban Development
Office of Community Planning and Development
Integrated Disbursement and Information System
CDBG Activity Summary Report (GPR) for Program Year 2021
ALASKA

Date: 10-Sep-2024
Time: 15:04
Page: 20

PGM Year: 2020
Project: 0017 - FFY 20 CDBG
IDIS Activity: 2517 - FFY 20 State Administration

Status: Open
Location: ,

Objective:
Outcome:
Matrix Code: State Administration (21J) **National Objective:**

Activity to prevent, prepare for, and respond to Coronavirus: No

Initial Funding Date: 08/24/2021

Description:
FFY 20 State Administration
Financing

	Fund Type	Grant Year	Grant	Funded Amount	Drawn In Program Year	Drawn Thru Program Year
CDBG	EN	2020	B20DC020001	\$163,201.00	\$0.00	\$0.00
Total	Total			\$163,201.00	\$0.00	\$0.00

Proposed Accomplishments

Actual Accomplishments

Number assisted:

	Owner		Renter		Total		Person	
	Total	Hispanic	Total	Hispanic	Total	Hispanic	Total	Hispanic
White:					0	0		
Black/African American:					0	0		
Asian:					0	0		
American Indian/Alaskan Native:					0	0		
Native Hawaiian/Other Pacific Islander:					0	0		
American Indian/Alaskan Native & White:					0	0		
Asian White:					0	0		
Black/African American & White:					0	0		
American Indian/Alaskan Native & Black/African American:					0	0		
Other multi-racial:					0	0		
Asian/Pacific Islander:					0	0		
Hispanic:					0	0		
Total:	0	0	0	0	0	0	0	0

Female-headed Households:

0



U.S. Department of Housing and Urban Development
Office of Community Planning and Development
Integrated Disbursement and Information System
CDBG Activity Summary Report (GPR) for Program Year 2021
ALASKA

Date: 10-Sep-2024
Time: 15:04
Page: 21

Income Category:

	Owner	Renter	Total	Person
Extremely Low			0	
Low Mod			0	
Moderate			0	
Non Low Moderate			0	
Total	0	0	0	0
Percent Low/Mod				

Annual Accomplishments

No data returned for this view. This might be because the applied filter excludes all data.



U.S. Department of Housing and Urban Development
Office of Community Planning and Development
Integrated Disbursement and Information System
CDBG Activity Summary Report (GPR) for Program Year 2021
ALASKA

Date: 10-Sep-2024
Time: 15:04
Page: 22

PGM Year: 2020
Project: 0017 - FFY 20 CDBG
IDIS Activity: 2518 - 20-CDBG-05 City of Mekoryuk
Status: Completed 3/31/2023 12:00:00 AM
Location: ,
Objective:
Outcome:
Matrix Code: Planning (20)
National Objective:

Activity to prevent, prepare for, and respond to Coronavirus: No

Initial Funding Date: 08/24/2021

Description:

Mekoryuk Community Plan Update

Financing

	Fund Type	Grant Year	Grant	Funded Amount	Drawn In Program Year	Drawn Thru Program Year
CDBG	EN	2020	B20DC020001	\$11,326.33	\$8,966.03	\$9,003.02
Total	Total			\$11,326.33	\$8,966.03	\$9,003.02

Proposed Accomplishments

Actual Accomplishments

Number assisted:

	Owner		Renter		Total		Person	
	Total	Hispanic	Total	Hispanic	Total	Hispanic	Total	Hispanic
White:					0	0		
Black/African American:					0	0		
Asian:					0	0		
American Indian/Alaskan Native:					0	0		
Native Hawaiian/Other Pacific Islander:					0	0		
American Indian/Alaskan Native & White:					0	0		
Asian White:					0	0		
Black/African American & White:					0	0		
American Indian/Alaskan Native & Black/African American:					0	0		
Other multi-racial:					0	0		
Asian/Pacific Islander:					0	0		
Hispanic:					0	0		
Total:	0	0	0	0	0	0	0	0

Female-headed Households:

0



U.S. Department of Housing and Urban Development
Office of Community Planning and Development
Integrated Disbursement and Information System
CDBG Activity Summary Report (GPR) for Program Year 2021
ALASKA

Date: 10-Sep-2024

Time: 15:04

Page: 23

Income Category:

	Owner	Renter	Total	Person
Extremely Low			0	
Low Mod			0	
Moderate			0	
Non Low Moderate			0	
Total	0	0	0	0
Percent Low/Mod				

Annual Accomplishments

No data returned for this view. This might be because the applied filter excludes all data.



U.S. Department of Housing and Urban Development
Office of Community Planning and Development
Integrated Disbursement and Information System
CDBG Activity Summary Report (GPR) for Program Year 2021
ALASKA

Date: 10-Sep-2024
Time: 15:04
Page: 24

PGM Year: 2020
Project: 0017 - FFY 20 CDBG
IDIS Activity: 2520 - 20-CDBG-01 City of Fairbanks

Status: Completed 12/31/2022 12:00:00 AM
Location: ,

Objective: Create suitable living environments
Outcome: Availability/accessibility
Matrix Code: Senior Centers (03A)

National Objective: LMC

Activity to prevent, prepare for, and respond to Coronavirus: No

Initial Funding Date: 09/21/2021

Description:

Senior Center Renovation

Financing

	Fund Type	Grant Year	Grant	Funded Amount	Drawn In Program Year	Drawn Thru Program Year
CDBG	EN	2020	B20DC020001	\$850,000.00	\$0.00	\$0.00
Total	Total			\$850,000.00	\$0.00	\$0.00

Proposed Accomplishments

People (General) : 18,000

Actual Accomplishments

Number assisted:

	Owner		Renter		Total		Person	
	Total	Hispanic	Total	Hispanic	Total	Hispanic	Total	Hispanic
White:	0	0	0	0	0	0	10,800	0
Black/African American:	0	0	0	0	0	0	540	0
Asian:	0	0	0	0	0	0	180	0
American Indian/Alaskan Native:	0	0	0	0	0	0	5,760	0
Native Hawaiian/Other Pacific Islander:	0	0	0	0	0	0	3	0
American Indian/Alaskan Native & White:	0	0	0	0	0	0	0	0
Asian White:	0	0	0	0	0	0	360	0
Black/African American & White:	0	0	0	0	0	0	0	0
American Indian/Alaskan Native & Black/African American:	0	0	0	0	0	0	0	0
Other multi-racial:	0	0	0	0	0	0	357	0
Asian/Pacific Islander:	0	0	0	0	0	0	0	0
Hispanic:	0	0	0	0	0	0	0	0
Total:	0	0	0	0	0	0	18,000	0



U.S. Department of Housing and Urban Development
Office of Community Planning and Development
Integrated Disbursement and Information System
CDBG Activity Summary Report (GPR) for Program Year 2021
ALASKA

Date: 10-Sep-2024

Time: 15:04

Page: 25

Female-headed Households: 0 0 0

Income Category:

	Owner	Renter	Total	Person
Extremely Low	0	0	0	8,100
Low Mod	0	0	0	9,000
Moderate	0	0	0	900
Non Low Moderate	0	0	0	0
Total	0	0	0	18,000
Percent Low/Mod				100.0%

Annual Accomplishments

Years	Accomplishment Narrative	# Benefitting
2020	Completed the renovation of the bathrooms and expansion of the kitchen at the Fairbanks Senior Center.	



U.S. Department of Housing and Urban Development
Office of Community Planning and Development
Integrated Disbursement and Information System
CDBG Activity Summary Report (GPR) for Program Year 2021
ALASKA

Date: 10-Sep-2024
Time: 15:04
Page: 26

PGM Year: 2020
Project: 0018 - FFY 20 CDBG-Coronavirus
IDIS Activity: 2530 - FFY 20 CDBG-CV State Administration

Status: Open
Location: ,

Objective:
Outcome:
Matrix Code: State Administration (21J) **National Objective:**

Activity to prevent, prepare for, and respond to Coronavirus: Yes

Initial Funding Date: 11/12/2021

Description:

Financing

	Fund Type	Grant Year	Grant	Funded Amount	Drawn In Program Year	Drawn Thru Program Year
CDBG	EN	2020	B20DW020001	\$423,810.00	\$69,465.41	\$69,465.41
Total	Total			\$423,810.00	\$69,465.41	\$69,465.41

Proposed Accomplishments

Actual Accomplishments

Number assisted:

	Owner		Renter		Total		Person	
	Total	Hispanic	Total	Hispanic	Total	Hispanic	Total	Hispanic
White:					0	0		
Black/African American:					0	0		
Asian:					0	0		
American Indian/Alaskan Native:					0	0		
Native Hawaiian/Other Pacific Islander:					0	0		
American Indian/Alaskan Native & White:					0	0		
Asian White:					0	0		
Black/African American & White:					0	0		
American Indian/Alaskan Native & Black/African American:					0	0		
Other multi-racial:					0	0		
Asian/Pacific Islander:					0	0		
Hispanic:					0	0		
Total:	0	0	0	0	0	0	0	0
Female-headed Households:					0			



U.S. Department of Housing and Urban Development
Office of Community Planning and Development
Integrated Disbursement and Information System
CDBG Activity Summary Report (GPR) for Program Year 2021
ALASKA

Date: 10-Sep-2024

Time: 15:04

Page: 27

Income Category:

	Owner	Renter	Total	Person
Extremely Low			0	
Low Mod			0	
Moderate			0	
Non Low Moderate			0	
Total	0	0	0	0
Percent Low/Mod				

Annual Accomplishments

No data returned for this view. This might be because the applied filter excludes all data.



U.S. Department of Housing and Urban Development
Office of Community Planning and Development
Integrated Disbursement and Information System
CDBG Activity Summary Report (GPR) for Program Year 2021
ALASKA

Date: 10-Sep-2024
Time: 15:04
Page: 28

PGM Year: 2020
Project: 0018 - FFY 20 CDBG-Coronavirus
IDIS Activity: 2531 - FFY 20 CDBG-CV Technical Assistance

Status: Open
Location: ,

Objective:
Outcome:
Matrix Code: State CDBG Technical Assistance to Grantees (19H) **National Objective:**

Activity to prevent, prepare for, and respond to Coronavirus: Yes

Initial Funding Date: 11/12/2021

Description:

Financing

	Fund Type	Grant Year	Grant	Funded Amount	Drawn In Program Year	Drawn Thru Program Year
CDBG	EN	2020	B20DW020001	\$61,904.00	\$796.00	\$796.00
Total	Total			\$61,904.00	\$796.00	\$796.00

Proposed Accomplishments

Actual Accomplishments

Number assisted:

	Owner		Renter		Total		Person	
	Total	Hispanic	Total	Hispanic	Total	Hispanic	Total	Hispanic
White:					0	0		
Black/African American:					0	0		
Asian:					0	0		
American Indian/Alaskan Native:					0	0		
Native Hawaiian/Other Pacific Islander:					0	0		
American Indian/Alaskan Native & White:					0	0		
Asian White:					0	0		
Black/African American & White:					0	0		
American Indian/Alaskan Native & Black/African American:					0	0		
Other multi-racial:					0	0		
Asian/Pacific Islander:					0	0		
Hispanic:					0	0		
Total:	0	0	0	0	0	0	0	0
Female-headed Households:					0			



U.S. Department of Housing and Urban Development
Office of Community Planning and Development
Integrated Disbursement and Information System
CDBG Activity Summary Report (GPR) for Program Year 2021
ALASKA

Date: 10-Sep-2024

Time: 15:04

Page: 29

Income Category:

	Owner	Renter	Total	Person
Extremely Low			0	
Low Mod			0	
Moderate			0	
Non Low Moderate			0	
Total	0	0	0	0
Percent Low/Mod				

Annual Accomplishments

No data returned for this view. This might be because the applied filter excludes all data.



U.S. Department of Housing and Urban Development
Office of Community Planning and Development
Integrated Disbursement and Information System
CDBG Activity Summary Report (GPR) for Program Year 2021
ALASKA

Date: 10-Sep-2024
Time: 15:04
Page: 30

PGM Year: 2019
Project: 0006 - FFY 19 CDBG
IDIS Activity: 2535 - 19-CDBG-05 City of Golovin
Status: Completed 9/30/2023 12:00:00 AM
Location: ,
Objective:
Outcome:
Matrix Code: Planning (20)
National Objective:

Activity to prevent, prepare for, and respond to Coronavirus: No

Initial Funding Date: 01/07/2022

Description:

Golovin Migration Master Planning

Financing

	Fund Type	Grant Year	Grant	Funded Amount	Drawn In Program Year	Drawn Thru Program Year
CDBG	EN	2019	B19DC020001	\$214,988.00	\$42,402.60	\$42,402.60
Total	Total			\$214,988.00	\$42,402.60	\$42,402.60

Proposed Accomplishments

Actual Accomplishments

Number assisted:

	Owner		Renter		Total		Person	
	Total	Hispanic	Total	Hispanic	Total	Hispanic	Total	Hispanic
White:					0	0		
Black/African American:					0	0		
Asian:					0	0		
American Indian/Alaskan Native:					0	0		
Native Hawaiian/Other Pacific Islander:					0	0		
American Indian/Alaskan Native & White:					0	0		
Asian White:					0	0		
Black/African American & White:					0	0		
American Indian/Alaskan Native & Black/African American:					0	0		
Other multi-racial:					0	0		
Asian/Pacific Islander:					0	0		
Hispanic:					0	0		
Total:	0	0	0	0	0	0	0	0

Female-headed Households:

0



U.S. Department of Housing and Urban Development
Office of Community Planning and Development
Integrated Disbursement and Information System
CDBG Activity Summary Report (GPR) for Program Year 2021
ALASKA

Date: 10-Sep-2024

Time: 15:04

Page: 31

Income Category:

	Owner	Renter	Total	Person
Extremely Low			0	
Low Mod			0	
Moderate			0	
Non Low Moderate			0	
Total	0	0	0	0
Percent Low/Mod				

Annual Accomplishments

No data returned for this view. This might be because the applied filter excludes all data.



U.S. Department of Housing and Urban Development
Office of Community Planning and Development
Integrated Disbursement and Information System
CDBG Activity Summary Report (GPR) for Program Year 2021
ALASKA

Date: 10-Sep-2024
Time: 15:04
Page: 32

PGM Year: 2020

Project: 0017 - FFY 20 CDBG

IDIS Activity: 2541 - 20-CDBG-07 City of Thorne Bay

Status: Completed 12/31/2022 12:00:00 AM

Location: ,

Objective: Create suitable living environments

Outcome: Availability/accessibility

Matrix Code: Other Public Services Not Listed in
05A-05Y, 03T (05Z)

National Objective: LMA

Activity to prevent, prepare for, and respond to Coronavirus: No

Initial Funding Date: 06/08/2022

Description:

Construction-ready design documents of a Fire and Emergency Medical Service (EMS) building

Financing

	Fund Type	Grant Year	Grant	Funded Amount	Drawn In Program Year	Drawn Thru Program Year
CDBG	EN	2020	B20DC020001	\$141,272.00	\$76,845.30	\$76,845.30
Total	Total			\$141,272.00	\$76,845.30	\$76,845.30

Proposed Accomplishments

People (General) : 562

Total Population in Service Area: 562

Census Tract Percent Low / Mod: 53.00

Annual Accomplishments

Years	Accomplishment Narrative	# Benefitting
2020	Completed design and engineering for a fire/EMS facility in Thorne Bay	



U.S. Department of Housing and Urban Development
Office of Community Planning and Development
Integrated Disbursement and Information System
CDBG Activity Summary Report (GPR) for Program Year 2021
ALASKA

Date: 10-Sep-2024
Time: 15:04
Page: 33

PGM Year:	2020		
Project:	0017 - FFY 20 CDBG		
IDIS Activity:	2542 - 20-CDBG-06 City of Aniak		
Status:	Completed 3/31/2023 12:00:00 AM	Objective:	Create suitable living environments
Location:	,	Outcome:	Availability/accessibility
		Matrix Code:	Other Public Improvements Not Listed in 03A-03S (03Z)
		National Objective:	LMA

Activity to prevent, prepare for, and respond to Coronavirus: No

Initial Funding Date: 06/09/2022

Description:

Construction-ready design documents for Library and Elder's Center

Financing

	Fund Type	Grant Year	Grant	Funded Amount	Drawn In Program Year	Drawn Thru Program Year
CDBG	EN	2020	B20DC020001	\$124,822.00	\$3,974.60	\$3,974.60
Total	Total			\$124,822.00	\$3,974.60	\$3,974.60

Proposed Accomplishments

People (General) : 485

Total Population in Service Area: 485

Census Tract Percent Low / Mod: 58.30

Annual Accomplishments

Years	Accomplishment Narrative	# Benefitting
2020	Completed design and engineering for library and elder's center.	



U.S. Department of Housing and Urban Development
Office of Community Planning and Development
Integrated Disbursement and Information System
CDBG Activity Summary Report (GPR) for Program Year 2021
ALASKA

Date: 10-Sep-2024
Time: 15:04
Page: 34

PGM Year:	2020		
Project:	0017 - FFY 20 CDBG		
IDIS Activity:	2544 - 20-CDBG-02 City of Hughes		
Status:	Completed 6/30/2023 12:00:00 AM	Objective:	Create suitable living environments
Location:	,	Outcome:	Availability/accessibility
		Matrix Code:	Other Public Improvements Not Listed in 03A-03S (03Z)
		National Objective:	LMA

Activity to prevent, prepare for, and respond to Coronavirus: No

Initial Funding Date: 06/09/2022

Description:

Construction of Traditional Elders and Youth Center

Financing

	Fund Type	Grant Year	Grant	Funded Amount	Drawn In Program Year	Drawn Thru Program Year
CDBG	EN	2020	B20DC020001	\$850,000.00	\$0.00	\$0.00
Total	Total			\$850,000.00	\$0.00	\$0.00

Proposed Accomplishments

People (General) : 93

Total Population in Service Area: 93

Census Tract Percent Low / Mod: 58.00

Annual Accomplishments

Years	Accomplishment Narrative	# Benefitting
2024	Construction of the Edlers & Youth Facility has been completed	



U.S. Department of Housing and Urban Development
Office of Community Planning and Development
Integrated Disbursement and Information System
CDBG Activity Summary Report (GPR) for Program Year 2021
ALASKA

Date: 10-Sep-2024
Time: 15:04
Page: 35

Total Funded Amount:	\$5,501,468.33
Total Drawn Thru Program Year:	\$2,596,220.11
Total Drawn In Program Year:	\$2,113,690.27



U.S. Department of Housing and Urban Development
Office of Community Planning and Development
Integrated Disbursement and Information System
CDBG Activity Summary Report (GPR) for Program Year 2022
ALASKA

Date: 10-Sep-2024
Time: 15:05
Page: 1

PGM Year: 2017
Project: 0024 - FFY17 CDBG
IDIS Activity: 2380 - FFY 17 State Administration

Status: Open
Location: ,

Objective:
Outcome:
Matrix Code: State Administration (21J) **National Objective:**

Activity to prevent, prepare for, and respond to Coronavirus: No

Initial Funding Date: 12/06/2018

Description:

Financing

	Fund Type	Grant Year	Grant	Funded Amount	Drawn In Program Year	Drawn Thru Program Year
CDBG	EN	2017	B17DC020001	\$152,580.00	\$0.00	\$152,580.00
Total	Total			\$152,580.00	\$0.00	\$152,580.00

Proposed Accomplishments

Actual Accomplishments

Number assisted:

	Owner		Renter		Total		Person	
	Total	Hispanic	Total	Hispanic	Total	Hispanic	Total	Hispanic
White:					0	0		
Black/African American:					0	0		
Asian:					0	0		
American Indian/Alaskan Native:					0	0		
Native Hawaiian/Other Pacific Islander:					0	0		
American Indian/Alaskan Native & White:					0	0		
Asian White:					0	0		
Black/African American & White:					0	0		
American Indian/Alaskan Native & Black/African American:					0	0		
Other multi-racial:					0	0		
Asian/Pacific Islander:					0	0		
Hispanic:					0	0		
Total:	0	0	0	0	0	0	0	0
Female-headed Households:					0			



U.S. Department of Housing and Urban Development
Office of Community Planning and Development
Integrated Disbursement and Information System
CDBG Activity Summary Report (GPR) for Program Year 2022
ALASKA

Date: 10-Sep-2024

Time: 15:05

Page: 2

Income Category:

	Owner	Renter	Total	Person
Extremely Low			0	
Low Mod			0	
Moderate			0	
Non Low Moderate			0	
Total	0	0	0	0
Percent Low/Mod				

Annual Accomplishments

No data returned for this view. This might be because the applied filter excludes all data.



U.S. Department of Housing and Urban Development
Office of Community Planning and Development
Integrated Disbursement and Information System
CDBG Activity Summary Report (GPR) for Program Year 2022
ALASKA

Date: 10-Sep-2024
Time: 15:05
Page: 3

PGM Year: 2017
Project: 0024 - FFY17 CDBG
IDIS Activity: 2381 - FFY 17 1% Technical Assistance

Status: Open
Location: ,

Objective:
Outcome:
Matrix Code: State Administration (21J) **National Objective:**

Activity to prevent, prepare for, and respond to Coronavirus: No

Initial Funding Date: 12/06/2018

Description:

Financing

	Fund Type	Grant Year	Grant	Funded Amount	Drawn In Program Year	Drawn Thru Program Year
CDBG	EN	2017	B17DC020001	\$26,289.00	\$8,261.47	\$26,289.00
Total	Total			\$26,289.00	\$8,261.47	\$26,289.00

Proposed Accomplishments

Actual Accomplishments

Number assisted:

	Owner		Renter		Total		Person	
	Total	Hispanic	Total	Hispanic	Total	Hispanic	Total	Hispanic
White:					0	0		
Black/African American:					0	0		
Asian:					0	0		
American Indian/Alaskan Native:					0	0		
Native Hawaiian/Other Pacific Islander:					0	0		
American Indian/Alaskan Native & White:					0	0		
Asian White:					0	0		
Black/African American & White:					0	0		
American Indian/Alaskan Native & Black/African American:					0	0		
Other multi-racial:					0	0		
Asian/Pacific Islander:					0	0		
Hispanic:					0	0		
Total:	0	0	0	0	0	0	0	0
Female-headed Households:					0			



U.S. Department of Housing and Urban Development
Office of Community Planning and Development
Integrated Disbursement and Information System
CDBG Activity Summary Report (GPR) for Program Year 2022
ALASKA

Date: 10-Sep-2024

Time: 15:05

Page: 4

Income Category:

	Owner	Renter	Total	Person
Extremely Low			0	
Low Mod			0	
Moderate			0	
Non Low Moderate			0	
Total	0	0	0	0
Percent Low/Mod				

Annual Accomplishments

No data returned for this view. This might be because the applied filter excludes all data.



U.S. Department of Housing and Urban Development
Office of Community Planning and Development
Integrated Disbursement and Information System
CDBG Activity Summary Report (GPR) for Program Year 2022
ALASKA

Date: 10-Sep-2024
Time: 15:05
Page: 5

PGM Year: 2018
Project: 0009 - FFY 19 CDBG
IDIS Activity: 2451 - FFY 18 State Administration

Status: Open
Location: ,

Objective:
Outcome:
Matrix Code: State Administration (21J) **National Objective:**

Activity to prevent, prepare for, and respond to Coronavirus: No

Initial Funding Date: 01/30/2020

Description:
FFY 18 State Administration
Financing

	Fund Type	Grant Year	Grant	Funded Amount	Drawn In Program Year	Drawn Thru Program Year
CDBG	EN	2018	B18DC020001	\$39,112.34	(\$64,425.31)	\$39,112.34
Total	Total			\$39,112.34	(\$64,425.31)	\$39,112.34

Proposed Accomplishments

Actual Accomplishments

Number assisted:

	Owner		Renter		Total		Person	
	Total	Hispanic	Total	Hispanic	Total	Hispanic	Total	Hispanic
White:					0	0		
Black/African American:					0	0		
Asian:					0	0		
American Indian/Alaskan Native:					0	0		
Native Hawaiian/Other Pacific Islander:					0	0		
American Indian/Alaskan Native & White:					0	0		
Asian White:					0	0		
Black/African American & White:					0	0		
American Indian/Alaskan Native & Black/African American:					0	0		
Other multi-racial:					0	0		
Asian/Pacific Islander:					0	0		
Hispanic:					0	0		
Total:	0	0	0	0	0	0	0	0

Female-headed Households:

0



U.S. Department of Housing and Urban Development
Office of Community Planning and Development
Integrated Disbursement and Information System
CDBG Activity Summary Report (GPR) for Program Year 2022
ALASKA

Date: 10-Sep-2024

Time: 15:05

Page: 6

Income Category:

	Owner	Renter	Total	Person
Extremely Low			0	
Low Mod			0	
Moderate			0	
Non Low Moderate			0	
Total	0	0	0	0
Percent Low/Mod				

Annual Accomplishments

No data returned for this view. This might be because the applied filter excludes all data.



U.S. Department of Housing and Urban Development
Office of Community Planning and Development
Integrated Disbursement and Information System
CDBG Activity Summary Report (GPR) for Program Year 2022
ALASKA

Date: 10-Sep-2024
Time: 15:05
Page: 7

PGM Year: 2018
Project: 0009 - FFY 19 CDBG
IDIS Activity: 2452 - FFY 18 1% Technical Assistance

Status: Open
Location: ,

Objective:
Outcome:
Matrix Code: State CDBG Technical Assistance to Grantees (19H) **National Objective:**

Activity to prevent, prepare for, and respond to Coronavirus: No

Initial Funding Date: 01/30/2020

Description:
FFY 18 1% Technical Assistance
Financing

	Fund Type	Grant Year	Grant	Funded Amount	Drawn In Program Year	Drawn Thru Program Year
CDBG	EN	2018	B18DC020001	\$15,443.66	\$15,443.66	\$15,443.66
Total	Total			\$15,443.66	\$15,443.66	\$15,443.66

Proposed Accomplishments

Actual Accomplishments

Number assisted:

	Owner		Renter		Total		Person	
	Total	Hispanic	Total	Hispanic	Total	Hispanic	Total	Hispanic
White:					0	0		
Black/African American:					0	0		
Asian:					0	0		
American Indian/Alaskan Native:					0	0		
Native Hawaiian/Other Pacific Islander:					0	0		
American Indian/Alaskan Native & White:					0	0		
Asian White:					0	0		
Black/African American & White:					0	0		
American Indian/Alaskan Native & Black/African American:					0	0		
Other multi-racial:					0	0		
Asian/Pacific Islander:					0	0		
Hispanic:					0	0		
Total:	0	0	0	0	0	0	0	0

Female-headed Households:

0



U.S. Department of Housing and Urban Development
Office of Community Planning and Development
Integrated Disbursement and Information System
CDBG Activity Summary Report (GPR) for Program Year 2022
ALASKA

Date: 10-Sep-2024

Time: 15:05

Page: 8

Income Category:

	Owner	Renter	Total	Person
Extremely Low			0	
Low Mod			0	
Moderate			0	
Non Low Moderate			0	
Total	0	0	0	0
Percent Low/Mod				

Annual Accomplishments

No data returned for this view. This might be because the applied filter excludes all data.



U.S. Department of Housing and Urban Development
Office of Community Planning and Development
Integrated Disbursement and Information System
CDBG Activity Summary Report (GPR) for Program Year 2022
ALASKA

Date: 10-Sep-2024
Time: 15:05
Page: 9

PGM Year: 2019
Project: 0006 - FFY 19 CDBG
IDIS Activity: 2480 - FFY 19 1% Technical Assistance

Status: Open
Location: ,

Objective:
Outcome:
Matrix Code: State CDBG Technical Assistance to Grantees (19H) **National Objective:**

Activity to prevent, prepare for, and respond to Coronavirus: No

Initial Funding Date: 08/28/2020

Description:
FFY 19 1% Technical Assistance
Financing

	Fund Type	Grant Year	Grant	Funded Amount	Drawn In Program Year	Drawn Thru Program Year
CDBG	EN	2019	B19DC020001	\$30,177.00	\$20,231.35	\$20,231.35
Total	Total			\$30,177.00	\$20,231.35	\$20,231.35

Proposed Accomplishments

Actual Accomplishments

Number assisted:

	Owner		Renter		Total		Person	
	Total	Hispanic	Total	Hispanic	Total	Hispanic	Total	Hispanic
White:					0	0		
Black/African American:					0	0		
Asian:					0	0		
American Indian/Alaskan Native:					0	0		
Native Hawaiian/Other Pacific Islander:					0	0		
American Indian/Alaskan Native & White:					0	0		
Asian White:					0	0		
Black/African American & White:					0	0		
American Indian/Alaskan Native & Black/African American:					0	0		
Other multi-racial:					0	0		
Asian/Pacific Islander:					0	0		
Hispanic:					0	0		
Total:	0	0	0	0	0	0	0	0

Female-headed Households:

0



U.S. Department of Housing and Urban Development
Office of Community Planning and Development
Integrated Disbursement and Information System
CDBG Activity Summary Report (GPR) for Program Year 2022
ALASKA

Date: 10-Sep-2024

Time: 15:05

Page: 10

Income Category:

	Owner	Renter	Total	Person
Extremely Low			0	
Low Mod			0	
Moderate			0	
Non Low Moderate			0	
Total	0	0	0	0
Percent Low/Mod				

Annual Accomplishments

No data returned for this view. This might be because the applied filter excludes all data.



U.S. Department of Housing and Urban Development
Office of Community Planning and Development
Integrated Disbursement and Information System
CDBG Activity Summary Report (GPR) for Program Year 2022
ALASKA

Date: 10-Sep-2024
Time: 15:05
Page: 11

PGM Year: 2019
Project: 0006 - FFY 19 CDBG
IDIS Activity: 2481 - FY 19 State Administration

Status: Open
Location: ,

Objective:
Outcome:
Matrix Code: State Administration (21J) **National Objective:**

Activity to prevent, prepare for, and respond to Coronavirus: No

Initial Funding Date: 08/28/2020

Description:

FFY 19 State Administration

Financing

	Fund Type	Grant Year	Grant	Funded Amount	Drawn In Program Year	Drawn Thru Program Year
CDBG	EN	2019	B19DC020001	\$160,354.00	\$60,561.82	\$60,561.82
Total	Total			\$160,354.00	\$60,561.82	\$60,561.82

Proposed Accomplishments

Actual Accomplishments

Number assisted:

	Owner		Renter		Total		Person	
	Total	Hispanic	Total	Hispanic	Total	Hispanic	Total	Hispanic
White:					0	0		
Black/African American:					0	0		
Asian:					0	0		
American Indian/Alaskan Native:					0	0		
Native Hawaiian/Other Pacific Islander:					0	0		
American Indian/Alaskan Native & White:					0	0		
Asian White:					0	0		
Black/African American & White:					0	0		
American Indian/Alaskan Native & Black/African American:					0	0		
Other multi-racial:					0	0		
Asian/Pacific Islander:					0	0		
Hispanic:					0	0		
Total:	0	0	0	0	0	0	0	0

Female-headed Households:

0



U.S. Department of Housing and Urban Development
Office of Community Planning and Development
Integrated Disbursement and Information System
CDBG Activity Summary Report (GPR) for Program Year 2022
ALASKA

Date: 10-Sep-2024

Time: 15:05

Page: 12

Income Category:

	Owner	Renter	Total	Person
Extremely Low			0	
Low Mod			0	
Moderate			0	
Non Low Moderate			0	
Total	0	0	0	0
Percent Low/Mod				

Annual Accomplishments

No data returned for this view. This might be because the applied filter excludes all data.



U.S. Department of Housing and Urban Development
Office of Community Planning and Development
Integrated Disbursement and Information System
CDBG Activity Summary Report (GPR) for Program Year 2022
ALASKA

Date: 10-Sep-2024
Time: 15:05
Page: 13

PGM Year:	2019		
Project:	0006 - FFY 19 CDBG		
IDIS Activity:	2508 - 19-CDBG-02 City of Saint Mary's		
Status:	Completed 12/31/2022 12:00:00 AM	Objective:	Create suitable living environments
Location:	,	Outcome:	Availability/accessibility
		Matrix Code:	Other Public Improvements Not Listed in 03A-03S (03Z)
		National Objective:	LMA

Activity to prevent, prepare for, and respond to Coronavirus: No

Initial Funding Date: 06/09/2021

Description:

Purchase construction materials for new power plant in Saint Mary's

Financing

	Fund Type	Grant Year	Grant	Funded Amount	Drawn In Program Year	Drawn Thru Program Year
CDBG	EN	2019	B19DC020001	\$850,000.00	\$85,000.00	\$850,000.00
Total	Total			\$850,000.00	\$85,000.00	\$850,000.00

Proposed Accomplishments

People (General) : 587

Total Population in Service Area: 587

Census Tract Percent Low / Mod: 63.00

Annual Accomplishments

Years	Accomplishment Narrative	# Benefitting
2019	Completed construction of the power plant in St. Mary's	



U.S. Department of Housing and Urban Development
Office of Community Planning and Development
Integrated Disbursement and Information System
CDBG Activity Summary Report (GPR) for Program Year 2022
ALASKA

Date: 10-Sep-2024
Time: 15:05
Page: 14

PGM Year: 2020
Project: 0017 - FFY 20 CDBG
IDIS Activity: 2516 - FFY 20 1% Technical Assistance

Status: Open
Location: ,

Objective:
Outcome:
Matrix Code: State CDBG Technical Assistance to Grantees (19H) **National Objective:**

Activity to prevent, prepare for, and respond to Coronavirus: No

Initial Funding Date: 08/24/2021

Description:
FFY 20 1% Technical Assistance

Financing

	Fund Type	Grant Year	Grant	Funded Amount	Drawn In Program Year	Drawn Thru Program Year
CDBG	EN	2020	B20DC020001	\$31,601.00	\$0.00	\$0.00
Total	Total			\$31,601.00	\$0.00	\$0.00

Proposed Accomplishments

Actual Accomplishments

Number assisted:

	Owner		Renter		Total		Person	
	Total	Hispanic	Total	Hispanic	Total	Hispanic	Total	Hispanic
White:					0	0		
Black/African American:					0	0		
Asian:					0	0		
American Indian/Alaskan Native:					0	0		
Native Hawaiian/Other Pacific Islander:					0	0		
American Indian/Alaskan Native & White:					0	0		
Asian White:					0	0		
Black/African American & White:					0	0		
American Indian/Alaskan Native & Black/African American:					0	0		
Other multi-racial:					0	0		
Asian/Pacific Islander:					0	0		
Hispanic:					0	0		
Total:	0	0	0	0	0	0	0	0

Female-headed Households:

0



U.S. Department of Housing and Urban Development
Office of Community Planning and Development
Integrated Disbursement and Information System
CDBG Activity Summary Report (GPR) for Program Year 2022
ALASKA

Date: 10-Sep-2024

Time: 15:05

Page: 15

Income Category:

	Owner	Renter	Total	Person
Extremely Low			0	
Low Mod			0	
Moderate			0	
Non Low Moderate			0	
Total	0	0	0	0
Percent Low/Mod				

Annual Accomplishments

No data returned for this view. This might be because the applied filter excludes all data.



U.S. Department of Housing and Urban Development
Office of Community Planning and Development
Integrated Disbursement and Information System
CDBG Activity Summary Report (GPR) for Program Year 2022
ALASKA

Date: 10-Sep-2024
Time: 15:05
Page: 16

PGM Year: 2020
Project: 0017 - FFY 20 CDBG
IDIS Activity: 2517 - FFY 20 State Administration

Status: Open
Location: ,

Objective:
Outcome:
Matrix Code: State Administration (21J) **National Objective:**

Activity to prevent, prepare for, and respond to Coronavirus: No

Initial Funding Date: 08/24/2021

Description:
FFY 20 State Administration

Financing

	Fund Type	Grant Year	Grant	Funded Amount	Drawn In Program Year	Drawn Thru Program Year
CDBG	EN	2020	B20DC020001	\$163,201.00	\$0.00	\$0.00
Total	Total			\$163,201.00	\$0.00	\$0.00

Proposed Accomplishments

Actual Accomplishments

Number assisted:

	Owner		Renter		Total		Person	
	Total	Hispanic	Total	Hispanic	Total	Hispanic	Total	Hispanic
White:					0	0		
Black/African American:					0	0		
Asian:					0	0		
American Indian/Alaskan Native:					0	0		
Native Hawaiian/Other Pacific Islander:					0	0		
American Indian/Alaskan Native & White:					0	0		
Asian White:					0	0		
Black/African American & White:					0	0		
American Indian/Alaskan Native & Black/African American:					0	0		
Other multi-racial:					0	0		
Asian/Pacific Islander:					0	0		
Hispanic:					0	0		
Total:	0	0	0	0	0	0	0	0

Female-headed Households:

0



U.S. Department of Housing and Urban Development
Office of Community Planning and Development
Integrated Disbursement and Information System
CDBG Activity Summary Report (GPR) for Program Year 2022
ALASKA

Date: 10-Sep-2024

Time: 15:05

Page: 17

Income Category:

	Owner	Renter	Total	Person
Extremely Low			0	
Low Mod			0	
Moderate			0	
Non Low Moderate			0	
Total	0	0	0	0
Percent Low/Mod				

Annual Accomplishments

No data returned for this view. This might be because the applied filter excludes all data.



U.S. Department of Housing and Urban Development
Office of Community Planning and Development
Integrated Disbursement and Information System
CDBG Activity Summary Report (GPR) for Program Year 2022
ALASKA

Date: 10-Sep-2024
Time: 15:05
Page: 18

PGM Year: 2020
Project: 0017 - FFY 20 CDBG
IDIS Activity: 2518 - 20-CDBG-05 City of Mekoryuk
Status: Completed 3/31/2023 12:00:00 AM
Location: ,
Objective:
Outcome:
Matrix Code: Planning (20)
National Objective:

Activity to prevent, prepare for, and respond to Coronavirus: No

Initial Funding Date: 08/24/2021

Description:

Mekoryuk Community Plan Update

Financing

	Fund Type	Grant Year	Grant	Funded Amount	Drawn In Program Year	Drawn Thru Program Year
CDBG	EN	2020	B20DC020001	\$11,326.33	\$2,323.31	\$11,326.33
Total	Total			\$11,326.33	\$2,323.31	\$11,326.33

Proposed Accomplishments

Actual Accomplishments

Number assisted:

	Owner		Renter		Total		Person	
	Total	Hispanic	Total	Hispanic	Total	Hispanic	Total	Hispanic
White:					0	0		
Black/African American:					0	0		
Asian:					0	0		
American Indian/Alaskan Native:					0	0		
Native Hawaiian/Other Pacific Islander:					0	0		
American Indian/Alaskan Native & White:					0	0		
Asian White:					0	0		
Black/African American & White:					0	0		
American Indian/Alaskan Native & Black/African American:					0	0		
Other multi-racial:					0	0		
Asian/Pacific Islander:					0	0		
Hispanic:					0	0		
Total:	0	0	0	0	0	0	0	0

Female-headed Households:

0



U.S. Department of Housing and Urban Development
Office of Community Planning and Development
Integrated Disbursement and Information System
CDBG Activity Summary Report (GPR) for Program Year 2022
ALASKA

Date: 10-Sep-2024

Time: 15:05

Page: 19

Income Category:

	Owner	Renter	Total	Person
Extremely Low			0	
Low Mod			0	
Moderate			0	
Non Low Moderate			0	
Total	0	0	0	0
Percent Low/Mod				

Annual Accomplishments

No data returned for this view. This might be because the applied filter excludes all data.



U.S. Department of Housing and Urban Development
Office of Community Planning and Development
Integrated Disbursement and Information System
CDBG Activity Summary Report (GPR) for Program Year 2022
ALASKA

Date: 10-Sep-2024
Time: 15:05
Page: 20

PGM Year: 2020
Project: 0017 - FFY 20 CDBG
IDIS Activity: 2520 - 20-CDBG-01 City of Fairbanks
Status: Completed 12/31/2022 12:00:00 AM
Location: ,
Objective: Create suitable living environments
Outcome: Availability/accessibility
Matrix Code: Senior Centers (03A)
National Objective: LMC

Activity to prevent, prepare for, and respond to Coronavirus: No

Initial Funding Date: 09/21/2021

Description:

Senior Center Renovation

Financing

	Fund Type	Grant Year	Grant	Funded Amount	Drawn In Program Year	Drawn Thru Program Year
CDBG	EN	2020	B20DC020001	\$850,000.00	\$850,000.00	\$850,000.00
Total	Total			\$850,000.00	\$850,000.00	\$850,000.00

Proposed Accomplishments

People (General) : 18,000

Actual Accomplishments

Number assisted:

	Owner		Renter		Total		Person	
	Total	Hispanic	Total	Hispanic	Total	Hispanic	Total	Hispanic
White:	0	0	0	0	0	0	10,800	0
Black/African American:	0	0	0	0	0	0	540	0
Asian:	0	0	0	0	0	0	180	0
American Indian/Alaskan Native:	0	0	0	0	0	0	5,760	0
Native Hawaiian/Other Pacific Islander:	0	0	0	0	0	0	3	0
American Indian/Alaskan Native & White:	0	0	0	0	0	0	0	0
Asian White:	0	0	0	0	0	0	360	0
Black/African American & White:	0	0	0	0	0	0	0	0
American Indian/Alaskan Native & Black/African American:	0	0	0	0	0	0	0	0
Other multi-racial:	0	0	0	0	0	0	357	0
Asian/Pacific Islander:	0	0	0	0	0	0	0	0
Hispanic:	0	0	0	0	0	0	0	0
Total:	0	0	0	0	0	0	18,000	0



U.S. Department of Housing and Urban Development
Office of Community Planning and Development
Integrated Disbursement and Information System
CDBG Activity Summary Report (GPR) for Program Year 2022
ALASKA

Date: 10-Sep-2024
Time: 15:05
Page: 21

Female-headed Households: 0 0 0

Income Category:

	Owner	Renter	Total	Person
Extremely Low	0	0	0	8,100
Low Mod	0	0	0	9,000
Moderate	0	0	0	900
Non Low Moderate	0	0	0	0
Total	0	0	0	18,000
Percent Low/Mod				100.0%

Annual Accomplishments

Years	Accomplishment Narrative	# Benefitting
2020	Completed the renovation of the bathrooms and expansion of the kitchen at the Fairbanks Senior Center.	



U.S. Department of Housing and Urban Development
Office of Community Planning and Development
Integrated Disbursement and Information System
CDBG Activity Summary Report (GPR) for Program Year 2022
ALASKA

Date: 10-Sep-2024
Time: 15:05
Page: 22

PGM Year: 2020
Project: 0018 - FFY 20 CDBG-Coronavirus
IDIS Activity: 2530 - FFY 20 CDBG-CV State Administration

Status: Open
Location: ,

Objective:
Outcome:
Matrix Code: State Administration (21J) **National Objective:**

Activity to prevent, prepare for, and respond to Coronavirus: Yes

Initial Funding Date: 11/12/2021

Description:

Financing

	Fund Type	Grant Year	Grant	Funded Amount	Drawn In Program Year	Drawn Thru Program Year
CDBG	EN	2020	B20DW020001	\$423,810.00	\$67,998.76	\$137,464.17
Total	Total			\$423,810.00	\$67,998.76	\$137,464.17

Proposed Accomplishments

Actual Accomplishments

Number assisted:

	Owner		Renter		Total		Person	
	Total	Hispanic	Total	Hispanic	Total	Hispanic	Total	Hispanic
White:					0	0		
Black/African American:					0	0		
Asian:					0	0		
American Indian/Alaskan Native:					0	0		
Native Hawaiian/Other Pacific Islander:					0	0		
American Indian/Alaskan Native & White:					0	0		
Asian White:					0	0		
Black/African American & White:					0	0		
American Indian/Alaskan Native & Black/African American:					0	0		
Other multi-racial:					0	0		
Asian/Pacific Islander:					0	0		
Hispanic:					0	0		
Total:	0	0	0	0	0	0	0	0
Female-headed Households:					0			



U.S. Department of Housing and Urban Development
Office of Community Planning and Development
Integrated Disbursement and Information System
CDBG Activity Summary Report (GPR) for Program Year 2022
ALASKA

Date: 10-Sep-2024

Time: 15:05

Page: 23

Income Category:

	Owner	Renter	Total	Person
Extremely Low			0	
Low Mod			0	
Moderate			0	
Non Low Moderate			0	
Total	0	0	0	0
Percent Low/Mod				

Annual Accomplishments

No data returned for this view. This might be because the applied filter excludes all data.



U.S. Department of Housing and Urban Development
Office of Community Planning and Development
Integrated Disbursement and Information System
CDBG Activity Summary Report (GPR) for Program Year 2022
ALASKA

Date: 10-Sep-2024
Time: 15:05
Page: 24

PGM Year: 2020
Project: 0018 - FFY 20 CDBG-Coronavirus
IDIS Activity: 2531 - FFY 20 CDBG-CV Technical Assistance

Status: Open
Location: ,

Objective:
Outcome:
Matrix Code: State CDBG Technical Assistance to Grantees (19H) **National Objective:**

Activity to prevent, prepare for, and respond to Coronavirus: Yes

Initial Funding Date: 11/12/2021

Description:

Financing

	Fund Type	Grant Year	Grant	Funded Amount	Drawn In Program Year	Drawn Thru Program Year
CDBG	EN	2020	B20DW020001	\$61,904.00	\$1,041.74	\$1,837.74
Total	Total			\$61,904.00	\$1,041.74	\$1,837.74

Proposed Accomplishments

Actual Accomplishments

Number assisted:

	Owner		Renter		Total		Person	
	Total	Hispanic	Total	Hispanic	Total	Hispanic	Total	Hispanic
White:					0	0		
Black/African American:					0	0		
Asian:					0	0		
American Indian/Alaskan Native:					0	0		
Native Hawaiian/Other Pacific Islander:					0	0		
American Indian/Alaskan Native & White:					0	0		
Asian White:					0	0		
Black/African American & White:					0	0		
American Indian/Alaskan Native & Black/African American:					0	0		
Other multi-racial:					0	0		
Asian/Pacific Islander:					0	0		
Hispanic:					0	0		
Total:	0	0	0	0	0	0	0	0
Female-headed Households:					0			



U.S. Department of Housing and Urban Development
Office of Community Planning and Development
Integrated Disbursement and Information System
CDBG Activity Summary Report (GPR) for Program Year 2022
ALASKA

Date: 10-Sep-2024

Time: 15:05

Page: 25

Income Category:

	Owner	Renter	Total	Person
Extremely Low			0	
Low Mod			0	
Moderate			0	
Non Low Moderate			0	
Total	0	0	0	0
Percent Low/Mod				

Annual Accomplishments

No data returned for this view. This might be because the applied filter excludes all data.



U.S. Department of Housing and Urban Development
Office of Community Planning and Development
Integrated Disbursement and Information System
CDBG Activity Summary Report (GPR) for Program Year 2022
ALASKA

Date: 10-Sep-2024
Time: 15:05
Page: 26

PGM Year: 2019
Project: 0006 - FFY 19 CDBG
IDIS Activity: 2535 - 19-CDBG-05 City of Golovin
Status: Completed 9/30/2023 12:00:00 AM
Location: ,
Objective:
Outcome:
Matrix Code: Planning (20)
National Objective:

Activity to prevent, prepare for, and respond to Coronavirus: No

Initial Funding Date: 01/07/2022

Description:

Golovin Migration Master Planning

Financing

	Fund Type	Grant Year	Grant	Funded Amount	Drawn In Program Year	Drawn Thru Program Year
CDBG	EN	2019	B19DC020001	\$214,988.00	\$63,603.90	\$106,006.50
Total	Total			\$214,988.00	\$63,603.90	\$106,006.50

Proposed Accomplishments

Actual Accomplishments

Number assisted:

	Owner		Renter		Total		Person	
	Total	Hispanic	Total	Hispanic	Total	Hispanic	Total	Hispanic
White:					0	0		
Black/African American:					0	0		
Asian:					0	0		
American Indian/Alaskan Native:					0	0		
Native Hawaiian/Other Pacific Islander:					0	0		
American Indian/Alaskan Native & White:					0	0		
Asian White:					0	0		
Black/African American & White:					0	0		
American Indian/Alaskan Native & Black/African American:					0	0		
Other multi-racial:					0	0		
Asian/Pacific Islander:					0	0		
Hispanic:					0	0		
Total:	0	0	0	0	0	0	0	0

Female-headed Households:

0



U.S. Department of Housing and Urban Development
Office of Community Planning and Development
Integrated Disbursement and Information System
CDBG Activity Summary Report (GPR) for Program Year 2022
ALASKA

Date: 10-Sep-2024

Time: 15:05

Page: 27

Income Category:

	Owner	Renter	Total	Person
Extremely Low			0	
Low Mod			0	
Moderate			0	
Non Low Moderate			0	
Total	0	0	0	0
Percent Low/Mod				

Annual Accomplishments

No data returned for this view. This might be because the applied filter excludes all data.



U.S. Department of Housing and Urban Development
Office of Community Planning and Development
Integrated Disbursement and Information System
CDBG Activity Summary Report (GPR) for Program Year 2022
ALASKA

Date: 10-Sep-2024
Time: 15:05
Page: 28

PGM Year:	2020				
Project:	0017 - FFY 20 CDBG				
IDIS Activity:	2541 - 20-CDBG-07 City of Thorne Bay				
Status:	Completed 12/31/2022 12:00:00 AM	Objective:	Create suitable living environments		
Location:	,	Outcome:	Availability/accessibility		
		Matrix Code:	Other Public Services Not Listed in 05A-05Y, 03T (05Z)	National Objective:	LMA

Activity to prevent, prepare for, and respond to Coronavirus: No

Initial Funding Date: 06/08/2022

Description:

Construction-ready design documents of a Fire and Emergency Medical Service (EMS) building

Financing

	Fund Type	Grant Year	Grant	Funded Amount	Drawn In Program Year	Drawn Thru Program Year
CDBG	EN	2020	B20DC020001	\$141,272.00	\$64,426.70	\$141,272.00
Total	Total			\$141,272.00	\$64,426.70	\$141,272.00

Proposed Accomplishments

People (General) : 562

Total Population in Service Area: 562

Census Tract Percent Low / Mod: 53.00

Annual Accomplishments

Years	Accomplishment Narrative	# Benefitting
2020	Completed design and engineering for a fire/EMS facility in Thorne Bay	



U.S. Department of Housing and Urban Development
Office of Community Planning and Development
Integrated Disbursement and Information System
CDBG Activity Summary Report (GPR) for Program Year 2022
ALASKA

Date: 10-Sep-2024
Time: 15:05
Page: 29

PGM Year:	2020		
Project:	0017 - FFY 20 CDBG		
IDIS Activity:	2542 - 20-CDBG-06 City of Aniak		
Status:	Completed 3/31/2023 12:00:00 AM	Objective:	Create suitable living environments
Location:	,	Outcome:	Availability/accessibility
		Matrix Code:	Other Public Improvements Not Listed in 03A-03S (03Z)
		National Objective:	LMA

Activity to prevent, prepare for, and respond to Coronavirus: No

Initial Funding Date: 06/09/2022

Description:

Construction-ready design documents for Library and Elder's Center

Financing

	Fund Type	Grant Year	Grant	Funded Amount	Drawn In Program Year	Drawn Thru Program Year
CDBG	EN	2020	B20DC020001	\$124,822.00	\$120,847.40	\$124,822.00
Total	Total			\$124,822.00	\$120,847.40	\$124,822.00

Proposed Accomplishments

People (General) : 485

Total Population in Service Area: 485

Census Tract Percent Low / Mod: 58.30

Annual Accomplishments

Years	Accomplishment Narrative	# Benefitting
2020	Completed design and engineering for library and elder's center.	



U.S. Department of Housing and Urban Development
Office of Community Planning and Development
Integrated Disbursement and Information System
CDBG Activity Summary Report (GPR) for Program Year 2022
ALASKA

Date: 10-Sep-2024
Time: 15:05
Page: 30

PGM Year: 2020

Project: 0017 - FFY 20 CDBG

IDIS Activity: 2544 - 20-CDBG-02 City of Hughes

Status: Completed 6/30/2023 12:00:00 AM

Location: ,

Objective: Create suitable living environments

Outcome: Availability/accessibility

Matrix Code: Other Public Improvements Not Listed
in 03A-03S (03Z)

National Objective: LMA

Activity to prevent, prepare for, and respond to Coronavirus: No

Initial Funding Date: 06/09/2022

Description:

Construction of Traditional Elders and Youth Center

Financing

	Fund Type	Grant Year	Grant	Funded Amount	Drawn In Program Year	Drawn Thru Program Year
CDBG	EN	2020	B20DC020001	\$850,000.00	\$726,850.00	\$726,850.00
Total	Total			\$850,000.00	\$726,850.00	\$726,850.00

Proposed Accomplishments

People (General) : 93

Total Population in Service Area: 93

Census Tract Percent Low / Mod: 58.00

Annual Accomplishments

Years	Accomplishment Narrative	# Benefitting
2024	Construction of the Edlers & Youth Facility has been completed	



U.S. Department of Housing and Urban Development
Office of Community Planning and Development
Integrated Disbursement and Information System
CDBG Activity Summary Report (GPR) for Program Year 2022
ALASKA

Date: 10-Sep-2024
Time: 15:05
Page: 31

PGM Year: 2020

Project: 0018 - FFY 20 CDBG-Coronavirus

IDIS Activity: 2554 - 20-CDBGCV-01 City of Seldovia

Status: Open

Location: ,

Objective: Create suitable living environments

Outcome: Availability/accessibility

Matrix Code: Other Public Improvements Not Listed
in 03A-03S (03Z)

National Objective: LMA

Activity to prevent, prepare for, and respond to Coronavirus: Yes

Initial Funding Date: 08/19/2022

Description:

To improve ventilation, air flow, air purification, and temperature control in multipurpose building to prevent, prepare and respond to coronavirus.

Financing

	Fund Type	Grant Year	Grant	Funded Amount	Drawn In Program Year	Drawn Thru Program Year
CDBG	EN	2020	B20DW020001	\$644,096.85	\$319,603.93	\$319,603.93
Total	Total			\$644,096.85	\$319,603.93	\$319,603.93

Proposed Accomplishments

People (General) : 235

Total Population in Service Area: 235

Census Tract Percent Low / Mod: 62.50

Annual Accomplishments

No data returned for this view. This might be because the applied filter excludes all data.



U.S. Department of Housing and Urban Development
Office of Community Planning and Development
Integrated Disbursement and Information System
CDBG Activity Summary Report (GPR) for Program Year 2022
ALASKA

Date: 10-Sep-2024
Time: 15:05
Page: 32

PGM Year: 2020
Project: 0018 - FFY 20 CDBG-Coronavirus
IDIS Activity: 2556 - 20-CDBGCV-02 City and Borough of Wrangell

Status: Open
Location: ,

Objective: Create suitable living environments
Outcome: Availability/accessibility
Matrix Code: Parks, Recreational Facilities (03F)

National Objective: LMA

Activity to prevent, prepare for, and respond to Coronavirus: Yes

Initial Funding Date: 08/26/2022

Description:
Replace mechanical devices within the HVAC system and complete temperature control upgrades to recreation facility to prevent, prepare and respond to coronavirus.

Financing

	Fund Type	Grant Year	Grant	Funded Amount	Drawn In Program Year	Drawn Thru Program Year
CDBG	EN	2020	B20DW020001	\$806,712.00	\$22,477.76	\$22,477.76
Total	Total			\$806,712.00	\$22,477.76	\$22,477.76

Proposed Accomplishments

People (General) : 914
Total Population in Service Area: 914
Census Tract Percent Low / Mod: 52.80

Annual Accomplishments

No data returned for this view. This might be because the applied filter excludes all data.



U.S. Department of Housing and Urban Development
Office of Community Planning and Development
Integrated Disbursement and Information System
CDBG Activity Summary Report (GPR) for Program Year 2022
ALASKA

Date: 10-Sep-2024
Time: 15:05
Page: 33

PGM Year: 2021
Project: 0022 - FFY 21 CDBG
IDIS Activity: 2557 - FFY 21 State Administration

Status: Open
Location: ,

Objective:
Outcome:
Matrix Code: State Administration (21J) **National Objective:**

Activity to prevent, prepare for, and respond to Coronavirus: No

Initial Funding Date: 09/01/2022

Description:
FFY 21 State Administration
Financing

	Fund Type	Grant Year	Grant	Funded Amount	Drawn In Program Year	Drawn Thru Program Year
CDBG	EN	2021	B21DC020001	\$166,968.00	\$0.00	\$0.00
Total	Total			\$166,968.00	\$0.00	\$0.00

Proposed Accomplishments

Actual Accomplishments

Number assisted:

	Owner		Renter		Total		Person	
	Total	Hispanic	Total	Hispanic	Total	Hispanic	Total	Hispanic
White:					0	0		
Black/African American:					0	0		
Asian:					0	0		
American Indian/Alaskan Native:					0	0		
Native Hawaiian/Other Pacific Islander:					0	0		
American Indian/Alaskan Native & White:					0	0		
Asian White:					0	0		
Black/African American & White:					0	0		
American Indian/Alaskan Native & Black/African American:					0	0		
Other multi-racial:					0	0		
Asian/Pacific Islander:					0	0		
Hispanic:					0	0		
Total:	0	0	0	0	0	0	0	0

Female-headed Households:

0



U.S. Department of Housing and Urban Development
Office of Community Planning and Development
Integrated Disbursement and Information System
CDBG Activity Summary Report (GPR) for Program Year 2022
ALASKA

Date: 10-Sep-2024

Time: 15:05

Page: 34

Income Category:

	Owner	Renter	Total	Person
Extremely Low			0	
Low Mod			0	
Moderate			0	
Non Low Moderate			0	
Total	0	0	0	0
Percent Low/Mod				

Annual Accomplishments

No data returned for this view. This might be because the applied filter excludes all data.



U.S. Department of Housing and Urban Development
Office of Community Planning and Development
Integrated Disbursement and Information System
CDBG Activity Summary Report (GPR) for Program Year 2022
ALASKA

Date: 10-Sep-2024
Time: 15:05
Page: 35

PGM Year: 2021
Project: 0022 - FFY 21 CDBG
IDIS Activity: 2558 - FFY 21 1% Technical Assistance

Status: Open
Location: ,

Objective:
Outcome:
Matrix Code: State CDBG Technical Assistance to Grantees (19H) **National Objective:**

Activity to prevent, prepare for, and respond to Coronavirus: No

Initial Funding Date: 09/01/2022

Description:
FFY 21 1% Technical Assistance

Financing

	Fund Type	Grant Year	Grant	Funded Amount	Drawn In Program Year	Drawn Thru Program Year
CDBG	EN	2021	B21DC020001	\$33,484.00	\$0.00	\$0.00
Total	Total			\$33,484.00	\$0.00	\$0.00

Proposed Accomplishments

Actual Accomplishments

Number assisted:

	Owner		Renter		Total		Person	
	Total	Hispanic	Total	Hispanic	Total	Hispanic	Total	Hispanic
White:					0	0		
Black/African American:					0	0		
Asian:					0	0		
American Indian/Alaskan Native:					0	0		
Native Hawaiian/Other Pacific Islander:					0	0		
American Indian/Alaskan Native & White:					0	0		
Asian White:					0	0		
Black/African American & White:					0	0		
American Indian/Alaskan Native & Black/African American:					0	0		
Other multi-racial:					0	0		
Asian/Pacific Islander:					0	0		
Hispanic:					0	0		
Total:	0	0	0	0	0	0	0	0

Female-headed Households:

0



U.S. Department of Housing and Urban Development
Office of Community Planning and Development
Integrated Disbursement and Information System
CDBG Activity Summary Report (GPR) for Program Year 2022
ALASKA

Date: 10-Sep-2024
Time: 15:05
Page: 36

Income Category:

	Owner	Renter	Total	Person
Extremely Low			0	
Low Mod			0	
Moderate			0	
Non Low Moderate			0	
Total	0	0	0	0
Percent Low/Mod				

Annual Accomplishments

No data returned for this view. This might be because the applied filter excludes all data.



U.S. Department of Housing and Urban Development
Office of Community Planning and Development
Integrated Disbursement and Information System
CDBG Activity Summary Report (GPR) for Program Year 2022
ALASKA

Date: 10-Sep-2024
Time: 15:05
Page: 37

PGM Year: 2021
Project: 0022 - FFY 21 CDBG
IDIS Activity: 2559 - 21-CDBG-02 City and Borough of Wrangell

Status: Open
Location: ,

Objective: Create suitable living environments
Outcome: Availability/accessibility
Matrix Code: Other Public Improvements Not Listed
in 03A-03S (03Z)

National Objective: LMA

Activity to prevent, prepare for, and respond to Coronavirus: No

Initial Funding Date: 09/01/2022

Description:
Upgrade existing fire alarm system in the High School and Middle School buildings to meet current codes for life and safety fire alarms in educational buildings.

Financing

	Fund Type	Grant Year	Grant	Funded Amount	Drawn In Program Year	Drawn Thru Program Year
CDBG	EN	2021	B21DC020001	\$526,201.00	\$5,097.40	\$5,097.40
Total	Total			\$526,201.00	\$5,097.40	\$5,097.40

Proposed Accomplishments

People (General) : 914
Total Population in Service Area: 914
Census Tract Percent Low / Mod: 52.80

Annual Accomplishments

No data returned for this view. This might be because the applied filter excludes all data.



U.S. Department of Housing and Urban Development
Office of Community Planning and Development
Integrated Disbursement and Information System
CDBG Activity Summary Report (GPR) for Program Year 2022
ALASKA

Date: 10-Sep-2024
Time: 15:05
Page: 38

PGM Year: 2020
Project: 0017 - FFY 20 CDBG
IDIS Activity: 2562 - 20-CDBG-03 City of Mountain Village

Status: Open
Location: ,

Objective: Create suitable living environments
Outcome: Availability/accessibility
Matrix Code: Other Public Improvements Not Listed
in 03A-03S (03Z)

National Objective: LMA

Activity to prevent, prepare for, and respond to Coronavirus: No

Initial Funding Date: 10/03/2022

Description:

Construct a standby power plant in Mountain Village.

Financing

	Fund Type	Grant Year	Grant	Funded Amount	Drawn In Program Year	Drawn Thru Program Year
CDBG	EN	2020	B20DC020001	\$850,000.00	\$715,795.00	\$715,795.00
Total	Total			\$850,000.00	\$715,795.00	\$715,795.00

Proposed Accomplishments

People (General) : 813
Total Population in Service Area: 813
Census Tract Percent Low / Mod: 84.60

Annual Accomplishments

No data returned for this view. This might be because the applied filter excludes all data.



U.S. Department of Housing and Urban Development
Office of Community Planning and Development
Integrated Disbursement and Information System
CDBG Activity Summary Report (GPR) for Program Year 2022
ALASKA

Date: 10-Sep-2024
Time: 15:05
Page: 39

PGM Year: 2021
Project: 0022 - FFY 21 CDBG
IDIS Activity: 2563 - 21-CDBG-05 City of Valdez

Status: Open
Location: ,

Objective: Create suitable living environments
Outcome: Availability/accessibility
Matrix Code: Water/Sewer Improvements (03J)

National Objective: LMC

Activity to prevent, prepare for, and respond to Coronavirus: No

Initial Funding Date: 10/04/2022

Description:

Expand water, sewer, electric, and storm water drainage to the Valdez Senior Living Apartments.

Financing

	Fund Type	Grant Year	Grant	Funded Amount	Drawn In Program Year	Drawn Thru Program Year
CDBG	EN	2021	B21DC020001	\$850,000.00	\$765,000.00	\$765,000.00
Total	Total			\$850,000.00	\$765,000.00	\$765,000.00

Proposed Accomplishments

People (General) : 600

Actual Accomplishments

Number assisted:

	Owner		Renter		Total		Person	
	Total	Hispanic	Total	Hispanic	Total	Hispanic	Total	Hispanic
White:	0	0	0	0	0	0		0
Black/African American:	0	0	0	0	0	0	0	0
Asian:	0	0	0	0	0	0	0	0
American Indian/Alaskan Native:	0	0	0	0	0	0	0	0
Native Hawaiian/Other Pacific Islander:	0	0	0	0	0	0	0	0
American Indian/Alaskan Native & White:	0	0	0	0	0	0	0	0
Asian White:	0	0	0	0	0	0	0	0
Black/African American & White:	0	0	0	0	0	0	0	0
American Indian/Alaskan Native & Black/African American:	0	0	0	0	0	0	0	0
Other multi-racial:	0	0	0	0	0	0	0	0
Asian/Pacific Islander:	0	0	0	0	0	0	0	0
Hispanic:	0	0	0	0	0	0	0	0
Total:	0	0	0	0	0	0	0	0



U.S. Department of Housing and Urban Development
Office of Community Planning and Development
Integrated Disbursement and Information System
CDBG Activity Summary Report (GPR) for Program Year 2022
ALASKA

Date: 10-Sep-2024

Time: 15:05

Page: 40

Female-headed Households: 0 0 0

Income Category:

	Owner	Renter	Total	Person
Extremely Low	0	0	0	0
Low Mod	0	0	0	0
Moderate	0	0	0	0
Non Low Moderate	0	0	0	0
Total	0	0	0	0

Percent Low/Mod

Annual Accomplishments

No data returned for this view. This might be because the applied filter excludes all data.



U.S. Department of Housing and Urban Development
Office of Community Planning and Development
Integrated Disbursement and Information System
CDBG Activity Summary Report (GPR) for Program Year 2022
ALASKA

Date: 10-Sep-2024
Time: 15:05
Page: 41

PGM Year: 2021
Project: 0022 - FFY 21 CDBG
IDIS Activity: 2564 - 21-CDBG-03 City of Pelican

Status: Open
Location: ,

Objective: Create suitable living environments
Outcome: Availability/accessibility
Matrix Code: Solid Waste Disposal Improvements (03H)

National Objective: LMA

Activity to prevent, prepare for, and respond to Coronavirus: No

Initial Funding Date: 10/25/2022

Description:

City of Pelican will purchase and install a new burn box at the local landfill to decrease pollutants produced by burned solid waste.

Financing

	Fund Type	Grant Year	Grant	Funded Amount	Drawn In Program Year	Drawn Thru Program Year
CDBG	EN	2021	B21DC020001	\$99,645.00	\$88,203.66	\$88,203.66
Total	Total			\$99,645.00	\$88,203.66	\$88,203.66

Proposed Accomplishments

People (General) : 98
Total Population in Service Area: 98
Census Tract Percent Low / Mod: 90.80

Annual Accomplishments

No data returned for this view. This might be because the applied filter excludes all data.



U.S. Department of Housing and Urban Development
Office of Community Planning and Development
Integrated Disbursement and Information System
CDBG Activity Summary Report (GPR) for Program Year 2022
ALASKA

Date: 10-Sep-2024
Time: 15:05
Page: 42

PGM Year: 2020
Project: 0018 - FFY 20 CDBG-Coronavirus
IDIS Activity: 2570 - 20-CDBGCV-04 City of King Cove

Status: Open
Location: ,

Objective: Create suitable living environments
Outcome: Availability/accessibility
Matrix Code: Other Public Improvements Not Listed
in 03A-03S (03Z)

National Objective: LMA

Activity to prevent, prepare for, and respond to Coronavirus: Yes

Initial Funding Date: 02/06/2023

Description:

Rehabilitation and improvements of the quarantinerecreation center to prevent and respond to Covid pandemic.

Financing

	Fund Type	Grant Year	Grant	Funded Amount	Drawn In Program Year	Drawn Thru Program Year
CDBG	EN	2020	B20DW020001	\$700,000.00	\$277,518.20	\$277,518.20
Total	Total			\$700,000.00	\$277,518.20	\$277,518.20

Proposed Accomplishments

People (General) : 757
Total Population in Service Area: 757
Census Tract Percent Low / Mod: 62.40

Annual Accomplishments

No data returned for this view. This might be because the applied filter excludes all data.



U.S. Department of Housing and Urban Development
Office of Community Planning and Development
Integrated Disbursement and Information System
CDBG Activity Summary Report (GPR) for Program Year 2022
ALASKA

Date: 10-Sep-2024
Time: 15:05
Page: 43

PGM Year:	2021				
Project:	0022 - FFY 21 CDBG				
IDIS Activity:	2577 - 21-CDBG-01 City of King Cove				
Status:	Open	Objective:	Create suitable living environments		
Location:	,	Outcome:	Availability/accessibility		
		Matrix Code:	Solid Waste Disposal Improvements (03H)	National Objective:	LMA

Activity to prevent, prepare for, and respond to Coronavirus: No

Initial Funding Date: 04/27/2023

Description:

Complete construction ready design and obtain necessary permits for a new solid waste processing facility.

Financing

	Fund Type	Grant Year	Grant	Funded Amount	Drawn In Program Year	Drawn Thru Program Year
CDBG	EN	2021	B21DC020001	\$312,800.00	\$60,529.50	\$60,529.50
Total	Total			\$312,800.00	\$60,529.50	\$60,529.50

Proposed Accomplishments

People (General) : 757

Total Population in Service Area: 757

Census Tract Percent Low / Mod: 62.40

Annual Accomplishments

No data returned for this view. This might be because the applied filter excludes all data.



U.S. Department of Housing and Urban Development
Office of Community Planning and Development
Integrated Disbursement and Information System
CDBG Activity Summary Report (GPR) for Program Year 2022
ALASKA

Date: 10-Sep-2024
Time: 15:05
Page: 44

PGM Year: 2021
Project: 0022 - FFY 21 CDBG
IDIS Activity: 2578 - 21-CDBG-07 City of Marshall

Status: Open
Location: ,

Objective: Create suitable living environments
Outcome: Availability/accessibility
Matrix Code: Other Public Improvements Not Listed
in 03A-03S (03Z)

National Objective: LMA

Activity to prevent, prepare for, and respond to Coronavirus: No

Initial Funding Date: 06/13/2023

Description:

Project is to complete construction-ready design documents for a recreation center in Marshall.

Financing

	Fund Type	Grant Year	Grant	Funded Amount	Drawn In Program Year	Drawn Thru Program Year
CDBG	EN	2021	B21DC020001	\$175,942.00	\$12,206.10	\$12,206.10
Total	Total			\$175,942.00	\$12,206.10	\$12,206.10

Proposed Accomplishments

People (General) : 492
Total Population in Service Area: 492
Census Tract Percent Low / Mod: 77.00

Annual Accomplishments

No data returned for this view. This might be because the applied filter excludes all data.



U.S. Department of Housing and Urban Development
Office of Community Planning and Development
Integrated Disbursement and Information System
CDBG Activity Summary Report (GPR) for Program Year 2022
ALASKA

Date: 10-Sep-2024
Time: 15:05
Page: 45

PGM Year: 2020
Project: 0018 - FFY 20 CDBG-Coronavirus
IDIS Activity: 2579 - 20-CDBGCV-05 Ketchikan Gateway Borough

Status: Open
Location: ,

Objective: Create suitable living environments
Outcome: Availability/accessibility
Matrix Code: Homeless Facilities (not operating costs) (03C)

National Objective: LMC

Activity to prevent, prepare for, and respond to Coronavirus: Yes

Initial Funding Date: 06/13/2023

Description:

Renovation of WISH Community Service Facility

Financing

	Fund Type	Grant Year	Grant	Funded Amount	Drawn In Program Year	Drawn Thru Program Year
CDBG	EN	2020	B20DW020001	\$846,949.00	\$269,755.50	\$269,755.50
Total	Total			\$846,949.00	\$269,755.50	\$269,755.50

Proposed Accomplishments

People (General) : 264

Actual Accomplishments

Number assisted:

	Owner		Renter		Total		Person	
	Total	Hispanic	Total	Hispanic	Total	Hispanic	Total	Hispanic
White:	0	0	0	0	0	0		0
Black/African American:	0	0	0	0	0	0	0	0
Asian:	0	0	0	0	0	0	0	0
American Indian/Alaskan Native:	0	0	0	0	0	0	0	0
Native Hawaiian/Other Pacific Islander:	0	0	0	0	0	0	0	0
American Indian/Alaskan Native & White:	0	0	0	0	0	0	0	0
Asian White:	0	0	0	0	0	0	0	0
Black/African American & White:	0	0	0	0	0	0	0	0
American Indian/Alaskan Native & Black/African American:	0	0	0	0	0	0	0	0
Other multi-racial:	0	0	0	0	0	0	0	0
Asian/Pacific Islander:	0	0	0	0	0	0	0	0
Hispanic:	0	0	0	0	0	0	0	0
Total:	0	0	0	0	0	0	0	0



U.S. Department of Housing and Urban Development
Office of Community Planning and Development
Integrated Disbursement and Information System
CDBG Activity Summary Report (GPR) for Program Year 2022
ALASKA

Date: 10-Sep-2024

Time: 15:05

Page: 46

Female-headed Households: 0 0 0

Income Category:

	Owner	Renter	Total	Person
Extremely Low	0	0	0	0
Low Mod	0	0	0	0
Moderate	0	0	0	0
Non Low Moderate	0	0	0	0
Total	0	0	0	0

Percent Low/Mod

Annual Accomplishments

No data returned for this view. This might be because the applied filter excludes all data.



U.S. Department of Housing and Urban Development
Office of Community Planning and Development
Integrated Disbursement and Information System
CDBG Activity Summary Report (GPR) for Program Year 2022
ALASKA

Date: 10-Sep-2024
Time: 15:05
Page: 47

Total Funded Amount:	\$10,159,678.18
Total Drawn Thru Program Year:	\$5,799,983.96
Total Drawn In Program Year:	\$4,558,351.85



U.S. Department of Housing and Urban Development
Office of Community Planning and Development
Integrated Disbursement and Information System
CDBG Activity Summary Report (GPR) for Program Year 2023
ALASKA

Date: 10-Sep-2024
Time: 15:05
Page: 1

PGM Year: 2017
Project: 0024 - FFY17 CDBG
IDIS Activity: 2380 - FFY 17 State Administration

Status: Open
Location: ,

Objective:
Outcome:
Matrix Code: State Administration (21J) **National Objective:**

Activity to prevent, prepare for, and respond to Coronavirus: No

Initial Funding Date: 12/06/2018

Description:

Financing

	Fund Type	Grant Year	Grant	Funded Amount	Drawn In Program Year	Drawn Thru Program Year
CDBG	EN	2017	B17DC020001	\$152,580.00	\$0.00	\$152,580.00
Total	Total			\$152,580.00	\$0.00	\$152,580.00

Proposed Accomplishments

Actual Accomplishments

Number assisted:

	Owner		Renter		Total		Person	
	Total	Hispanic	Total	Hispanic	Total	Hispanic	Total	Hispanic
White:					0	0		
Black/African American:					0	0		
Asian:					0	0		
American Indian/Alaskan Native:					0	0		
Native Hawaiian/Other Pacific Islander:					0	0		
American Indian/Alaskan Native & White:					0	0		
Asian White:					0	0		
Black/African American & White:					0	0		
American Indian/Alaskan Native & Black/African American:					0	0		
Other multi-racial:					0	0		
Asian/Pacific Islander:					0	0		
Hispanic:					0	0		
Total:	0	0	0	0	0	0	0	0
Female-headed Households:					0			



U.S. Department of Housing and Urban Development
Office of Community Planning and Development
Integrated Disbursement and Information System
CDBG Activity Summary Report (GPR) for Program Year 2023
ALASKA

Date: 10-Sep-2024

Time: 15:05

Page: 2

Income Category:

	Owner	Renter	Total	Person
Extremely Low			0	
Low Mod			0	
Moderate			0	
Non Low Moderate			0	
Total	0	0	0	0
Percent Low/Mod				

Annual Accomplishments

No data returned for this view. This might be because the applied filter excludes all data.



U.S. Department of Housing and Urban Development
Office of Community Planning and Development
Integrated Disbursement and Information System
CDBG Activity Summary Report (GPR) for Program Year 2023
ALASKA

Date: 10-Sep-2024
Time: 15:05
Page: 3

PGM Year: 2017
Project: 0024 - FFY17 CDBG
IDIS Activity: 2381 - FFY 17 1% Technical Assistance

Status: Open
Location: ,

Objective:
Outcome:
Matrix Code: State Administration (21J) **National Objective:**

Activity to prevent, prepare for, and respond to Coronavirus: No

Initial Funding Date: 12/06/2018

Description:

Financing

	Fund Type	Grant Year	Grant	Funded Amount	Drawn In Program Year	Drawn Thru Program Year
CDBG	EN	2017	B17DC020001	\$26,289.00	\$0.00	\$26,289.00
Total	Total			\$26,289.00	\$0.00	\$26,289.00

Proposed Accomplishments

Actual Accomplishments

Number assisted:

	Owner		Renter		Total		Person	
	Total	Hispanic	Total	Hispanic	Total	Hispanic	Total	Hispanic
White:					0	0		
Black/African American:					0	0		
Asian:					0	0		
American Indian/Alaskan Native:					0	0		
Native Hawaiian/Other Pacific Islander:					0	0		
American Indian/Alaskan Native & White:					0	0		
Asian White:					0	0		
Black/African American & White:					0	0		
American Indian/Alaskan Native & Black/African American:					0	0		
Other multi-racial:					0	0		
Asian/Pacific Islander:					0	0		
Hispanic:					0	0		
Total:	0	0	0	0	0	0	0	0
Female-headed Households:					0			



U.S. Department of Housing and Urban Development
Office of Community Planning and Development
Integrated Disbursement and Information System
CDBG Activity Summary Report (GPR) for Program Year 2023
ALASKA

Date: 10-Sep-2024
Time: 15:05
Page: 4

Income Category:

	Owner	Renter	Total	Person
Extremely Low			0	
Low Mod			0	
Moderate			0	
Non Low Moderate			0	
Total	0	0	0	0
Percent Low/Mod				

Annual Accomplishments

No data returned for this view. This might be because the applied filter excludes all data.



U.S. Department of Housing and Urban Development
Office of Community Planning and Development
Integrated Disbursement and Information System
CDBG Activity Summary Report (GPR) for Program Year 2023
ALASKA

Date: 10-Sep-2024
Time: 15:05
Page: 5

PGM Year: 2018
Project: 0009 - FFY 19 CDBG
IDIS Activity: 2451 - FFY 18 State Administration

Status: Open
Location: ,

Objective:
Outcome:
Matrix Code: State Administration (21J) **National Objective:**

Activity to prevent, prepare for, and respond to Coronavirus: No

Initial Funding Date: 01/30/2020

Description:
FFY 18 State Administration
Financing

	Fund Type	Grant Year	Grant	Funded Amount	Drawn In Program Year	Drawn Thru Program Year
CDBG	EN	2018	B18DC020001	\$39,112.34	\$0.00	\$39,112.34
Total	Total			\$39,112.34	\$0.00	\$39,112.34

Proposed Accomplishments

Actual Accomplishments

Number assisted:

	Owner		Renter		Total		Person	
	Total	Hispanic	Total	Hispanic	Total	Hispanic	Total	Hispanic
White:					0	0		
Black/African American:					0	0		
Asian:					0	0		
American Indian/Alaskan Native:					0	0		
Native Hawaiian/Other Pacific Islander:					0	0		
American Indian/Alaskan Native & White:					0	0		
Asian White:					0	0		
Black/African American & White:					0	0		
American Indian/Alaskan Native & Black/African American:					0	0		
Other multi-racial:					0	0		
Asian/Pacific Islander:					0	0		
Hispanic:					0	0		
Total:	0	0	0	0	0	0	0	0

Female-headed Households:

0



U.S. Department of Housing and Urban Development
Office of Community Planning and Development
Integrated Disbursement and Information System
CDBG Activity Summary Report (GPR) for Program Year 2023
ALASKA

Date: 10-Sep-2024
Time: 15:05
Page: 6

Income Category:

	Owner	Renter	Total	Person
Extremely Low			0	
Low Mod			0	
Moderate			0	
Non Low Moderate			0	
Total	0	0	0	0
Percent Low/Mod				

Annual Accomplishments

No data returned for this view. This might be because the applied filter excludes all data.



U.S. Department of Housing and Urban Development
Office of Community Planning and Development
Integrated Disbursement and Information System
CDBG Activity Summary Report (GPR) for Program Year 2023
ALASKA

Date: 10-Sep-2024
Time: 15:05
Page: 7

PGM Year: 2018
Project: 0009 - FFY 19 CDBG
IDIS Activity: 2452 - FFY 18 1% Technical Assistance

Status: Open
Location: ,

Objective:
Outcome:
Matrix Code: State CDBG Technical Assistance to Grantees (19H) **National Objective:**

Activity to prevent, prepare for, and respond to Coronavirus: No

Initial Funding Date: 01/30/2020

Description:
FFY 18 1% Technical Assistance

Financing

	Fund Type	Grant Year	Grant	Funded Amount	Drawn In Program Year	Drawn Thru Program Year
CDBG	EN	2018	B18DC020001	\$15,443.66	\$0.00	\$15,443.66
Total	Total			\$15,443.66	\$0.00	\$15,443.66

Proposed Accomplishments

Actual Accomplishments

Number assisted:

	Owner		Renter		Total		Person	
	Total	Hispanic	Total	Hispanic	Total	Hispanic	Total	Hispanic
White:					0	0		
Black/African American:					0	0		
Asian:					0	0		
American Indian/Alaskan Native:					0	0		
Native Hawaiian/Other Pacific Islander:					0	0		
American Indian/Alaskan Native & White:					0	0		
Asian White:					0	0		
Black/African American & White:					0	0		
American Indian/Alaskan Native & Black/African American:					0	0		
Other multi-racial:					0	0		
Asian/Pacific Islander:					0	0		
Hispanic:					0	0		
Total:	0	0	0	0	0	0	0	0

Female-headed Households:

0



U.S. Department of Housing and Urban Development
Office of Community Planning and Development
Integrated Disbursement and Information System
CDBG Activity Summary Report (GPR) for Program Year 2023
ALASKA

Date: 10-Sep-2024
Time: 15:05
Page: 8

Income Category:

	Owner	Renter	Total	Person
Extremely Low			0	
Low Mod			0	
Moderate			0	
Non Low Moderate			0	
Total	0	0	0	0
Percent Low/Mod				

Annual Accomplishments

No data returned for this view. This might be because the applied filter excludes all data.



U.S. Department of Housing and Urban Development
Office of Community Planning and Development
Integrated Disbursement and Information System
CDBG Activity Summary Report (GPR) for Program Year 2023
ALASKA

Date: 10-Sep-2024
Time: 15:05
Page: 9

PGM Year: 2019
Project: 0006 - FFY 19 CDBG
IDIS Activity: 2480 - FFY 19 1% Technical Assistance

Status: Open
Location: ,

Objective:
Outcome:
Matrix Code: State CDBG Technical Assistance to Grantees (19H) **National Objective:**

Activity to prevent, prepare for, and respond to Coronavirus: No

Initial Funding Date: 08/28/2020

Description:
FFY 19 1% Technical Assistance
Financing

	Fund Type	Grant Year	Grant	Funded Amount	Drawn In Program Year	Drawn Thru Program Year
CDBG	EN	2019	B19DC020001	\$30,177.00	\$9,797.48	\$30,028.83
Total	Total			\$30,177.00	\$9,797.48	\$30,028.83

Proposed Accomplishments

Actual Accomplishments

Number assisted:

	Owner		Renter		Total		Person	
	Total	Hispanic	Total	Hispanic	Total	Hispanic	Total	Hispanic
White:					0	0		
Black/African American:					0	0		
Asian:					0	0		
American Indian/Alaskan Native:					0	0		
Native Hawaiian/Other Pacific Islander:					0	0		
American Indian/Alaskan Native & White:					0	0		
Asian White:					0	0		
Black/African American & White:					0	0		
American Indian/Alaskan Native & Black/African American:					0	0		
Other multi-racial:					0	0		
Asian/Pacific Islander:					0	0		
Hispanic:					0	0		
Total:	0	0	0	0	0	0	0	0

Female-headed Households:

0



U.S. Department of Housing and Urban Development
Office of Community Planning and Development
Integrated Disbursement and Information System
CDBG Activity Summary Report (GPR) for Program Year 2023
ALASKA

Date: 10-Sep-2024
Time: 15:05
Page: 10

Income Category:

	Owner	Renter	Total	Person
Extremely Low			0	
Low Mod			0	
Moderate			0	
Non Low Moderate			0	
Total	0	0	0	0
Percent Low/Mod				

Annual Accomplishments

No data returned for this view. This might be because the applied filter excludes all data.



U.S. Department of Housing and Urban Development
Office of Community Planning and Development
Integrated Disbursement and Information System
CDBG Activity Summary Report (GPR) for Program Year 2023
ALASKA

Date: 10-Sep-2024
Time: 15:05
Page: 11

PGM Year: 2019
Project: 0006 - FFY 19 CDBG
IDIS Activity: 2481 - FY 19 State Administration

Status: Open
Location: ,

Objective:
Outcome:
Matrix Code: State Administration (21J) **National Objective:**

Activity to prevent, prepare for, and respond to Coronavirus: No

Initial Funding Date: 08/28/2020

Description:
FFY 19 State Administration
Financing

	Fund Type	Grant Year	Grant	Funded Amount	Drawn In Program Year	Drawn Thru Program Year
CDBG	EN	2019	B19DC020001	\$160,354.00	\$30,240.12	\$90,801.94
Total	Total			\$160,354.00	\$30,240.12	\$90,801.94

Proposed Accomplishments

Actual Accomplishments

Number assisted:

	Owner		Renter		Total		Person	
	Total	Hispanic	Total	Hispanic	Total	Hispanic	Total	Hispanic
White:					0	0		
Black/African American:					0	0		
Asian:					0	0		
American Indian/Alaskan Native:					0	0		
Native Hawaiian/Other Pacific Islander:					0	0		
American Indian/Alaskan Native & White:					0	0		
Asian White:					0	0		
Black/African American & White:					0	0		
American Indian/Alaskan Native & Black/African American:					0	0		
Other multi-racial:					0	0		
Asian/Pacific Islander:					0	0		
Hispanic:					0	0		
Total:	0	0	0	0	0	0	0	0

Female-headed Households:

0



U.S. Department of Housing and Urban Development
Office of Community Planning and Development
Integrated Disbursement and Information System
CDBG Activity Summary Report (GPR) for Program Year 2023
ALASKA

Date: 10-Sep-2024

Time: 15:05

Page: 12

Income Category:

	Owner	Renter	Total	Person
Extremely Low			0	
Low Mod			0	
Moderate			0	
Non Low Moderate			0	
Total	0	0	0	0
Percent Low/Mod				

Annual Accomplishments

No data returned for this view. This might be because the applied filter excludes all data.



U.S. Department of Housing and Urban Development
Office of Community Planning and Development
Integrated Disbursement and Information System
CDBG Activity Summary Report (GPR) for Program Year 2023
ALASKA

Date: 10-Sep-2024
Time: 15:05
Page: 13

PGM Year: 2020
Project: 0017 - FFY 20 CDBG
IDIS Activity: 2516 - FFY 20 1% Technical Assistance

Status: Open
Location: ,

Objective:
Outcome:
Matrix Code: State CDBG Technical Assistance to Grantees (19H) **National Objective:**

Activity to prevent, prepare for, and respond to Coronavirus: No

Initial Funding Date: 08/24/2021

Description:
FFY 20 1% Technical Assistance

Financing

	Fund Type	Grant Year	Grant	Funded Amount	Drawn In Program Year	Drawn Thru Program Year
CDBG	EN	2020	B20DC020001	\$31,601.00	\$27,604.41	\$27,604.41
Total	Total			\$31,601.00	\$27,604.41	\$27,604.41

Proposed Accomplishments

Actual Accomplishments

Number assisted:

	Owner		Renter		Total		Person	
	Total	Hispanic	Total	Hispanic	Total	Hispanic	Total	Hispanic
White:					0	0		
Black/African American:					0	0		
Asian:					0	0		
American Indian/Alaskan Native:					0	0		
Native Hawaiian/Other Pacific Islander:					0	0		
American Indian/Alaskan Native & White:					0	0		
Asian White:					0	0		
Black/African American & White:					0	0		
American Indian/Alaskan Native & Black/African American:					0	0		
Other multi-racial:					0	0		
Asian/Pacific Islander:					0	0		
Hispanic:					0	0		
Total:	0	0	0	0	0	0	0	0

Female-headed Households:

0



U.S. Department of Housing and Urban Development
Office of Community Planning and Development
Integrated Disbursement and Information System
CDBG Activity Summary Report (GPR) for Program Year 2023
ALASKA

Date: 10-Sep-2024
Time: 15:05
Page: 14

Income Category:

	Owner	Renter	Total	Person
Extremely Low			0	
Low Mod			0	
Moderate			0	
Non Low Moderate			0	
Total	0	0	0	0
Percent Low/Mod				

Annual Accomplishments

No data returned for this view. This might be because the applied filter excludes all data.



U.S. Department of Housing and Urban Development
Office of Community Planning and Development
Integrated Disbursement and Information System
CDBG Activity Summary Report (GPR) for Program Year 2023
ALASKA

Date: 10-Sep-2024
Time: 15:05
Page: 15

PGM Year: 2020
Project: 0017 - FFY 20 CDBG
IDIS Activity: 2517 - FFY 20 State Administration

Status: Open
Location: ,

Objective:
Outcome:
Matrix Code: State Administration (21J) **National Objective:**

Activity to prevent, prepare for, and respond to Coronavirus: No

Initial Funding Date: 08/24/2021

Description:
FFY 20 State Administration
Financing

	Fund Type	Grant Year	Grant	Funded Amount	Drawn In Program Year	Drawn Thru Program Year
CDBG	EN	2020	B20DC020001	\$163,201.00	\$36,153.06	\$36,153.06
Total	Total			\$163,201.00	\$36,153.06	\$36,153.06

Proposed Accomplishments

Actual Accomplishments

Number assisted:

	Owner		Renter		Total		Person	
	Total	Hispanic	Total	Hispanic	Total	Hispanic	Total	Hispanic
White:					0	0		
Black/African American:					0	0		
Asian:					0	0		
American Indian/Alaskan Native:					0	0		
Native Hawaiian/Other Pacific Islander:					0	0		
American Indian/Alaskan Native & White:					0	0		
Asian White:					0	0		
Black/African American & White:					0	0		
American Indian/Alaskan Native & Black/African American:					0	0		
Other multi-racial:					0	0		
Asian/Pacific Islander:					0	0		
Hispanic:					0	0		
Total:	0	0	0	0	0	0	0	0

Female-headed Households:

0



U.S. Department of Housing and Urban Development
Office of Community Planning and Development
Integrated Disbursement and Information System
CDBG Activity Summary Report (GPR) for Program Year 2023
ALASKA

Date: 10-Sep-2024
Time: 15:05
Page: 16

Income Category:

	Owner	Renter	Total	Person
Extremely Low			0	
Low Mod			0	
Moderate			0	
Non Low Moderate			0	
Total	0	0	0	0
Percent Low/Mod				

Annual Accomplishments

No data returned for this view. This might be because the applied filter excludes all data.



U.S. Department of Housing and Urban Development
Office of Community Planning and Development
Integrated Disbursement and Information System
CDBG Activity Summary Report (GPR) for Program Year 2023
ALASKA

Date: 10-Sep-2024
Time: 15:05
Page: 17

PGM Year: 2020
Project: 0018 - FFY 20 CDBG-Coronavirus
IDIS Activity: 2530 - FFY 20 CDBG-CV State Administration

Status: Open
Location: ,

Objective:
Outcome:
Matrix Code: State Administration (21J) **National Objective:**

Activity to prevent, prepare for, and respond to Coronavirus: Yes

Initial Funding Date: 11/12/2021

Description:

Financing

	Fund Type	Grant Year	Grant	Funded Amount	Drawn In Program Year	Drawn Thru Program Year
CDBG	EN	2020	B20DW020001	\$423,810.00	\$115,188.58	\$252,652.75
Total	Total			\$423,810.00	\$115,188.58	\$252,652.75

Proposed Accomplishments

Actual Accomplishments

Number assisted:

	Owner		Renter		Total		Person	
	Total	Hispanic	Total	Hispanic	Total	Hispanic	Total	Hispanic
White:					0	0		
Black/African American:					0	0		
Asian:					0	0		
American Indian/Alaskan Native:					0	0		
Native Hawaiian/Other Pacific Islander:					0	0		
American Indian/Alaskan Native & White:					0	0		
Asian White:					0	0		
Black/African American & White:					0	0		
American Indian/Alaskan Native & Black/African American:					0	0		
Other multi-racial:					0	0		
Asian/Pacific Islander:					0	0		
Hispanic:					0	0		
Total:	0	0	0	0	0	0	0	0
Female-headed Households:					0			



U.S. Department of Housing and Urban Development
Office of Community Planning and Development
Integrated Disbursement and Information System
CDBG Activity Summary Report (GPR) for Program Year 2023
ALASKA

Date: 10-Sep-2024
Time: 15:05
Page: 18

Income Category:

	Owner	Renter	Total	Person
Extremely Low			0	
Low Mod			0	
Moderate			0	
Non Low Moderate			0	
Total	0	0	0	0
Percent Low/Mod				

Annual Accomplishments

No data returned for this view. This might be because the applied filter excludes all data.



U.S. Department of Housing and Urban Development
Office of Community Planning and Development
Integrated Disbursement and Information System
CDBG Activity Summary Report (GPR) for Program Year 2023
ALASKA

Date: 10-Sep-2024
Time: 15:05
Page: 19

PGM Year: 2020
Project: 0018 - FFY 20 CDBG-Coronavirus
IDIS Activity: 2531 - FFY 20 CDBG-CV Technical Assistance

Status: Open
Location: ,

Objective:
Outcome:
Matrix Code: State CDBG Technical Assistance to Grantees (19H) **National Objective:**

Activity to prevent, prepare for, and respond to Coronavirus: Yes

Initial Funding Date: 11/12/2021

Description:

Financing

	Fund Type	Grant Year	Grant	Funded Amount	Drawn In Program Year	Drawn Thru Program Year
CDBG	EN	2020	B20DW020001	\$61,904.00	\$198.95	\$2,036.69
Total	Total			\$61,904.00	\$198.95	\$2,036.69

Proposed Accomplishments

Actual Accomplishments

Number assisted:

	Owner		Renter		Total		Person	
	Total	Hispanic	Total	Hispanic	Total	Hispanic	Total	Hispanic
White:					0	0		
Black/African American:					0	0		
Asian:					0	0		
American Indian/Alaskan Native:					0	0		
Native Hawaiian/Other Pacific Islander:					0	0		
American Indian/Alaskan Native & White:					0	0		
Asian White:					0	0		
Black/African American & White:					0	0		
American Indian/Alaskan Native & Black/African American:					0	0		
Other multi-racial:					0	0		
Asian/Pacific Islander:					0	0		
Hispanic:					0	0		
Total:	0	0	0	0	0	0	0	0
Female-headed Households:					0			



U.S. Department of Housing and Urban Development
Office of Community Planning and Development
Integrated Disbursement and Information System
CDBG Activity Summary Report (GPR) for Program Year 2023
ALASKA

Date: 10-Sep-2024

Time: 15:05

Page: 20

Income Category:

	Owner	Renter	Total	Person
Extremely Low			0	
Low Mod			0	
Moderate			0	
Non Low Moderate			0	
Total	0	0	0	0
Percent Low/Mod				

Annual Accomplishments

No data returned for this view. This might be because the applied filter excludes all data.



U.S. Department of Housing and Urban Development
Office of Community Planning and Development
Integrated Disbursement and Information System
CDBG Activity Summary Report (GPR) for Program Year 2023
ALASKA

Date: 10-Sep-2024
Time: 15:05
Page: 21

PGM Year: 2019
Project: 0006 - FFY 19 CDBG
IDIS Activity: 2535 - 19-CDBG-05 City of Golovin
Status: Completed 9/30/2023 12:00:00 AM
Location: ,

Objective:
Outcome:
Matrix Code: Planning (20) **National Objective:**

Activity to prevent, prepare for, and respond to Coronavirus: No

Initial Funding Date: 01/07/2022

Description:

Golovin Migration Master Planning

Financing

	Fund Type	Grant Year	Grant	Funded Amount	Drawn In Program Year	Drawn Thru Program Year
CDBG	EN	2019	B19DC020001	\$214,988.00	\$108,981.50	\$214,988.00
Total	Total			\$214,988.00	\$108,981.50	\$214,988.00

Proposed Accomplishments

Actual Accomplishments

Number assisted:

	Owner		Renter		Total		Person	
	Total	Hispanic	Total	Hispanic	Total	Hispanic	Total	Hispanic
White:					0	0		
Black/African American:					0	0		
Asian:					0	0		
American Indian/Alaskan Native:					0	0		
Native Hawaiian/Other Pacific Islander:					0	0		
American Indian/Alaskan Native & White:					0	0		
Asian White:					0	0		
Black/African American & White:					0	0		
American Indian/Alaskan Native & Black/African American:					0	0		
Other multi-racial:					0	0		
Asian/Pacific Islander:					0	0		
Hispanic:					0	0		
Total:	0	0	0	0	0	0	0	0

Female-headed Households:

0



U.S. Department of Housing and Urban Development
Office of Community Planning and Development
Integrated Disbursement and Information System
CDBG Activity Summary Report (GPR) for Program Year 2023
ALASKA

Date: 10-Sep-2024
Time: 15:05
Page: 22

Income Category:

	Owner	Renter	Total	Person
Extremely Low			0	
Low Mod			0	
Moderate			0	
Non Low Moderate			0	
Total	0	0	0	0
Percent Low/Mod				

Annual Accomplishments

No data returned for this view. This might be because the applied filter excludes all data.



U.S. Department of Housing and Urban Development
Office of Community Planning and Development
Integrated Disbursement and Information System
CDBG Activity Summary Report (GPR) for Program Year 2023
ALASKA

Date: 10-Sep-2024
Time: 15:05
Page: 23

PGM Year:	2020		
Project:	0017 - FFY 20 CDBG		
IDIS Activity:	2544 - 20-CDBG-02 City of Hughes		
Status:	Completed 6/30/2023 12:00:00 AM	Objective:	Create suitable living environments
Location:	,	Outcome:	Availability/accessibility
		Matrix Code:	Other Public Improvements Not Listed in 03A-03S (03Z)
		National Objective:	LMA

Activity to prevent, prepare for, and respond to Coronavirus: No

Initial Funding Date: 06/09/2022

Description:
Construction of Traditional Elders and Youth Center
Financing

	Fund Type	Grant Year	Grant	Funded Amount	Drawn In Program Year	Drawn Thru Program Year
CDBG	EN	2020	B20DC020001	\$850,000.00	\$123,150.00	\$850,000.00
Total	Total			\$850,000.00	\$123,150.00	\$850,000.00

Proposed Accomplishments

People (General) : 93
Total Population in Service Area: 93
Census Tract Percent Low / Mod: 58.00

Annual Accomplishments

Years	Accomplishment Narrative	# Benefitting
2024	Construction of the Edlers & Youth Facility has been completed	



U.S. Department of Housing and Urban Development
Office of Community Planning and Development
Integrated Disbursement and Information System
CDBG Activity Summary Report (GPR) for Program Year 2023
ALASKA

Date: 10-Sep-2024
Time: 15:05
Page: 24

PGM Year: 2020

Project: 0018 - FFY 20 CDBG-Coronavirus

IDIS Activity: 2554 - 20-CDBGCV-01 City of Seldovia

Status: Open

Location: ,

Objective: Create suitable living environments

Outcome: Availability/accessibility

Matrix Code: Other Public Improvements Not Listed
in 03A-03S (03Z)

National Objective: LMA

Activity to prevent, prepare for, and respond to Coronavirus: Yes

Initial Funding Date: 08/19/2022

Description:

To improve ventilation, air flow, air purification, and temperature control in multipurpose building to prevent, prepare and respond to coronavirus.

Financing

	Fund Type	Grant Year	Grant	Funded Amount	Drawn In Program Year	Drawn Thru Program Year
CDBG	EN	2020	B20DW020001	\$644,096.85	\$324,492.92	\$644,096.85
Total	Total			\$644,096.85	\$324,492.92	\$644,096.85

Proposed Accomplishments

People (General) : 235

Total Population in Service Area: 235

Census Tract Percent Low / Mod: 62.50

Annual Accomplishments

No data returned for this view. This might be because the applied filter excludes all data.



U.S. Department of Housing and Urban Development
Office of Community Planning and Development
Integrated Disbursement and Information System
CDBG Activity Summary Report (GPR) for Program Year 2023
ALASKA

Date: 10-Sep-2024
Time: 15:05
Page: 25

PGM Year: 2020
Project: 0018 - FFY 20 CDBG-Coronavirus
IDIS Activity: 2556 - 20-CDBGCV-02 City and Borough of Wrangell

Status: Open
Location: ,

Objective: Create suitable living environments
Outcome: Availability/accessibility
Matrix Code: Parks, Recreational Facilities (03F)

National Objective: LMA

Activity to prevent, prepare for, and respond to Coronavirus: Yes

Initial Funding Date: 08/26/2022

Description:
Replace mechanical devices within the HVAC system and complete temperature control upgrades to recreation facility to prevent, prepare and respond to coronavirus.

Financing

	Fund Type	Grant Year	Grant	Funded Amount	Drawn In Program Year	Drawn Thru Program Year
CDBG	EN	2020	B20DW020001	\$806,712.00	\$577,512.97	\$599,990.73
Total	Total			\$806,712.00	\$577,512.97	\$599,990.73

Proposed Accomplishments

People (General) : 914
Total Population in Service Area: 914
Census Tract Percent Low / Mod: 52.80

Annual Accomplishments

No data returned for this view. This might be because the applied filter excludes all data.



U.S. Department of Housing and Urban Development
Office of Community Planning and Development
Integrated Disbursement and Information System
CDBG Activity Summary Report (GPR) for Program Year 2023
ALASKA

Date: 10-Sep-2024
Time: 15:05
Page: 26

PGM Year: 2021
Project: 0022 - FFY 21 CDBG
IDIS Activity: 2557 - FFY 21 State Administration

Status: Open
Location: ,

Objective:
Outcome:
Matrix Code: State Administration (21J) **National Objective:**

Activity to prevent, prepare for, and respond to Coronavirus: No

Initial Funding Date: 09/01/2022

Description:
FFY 21 State Administration
Financing

	Fund Type	Grant Year	Grant	Funded Amount	Drawn In Program Year	Drawn Thru Program Year
CDBG	EN	2021	B21DC020001	\$166,968.00	\$0.00	\$0.00
Total	Total			\$166,968.00	\$0.00	\$0.00

Proposed Accomplishments

Actual Accomplishments

Number assisted:

	Owner		Renter		Total		Person	
	Total	Hispanic	Total	Hispanic	Total	Hispanic	Total	Hispanic
White:					0	0		
Black/African American:					0	0		
Asian:					0	0		
American Indian/Alaskan Native:					0	0		
Native Hawaiian/Other Pacific Islander:					0	0		
American Indian/Alaskan Native & White:					0	0		
Asian White:					0	0		
Black/African American & White:					0	0		
American Indian/Alaskan Native & Black/African American:					0	0		
Other multi-racial:					0	0		
Asian/Pacific Islander:					0	0		
Hispanic:					0	0		
Total:	0	0	0	0	0	0	0	0

Female-headed Households:

0



U.S. Department of Housing and Urban Development
Office of Community Planning and Development
Integrated Disbursement and Information System
CDBG Activity Summary Report (GPR) for Program Year 2023
ALASKA

Date: 10-Sep-2024
Time: 15:05
Page: 27

Income Category:

	Owner	Renter	Total	Person
Extremely Low			0	
Low Mod			0	
Moderate			0	
Non Low Moderate			0	
Total	0	0	0	0
Percent Low/Mod				

Annual Accomplishments

No data returned for this view. This might be because the applied filter excludes all data.



U.S. Department of Housing and Urban Development
Office of Community Planning and Development
Integrated Disbursement and Information System
CDBG Activity Summary Report (GPR) for Program Year 2023
ALASKA

Date: 10-Sep-2024
Time: 15:05
Page: 28

PGM Year: 2021
Project: 0022 - FFY 21 CDBG
IDIS Activity: 2558 - FFY 21 1% Technical Assistance

Status: Open
Location: ,

Objective:
Outcome:
Matrix Code: State CDBG Technical Assistance to Grantees (19H) **National Objective:**

Activity to prevent, prepare for, and respond to Coronavirus: No

Initial Funding Date: 09/01/2022

Description:
FFY 21 1% Technical Assistance

Financing

	Fund Type	Grant Year	Grant	Funded Amount	Drawn In Program Year	Drawn Thru Program Year
CDBG	EN	2021	B21DC020001	\$33,484.00	\$2,725.49	\$2,725.49
Total	Total			\$33,484.00	\$2,725.49	\$2,725.49

Proposed Accomplishments

Actual Accomplishments

Number assisted:

	Owner		Renter		Total		Person	
	Total	Hispanic	Total	Hispanic	Total	Hispanic	Total	Hispanic
White:					0	0		
Black/African American:					0	0		
Asian:					0	0		
American Indian/Alaskan Native:					0	0		
Native Hawaiian/Other Pacific Islander:					0	0		
American Indian/Alaskan Native & White:					0	0		
Asian White:					0	0		
Black/African American & White:					0	0		
American Indian/Alaskan Native & Black/African American:					0	0		
Other multi-racial:					0	0		
Asian/Pacific Islander:					0	0		
Hispanic:					0	0		
Total:	0	0	0	0	0	0	0	0

Female-headed Households:

0



U.S. Department of Housing and Urban Development
Office of Community Planning and Development
Integrated Disbursement and Information System
CDBG Activity Summary Report (GPR) for Program Year 2023
ALASKA

Date: 10-Sep-2024
Time: 15:05
Page: 29

Income Category:

	Owner	Renter	Total	Person
Extremely Low			0	
Low Mod			0	
Moderate			0	
Non Low Moderate			0	
Total	0	0	0	0
Percent Low/Mod				

Annual Accomplishments

No data returned for this view. This might be because the applied filter excludes all data.



U.S. Department of Housing and Urban Development
Office of Community Planning and Development
Integrated Disbursement and Information System
CDBG Activity Summary Report (GPR) for Program Year 2023
ALASKA

Date: 10-Sep-2024
Time: 15:05
Page: 30

PGM Year: 2021
Project: 0022 - FFY 21 CDBG
IDIS Activity: 2559 - 21-CDBG-02 City and Borough of Wrangell

Status: Open
Location: ,

Objective: Create suitable living environments
Outcome: Availability/accessibility
Matrix Code: Other Public Improvements Not Listed
in 03A-03S (03Z)

National Objective: LMA

Activity to prevent, prepare for, and respond to Coronavirus: No

Initial Funding Date: 09/01/2022

Description:
Upgrade existing fire alarm system in the High School and Middle School buildings to meet current codes for life and safety fire alarms in educational buildings.

Financing

	Fund Type	Grant Year	Grant	Funded Amount	Drawn In Program Year	Drawn Thru Program Year
CDBG	EN	2021	B21DC020001	\$526,201.00	\$521,103.60	\$526,201.00
Total	Total			\$526,201.00	\$521,103.60	\$526,201.00

Proposed Accomplishments

People (General) : 914
Total Population in Service Area: 914
Census Tract Percent Low / Mod: 52.80

Annual Accomplishments

No data returned for this view. This might be because the applied filter excludes all data.



U.S. Department of Housing and Urban Development
Office of Community Planning and Development
Integrated Disbursement and Information System
CDBG Activity Summary Report (GPR) for Program Year 2023
ALASKA

Date: 10-Sep-2024
Time: 15:05
Page: 31

PGM Year:	2020				
Project:	0017 - FFY 20 CDBG				
IDIS Activity:	2562 - 20-CDBG-03 City of Mountain Village				
Status:	Open	Objective:	Create suitable living environments		
Location:	,	Outcome:	Availability/accessibility		
		Matrix Code:	Other Public Improvements Not Listed in 03A-03S (03Z)	National Objective:	LMA

Activity to prevent, prepare for, and respond to Coronavirus: No

Initial Funding Date: 10/03/2022

Description:

Construct a standby power plant in Mountain Village.

Financing

	Fund Type	Grant Year	Grant	Funded Amount	Drawn In Program Year	Drawn Thru Program Year
CDBG	EN	2020	B20DC020001	\$850,000.00	\$0.00	\$715,795.00
Total	Total			\$850,000.00	\$0.00	\$715,795.00

Proposed Accomplishments

People (General) : 813
Total Population in Service Area: 813
Census Tract Percent Low / Mod: 84.60

Annual Accomplishments

No data returned for this view. This might be because the applied filter excludes all data.



U.S. Department of Housing and Urban Development
Office of Community Planning and Development
Integrated Disbursement and Information System
CDBG Activity Summary Report (GPR) for Program Year 2023
ALASKA

Date: 10-Sep-2024
Time: 15:05
Page: 32

PGM Year: 2021
Project: 0022 - FFY 21 CDBG
IDIS Activity: 2563 - 21-CDBG-05 City of Valdez

Status: Open
Location: ,

Objective: Create suitable living environments
Outcome: Availability/accessibility
Matrix Code: Water/Sewer Improvements (03J)

National Objective: LMC

Activity to prevent, prepare for, and respond to Coronavirus: No

Initial Funding Date: 10/04/2022

Description:

Expand water, sewer, electric, and storm water drainage to the Valdez Senior Living Apartments.

Financing

	Fund Type	Grant Year	Grant	Funded Amount	Drawn In Program Year	Drawn Thru Program Year
CDBG	EN	2021	B21DC020001	\$850,000.00	\$0.00	\$765,000.00
Total	Total			\$850,000.00	\$0.00	\$765,000.00

Proposed Accomplishments

People (General) : 600

Actual Accomplishments

Number assisted:

	Owner		Renter		Total		Person	
	Total	Hispanic	Total	Hispanic	Total	Hispanic	Total	Hispanic
White:	0	0	0	0	0	0		0
Black/African American:	0	0	0	0	0	0	0	0
Asian:	0	0	0	0	0	0	0	0
American Indian/Alaskan Native:	0	0	0	0	0	0	0	0
Native Hawaiian/Other Pacific Islander:	0	0	0	0	0	0	0	0
American Indian/Alaskan Native & White:	0	0	0	0	0	0	0	0
Asian White:	0	0	0	0	0	0	0	0
Black/African American & White:	0	0	0	0	0	0	0	0
American Indian/Alaskan Native & Black/African American:	0	0	0	0	0	0	0	0
Other multi-racial:	0	0	0	0	0	0	0	0
Asian/Pacific Islander:	0	0	0	0	0	0	0	0
Hispanic:	0	0	0	0	0	0	0	0
Total:	0	0	0	0	0	0	0	0



U.S. Department of Housing and Urban Development
Office of Community Planning and Development
Integrated Disbursement and Information System
CDBG Activity Summary Report (GPR) for Program Year 2023
ALASKA

Date: 10-Sep-2024

Time: 15:05

Page: 33

Female-headed Households: 0 0 0

Income Category:

	Owner	Renter	Total	Person
Extremely Low	0	0	0	0
Low Mod	0	0	0	0
Moderate	0	0	0	0
Non Low Moderate	0	0	0	0
Total	0	0	0	0

Percent Low/Mod

Annual Accomplishments

No data returned for this view. This might be because the applied filter excludes all data.



U.S. Department of Housing and Urban Development
Office of Community Planning and Development
Integrated Disbursement and Information System
CDBG Activity Summary Report (GPR) for Program Year 2023
ALASKA

Date: 10-Sep-2024
Time: 15:05
Page: 34

PGM Year: 2021
Project: 0022 - FFY 21 CDBG
IDIS Activity: 2564 - 21-CDBG-03 City of Pelican

Status: Open
Location: ,

Objective: Create suitable living environments
Outcome: Availability/accessibility
Matrix Code: Solid Waste Disposal Improvements (03H)

National Objective: LMA

Activity to prevent, prepare for, and respond to Coronavirus: No

Initial Funding Date: 10/25/2022

Description:

City of Pelican will purchase and install a new burn box at the local landfill to decrease pollutants produced by burned solid waste.

Financing

	Fund Type	Grant Year	Grant	Funded Amount	Drawn In Program Year	Drawn Thru Program Year
CDBG	EN	2021	B21DC020001	\$99,645.00	\$0.00	\$88,203.66
Total	Total			\$99,645.00	\$0.00	\$88,203.66

Proposed Accomplishments

People (General) : 98
Total Population in Service Area: 98
Census Tract Percent Low / Mod: 90.80

Annual Accomplishments

No data returned for this view. This might be because the applied filter excludes all data.



U.S. Department of Housing and Urban Development
Office of Community Planning and Development
Integrated Disbursement and Information System
CDBG Activity Summary Report (GPR) for Program Year 2023
ALASKA

Date: 10-Sep-2024
Time: 15:05
Page: 35

PGM Year: 2020
Project: 0018 - FFY 20 CDBG-Coronavirus
IDIS Activity: 2570 - 20-CDBGCV-04 City of King Cove

Status: Open
Location: ,

Objective: Create suitable living environments
Outcome: Availability/accessibility
Matrix Code: Other Public Improvements Not Listed
in 03A-03S (03Z)

National Objective: LMA

Activity to prevent, prepare for, and respond to Coronavirus: Yes

Initial Funding Date: 02/06/2023

Description:

Rehabilitation and improvements of the quarantinerecreation center to prevent and respond to Covid pandemic.

Financing

	Fund Type	Grant Year	Grant	Funded Amount	Drawn In Program Year	Drawn Thru Program Year
CDBG	EN	2020	B20DW020001	\$700,000.00	\$338,502.51	\$616,020.71
Total	Total			\$700,000.00	\$338,502.51	\$616,020.71

Proposed Accomplishments

People (General) : 757
Total Population in Service Area: 757
Census Tract Percent Low / Mod: 62.40

Annual Accomplishments

No data returned for this view. This might be because the applied filter excludes all data.



U.S. Department of Housing and Urban Development
Office of Community Planning and Development
Integrated Disbursement and Information System
CDBG Activity Summary Report (GPR) for Program Year 2023
ALASKA

Date: 10-Sep-2024
Time: 15:05
Page: 36

PGM Year:	2021					
Project:	0022 - FFY 21 CDBG					
IDIS Activity:	2577 - 21-CDBG-01 City of King Cove					
Status:	Open	Objective:	Create suitable living environments			
Location:	,	Outcome:	Availability/accessibility			
		Matrix Code:	Solid Waste Disposal Improvements (03H)	National Objective:	LMA	

Activity to prevent, prepare for, and respond to Coronavirus: No

Initial Funding Date: 04/27/2023

Description:

Complete construction ready design and obtain necessary permits for a new solid waste processing facility.

Financing

	Fund Type	Grant Year	Grant	Funded Amount	Drawn In Program Year	Drawn Thru Program Year
CDBG	EN	2021	B21DC020001	\$312,800.00	\$83,458.07	\$143,987.57
Total	Total			\$312,800.00	\$83,458.07	\$143,987.57

Proposed Accomplishments

People (General) : 757

Total Population in Service Area: 757

Census Tract Percent Low / Mod: 62.40

Annual Accomplishments

No data returned for this view. This might be because the applied filter excludes all data.



U.S. Department of Housing and Urban Development
Office of Community Planning and Development
Integrated Disbursement and Information System
CDBG Activity Summary Report (GPR) for Program Year 2023
ALASKA

Date: 10-Sep-2024
Time: 15:05
Page: 37

PGM Year:	2021					
Project:	0022 - FFY 21 CDBG					
IDIS Activity:	2578 - 21-CDBG-07 City of Marshall					
Status:	Open	Objective:	Create suitable living environments			
Location:	,	Outcome:	Availability/accessibility			
		Matrix Code:	Other Public Improvements Not Listed in 03A-03S (03Z)	National Objective:	LMA	

Activity to prevent, prepare for, and respond to Coronavirus: No

Initial Funding Date: 06/13/2023

Description:

Project is to complete construction-ready design documents for a recreation center in Marshall.

Financing

	Fund Type	Grant Year	Grant	Funded Amount	Drawn In Program Year	Drawn Thru Program Year
CDBG	EN	2021	B21DC020001	\$175,942.00	\$85,737.96	\$97,944.06
Total	Total			\$175,942.00	\$85,737.96	\$97,944.06

Proposed Accomplishments

People (General) : 492
Total Population in Service Area: 492
Census Tract Percent Low / Mod: 77.00

Annual Accomplishments

No data returned for this view. This might be because the applied filter excludes all data.



U.S. Department of Housing and Urban Development
Office of Community Planning and Development
Integrated Disbursement and Information System
CDBG Activity Summary Report (GPR) for Program Year 2023
ALASKA

Date: 10-Sep-2024
Time: 15:05
Page: 38

PGM Year: 2020
Project: 0018 - FFY 20 CDBG-Coronavirus
IDIS Activity: 2579 - 20-CDBGCV-05 Ketchikan Gateway Borough

Status: Open
Location: ,

Objective: Create suitable living environments
Outcome: Availability/accessibility
Matrix Code: Homeless Facilities (not operating costs) (03C)

National Objective: LMC

Activity to prevent, prepare for, and respond to Coronavirus: Yes

Initial Funding Date: 06/13/2023

Description:

Renovation of WISH Community Service Facility

Financing

	Fund Type	Grant Year	Grant	Funded Amount	Drawn In Program Year	Drawn Thru Program Year
CDBG	EN	2020	B20DW020001	\$846,949.00	\$577,193.50	\$846,949.00
Total	Total			\$846,949.00	\$577,193.50	\$846,949.00

Proposed Accomplishments

People (General) : 264

Actual Accomplishments

Number assisted:

	Owner		Renter		Total		Person	
	Total	Hispanic	Total	Hispanic	Total	Hispanic	Total	Hispanic
White:	0	0	0	0	0	0		0
Black/African American:	0	0	0	0	0	0	0	0
Asian:	0	0	0	0	0	0	0	0
American Indian/Alaskan Native:	0	0	0	0	0	0	0	0
Native Hawaiian/Other Pacific Islander:	0	0	0	0	0	0	0	0
American Indian/Alaskan Native & White:	0	0	0	0	0	0	0	0
Asian White:	0	0	0	0	0	0	0	0
Black/African American & White:	0	0	0	0	0	0	0	0
American Indian/Alaskan Native & Black/African American:	0	0	0	0	0	0	0	0
Other multi-racial:	0	0	0	0	0	0	0	0
Asian/Pacific Islander:	0	0	0	0	0	0	0	0
Hispanic:	0	0	0	0	0	0	0	0
Total:	0	0	0	0	0	0	0	0



U.S. Department of Housing and Urban Development
Office of Community Planning and Development
Integrated Disbursement and Information System
CDBG Activity Summary Report (GPR) for Program Year 2023
ALASKA

Date: 10-Sep-2024

Time: 15:05

Page: 39

Female-headed Households: 0 0 0

Income Category:

	Owner	Renter	Total	Person
Extremely Low	0	0	0	0
Low Mod	0	0	0	0
Moderate	0	0	0	0
Non Low Moderate	0	0	0	0
Total	0	0	0	0

Percent Low/Mod

Annual Accomplishments

No data returned for this view. This might be because the applied filter excludes all data.



U.S. Department of Housing and Urban Development
Office of Community Planning and Development
Integrated Disbursement and Information System
CDBG Activity Summary Report (GPR) for Program Year 2023
ALASKA

Date: 10-Sep-2024
Time: 15:05
Page: 40

PGM Year: 2022
Project: 0006 - CDBG
IDIS Activity: 2589 - FFY 22 State Administration

Status: Open
Location: ,

Objective:
Outcome:
Matrix Code: State Administration (21J) **National Objective:**

Activity to prevent, prepare for, and respond to Coronavirus: No

Initial Funding Date: 10/18/2023

Description:
FFY 22 State Administration
Financing

	Fund Type	Grant Year	Grant	Funded Amount	Drawn In Program Year	Drawn Thru Program Year
CDBG	EN	2022	B22DC020001	\$153,924.00	\$0.00	\$0.00
Total	Total			\$153,924.00	\$0.00	\$0.00

Proposed Accomplishments

Actual Accomplishments

Number assisted:

	Owner		Renter		Total		Person	
	Total	Hispanic	Total	Hispanic	Total	Hispanic	Total	Hispanic
White:					0	0		
Black/African American:					0	0		
Asian:					0	0		
American Indian/Alaskan Native:					0	0		
Native Hawaiian/Other Pacific Islander:					0	0		
American Indian/Alaskan Native & White:					0	0		
Asian White:					0	0		
Black/African American & White:					0	0		
American Indian/Alaskan Native & Black/African American:					0	0		
Other multi-racial:					0	0		
Asian/Pacific Islander:					0	0		
Hispanic:					0	0		
Total:	0	0	0	0	0	0	0	0

Female-headed Households:

0



U.S. Department of Housing and Urban Development
Office of Community Planning and Development
Integrated Disbursement and Information System
CDBG Activity Summary Report (GPR) for Program Year 2023
ALASKA

Date: 10-Sep-2024
Time: 15:05
Page: 41

Income Category:

	Owner	Renter	Total	Person
Extremely Low			0	
Low Mod			0	
Moderate			0	
Non Low Moderate			0	
Total	0	0	0	0
Percent Low/Mod				

Annual Accomplishments

No data returned for this view. This might be because the applied filter excludes all data.



U.S. Department of Housing and Urban Development
Office of Community Planning and Development
Integrated Disbursement and Information System
CDBG Activity Summary Report (GPR) for Program Year 2023
ALASKA

Date: 10-Sep-2024
Time: 15:05
Page: 42

PGM Year: 2022
Project: 0006 - CDBG
IDIS Activity: 2590 - FFY 22 Technical Assistance

Status: Open
Location: ,

Objective:
Outcome:
Matrix Code: State CDBG Technical Assistance to Grantees (19H) **National Objective:**

Activity to prevent, prepare for, and respond to Coronavirus: No

Initial Funding Date: 10/18/2023

Description:
FFY 22 Technical Assistance

Financing

	Fund Type	Grant Year	Grant	Funded Amount	Drawn In Program Year	Drawn Thru Program Year
CDBG	EN	2022	B22DC020001	\$26,962.00	\$0.00	\$0.00
Total	Total			\$26,962.00	\$0.00	\$0.00

Proposed Accomplishments

Actual Accomplishments

Number assisted:

	Owner		Renter		Total		Person	
	Total	Hispanic	Total	Hispanic	Total	Hispanic	Total	Hispanic
White:					0	0		
Black/African American:					0	0		
Asian:					0	0		
American Indian/Alaskan Native:					0	0		
Native Hawaiian/Other Pacific Islander:					0	0		
American Indian/Alaskan Native & White:					0	0		
Asian White:					0	0		
Black/African American & White:					0	0		
American Indian/Alaskan Native & Black/African American:					0	0		
Other multi-racial:					0	0		
Asian/Pacific Islander:					0	0		
Hispanic:					0	0		
Total:	0	0	0	0	0	0	0	0

Female-headed Households:

0



U.S. Department of Housing and Urban Development
Office of Community Planning and Development
Integrated Disbursement and Information System
CDBG Activity Summary Report (GPR) for Program Year 2023
ALASKA

Income Category:

	Owner	Renter	Total	Person
Extremely Low			0	
Low Mod			0	
Moderate			0	
Non Low Moderate			0	
Total	0	0	0	0
Percent Low/Mod				

Annual Accomplishments

No data returned for this view. This might be because the applied filter excludes all data.



U.S. Department of Housing and Urban Development
Office of Community Planning and Development
Integrated Disbursement and Information System
CDBG Activity Summary Report (GPR) for Program Year 2023
ALASKA

Date: 10-Sep-2024
Time: 15:05
Page: 44

PGM Year: 2022
Project: 0006 - CDBG
IDIS Activity: 2591 - 22-CDBG-04 City of Pilot Station

Status: Open
Location: ,

Objective: Create suitable living environments
Outcome: Availability/accessibility
Matrix Code: Other Public Improvements Not Listed
in 03A-03S (03Z)

National Objective: LMA

Activity to prevent, prepare for, and respond to Coronavirus: No

Initial Funding Date: 10/18/2023

Description:

Project is to complete construction ready design documents for a public safety building.

Financing

	Fund Type	Grant Year	Grant	Funded Amount	Drawn In Program Year	Drawn Thru Program Year
CDBG	EN	2022	B22DC020001	\$90,490.00	\$60,629.00	\$60,629.00
Total	Total			\$90,490.00	\$60,629.00	\$60,629.00

Proposed Accomplishments

People (General) : 615
Total Population in Service Area: 615
Census Tract Percent Low / Mod: 79.30

Annual Accomplishments

No data returned for this view. This might be because the applied filter excludes all data.



U.S. Department of Housing and Urban Development
Office of Community Planning and Development
Integrated Disbursement and Information System
CDBG Activity Summary Report (GPR) for Program Year 2023
ALASKA

Date: 10-Sep-2024
Time: 15:05
Page: 45

PGM Year:	2020					
Project:	0018 - FFY 20 CDBG-Coronavirus					
IDIS Activity:	2592 - 20-CDBGCV-03 City of Hughes					
Status:	Open	Objective:	Create suitable living environments			
Location:	,	Outcome:	Availability/accessibility			
		Matrix Code:	Health Facilities (03P)		National Objective:	LMA

Activity to prevent, prepare for, and respond to Coronavirus: Yes

Initial Funding Date: 10/19/2023

Description:

Rehabilitation to the health facility to prevent and respond to the coronavirus pandemic.

Financing

	Fund Type	Grant Year	Grant	Funded Amount	Drawn In Program Year	Drawn Thru Program Year
CDBG	EN	2020	B20DW020001	\$503,580.00	\$398,590.00	\$398,590.00
Total	Total			\$503,580.00	\$398,590.00	\$398,590.00

Proposed Accomplishments

People (General) : 85
Total Population in Service Area: 85
Census Tract Percent Low / Mod: 58.80

Annual Accomplishments

No data returned for this view. This might be because the applied filter excludes all data.



U.S. Department of Housing and Urban Development
Office of Community Planning and Development
Integrated Disbursement and Information System
CDBG Activity Summary Report (GPR) for Program Year 2023
ALASKA

Date: 10-Sep-2024
Time: 15:05
Page: 46

PGM Year: 2021
Project: 0022 - FFY 21 CDBG
IDIS Activity: 2593 - 21-CDBG-06 City & Borough of Juneau

Status: Completed 10/31/2023 12:00:00 AM
Location: ,

Objective: Create suitable living environments
Outcome: Availability/accessibility
Matrix Code: Other Public Improvements Not Listed
in 03A-03S (03Z) **National Objective:** LMC

Activity to prevent, prepare for, and respond to Coronavirus: No

Initial Funding Date: 10/19/2023

Description:

Construction of retaining wall to protect homeless shelter.

Financing

	Fund Type	Grant Year	Grant	Funded Amount	Drawn In Program Year	Drawn Thru Program Year
CDBG	EN	2021	B21DC020001	\$333,402.00	\$333,402.00	\$333,402.00
Total	Total			\$333,402.00	\$333,402.00	\$333,402.00

Proposed Accomplishments

People (General) : 723

Actual Accomplishments

Number assisted:

	Owner		Renter		Total		Person	
	Total	Hispanic	Total	Hispanic	Total	Hispanic	Total	Hispanic
White:	0	0	0	0	0	0	350	0
Black/African American:	0	0	0	0	0	0	0	0
Asian:	0	0	0	0	0	0	0	0
American Indian/Alaskan Native:	0	0	0	0	0	0	350	0
Native Hawaiian/Other Pacific Islander:	0	0	0	0	0	0	0	0
American Indian/Alaskan Native & White:	0	0	0	0	0	0	0	0
Asian White:	0	0	0	0	0	0	0	0
Black/African American & White:	0	0	0	0	0	0	0	0
American Indian/Alaskan Native & Black/African American:	0	0	0	0	0	0	0	0
Other multi-racial:	0	0	0	0	0	0	23	0
Asian/Pacific Islander:	0	0	0	0	0	0	0	0
Hispanic:	0	0	0	0	0	0	0	0
Total:	0	0	0	0	0	0	723	0



U.S. Department of Housing and Urban Development
Office of Community Planning and Development
Integrated Disbursement and Information System
CDBG Activity Summary Report (GPR) for Program Year 2023
ALASKA

Date: 10-Sep-2024
Time: 15:05
Page: 47

Female-headed Households: 0 0 0

Income Category:

	Owner	Renter	Total	Person
Extremely Low	0	0	0	350
Low Mod	0	0	0	373
Moderate	0	0	0	0
Non Low Moderate	0	0	0	0
Total	0	0	0	723
Percent Low/Mod				100.0%

Annual Accomplishments

Years	Accomplishment Narrative	# Benefitting
2024	Construction of the retaining wall has been completed.	



U.S. Department of Housing and Urban Development
Office of Community Planning and Development
Integrated Disbursement and Information System
CDBG Activity Summary Report (GPR) for Program Year 2023
ALASKA

Date: 10-Sep-2024
Time: 15:05
Page: 49

Female-headed Households: 0 0 0

Income Category:

	Owner	Renter	Total	Person
Extremely Low	0	0	0	0
Low Mod	0	0	0	0
Moderate	0	0	0	0
Non Low Moderate	0	0	0	0
Total	0	0	0	0
Percent Low/Mod				

Annual Accomplishments

No data returned for this view. This might be because the applied filter excludes all data.



U.S. Department of Housing and Urban Development
Office of Community Planning and Development
Integrated Disbursement and Information System
CDBG Activity Summary Report (GPR) for Program Year 2023
ALASKA

Date: 10-Sep-2024
Time: 15:05
Page: 50

PGM Year:	2022		
Project:	0006 - CDBG		
IDIS Activity:	2612 - 22-CDBG-01 Bulk Fuel Facility/Dispensing Tankage Upgrade		
Status:	Open	Objective:	Create suitable living environments
Location:	,	Outcome:	Availability/accessibility
		Matrix Code:	Other Public Improvements Not Listed in 03A-03S (03Z)
		National Objective:	LMA

Activity to prevent, prepare for, and respond to Coronavirus: No

Initial Funding Date: 04/24/2024

Description:

Upgrade the bulk fuel facility and dispensing tankage.

Financing

	Fund Type	Grant Year	Grant	Funded Amount	Drawn In Program Year	Drawn Thru Program Year
CDBG	EN	2022	B22DC020001	\$850,000.00	\$51.81	\$51.81
Total	Total			\$850,000.00	\$51.81	\$51.81

Proposed Accomplishments

People (General) : 413
Total Population in Service Area: 413
Census Tract Percent Low / Mod: 60.20

Annual Accomplishments

No data returned for this view. This might be because the applied filter excludes all data.



U.S. Department of Housing and Urban Development
Office of Community Planning and Development
Integrated Disbursement and Information System
CDBG Activity Summary Report (GPR) for Program Year 2023
ALASKA

Date: 10-Sep-2024
Time: 15:05
Page: 51

Total Funded Amount:	\$10,990,615.85
Total Drawn Thru Program Year:	\$8,399,580.56
Total Drawn In Program Year:	\$4,577,016.93

APPENDIX E

Economic Opportunities for low and Very Low-income Persons

Section 3 Summary Report



Section 3 Summary Report

Economic Opportunities for Low- and Very Low-Income Persons

U.S. Department of Housing and Urban Development

Office of Fair Housing and Equal Opportunity

OMB Approval No. 2529-0043
(exp. 11/30/2018)

Disbursement Agency
State of Alaska
455 3rd Avenue, Suite 140, Fairbanks, AK 99701
92-6001185

Reporting Entity
State of Alaska
455 3rd Avenue, Suite 140, Fairbanks, AK 99701

Dollar Amount	\$850,000.00
Contact Person	Pauletta Bourne
Date Report Submitted	to AHFC 09/10/2024

Reporting Period		Program Area Code	Program Area Name
From	To		
7/1/23	6/30/24	CDB1	Community Devel Block Grants

Part I: Employment and Training

Job Category	Number of New Hires	Number of New Hires that Are Sec. 3 Residents	Aggregate Number of Staff Hours Worked	Total Staff Hours for Section 3 Employees	Number of Section 3 Trainees
The expenditure of these funds did not result in any new hires.					

Total New Hires	0
Section 3 New Hires	0
Percent Section 3 New Hires	N/A
Total Section 3 Trainees	0
The minimum numerical goal for Section 3 new hires is 30%.	

Part II: Contracts Awarded

Construction Contracts	
Total dollar amount of construction contracts awarded	\$850,000.00
Total dollar amount of contracts awarded to Section 3 businesses	\$0.00
Percentage of the total dollar amount that was awarded to Section 3 businesses	0.0%
Total number of Section 3 businesses receiving construction contracts	0
The minimum numerical goal for Section 3 construction opportunities is 10%.	

Non-Construction Contracts	
Total dollar amount of all non-construction contracts awarded	\$0.00
Total dollar amount of non-construction contracts awarded to Section 3 businesses	\$0.00
Percentage of the total dollar amount that was awarded to Section 3 businesses	0.0%
Total number of Section 3 businesses receiving non-construction contracts	0
The minimum numerical goal for Section 3 non-construction opportunities is 3%.	

Part III: Summary

Indicate the efforts made to direct the employment and other economic opportunities generated by HUD financial assistance for housing and community development programs, to the greatest extent feasible, toward low- and very low-income persons, particularly those who are recipients of government assistance for housing.

Yes	Attempted to recruit low-income residents through: local advertising media, signs prominently displayed at the project site, contacts with community organizations and public or private agencies operating within the metropolitan area (or nonmetropolitan county) in which the Section 3 covered program or project is located, or similar methods.
No	Participated in a HUD program or other program which promotes the training or employment of Section 3 residents.
No	Participated in a HUD program or other program which promotes the award of contracts to business concerns which meet the definition of Section 3 business concerns.
No	Coordinated with Youthbuild Programs administered in the metropolitan area in which the Section 3 covered project is located.
No	Other; describe below.

We educate grantees about Section 3 requirements and provide a number of resources and examples to assist grantees in complying with the Section 3 requirements. We encourage grantees to use a number of methods to inform residents about available training and job opportunities funded through the CDBG funds, such as distribution of flyers, posting signs, and placing ads in local newspapers. Alaskan communities make a concerted effort to hire locally before going outside their communities to hire employees. Using force account labor is the preferred method of managing a construction project. Many times employees are only hired for a particular community project. Local businesses are used to the greatest extent practicable, but in reality it is usually not practical to expect that the majority of project materials and supplies can be purchased locally in rural Alaska. Most communities have either no local suppliers or have very limited supplies available. Smaller material purchases happen locally, if available, during the term of the project, but are done through small procurement rather than through contracts. There is evidence that several grantees had smaller contracts which were less than \$100,000 with local firms, but these haven't been counted for purposes of this report because of the dollar figures. When state CDBG staff monitor projects, grantees are monitored concerning compliance with Section 3. Through our monitoring efforts, we consider grantees, to the greatest extent feasible, comply with Section 3 requirements.

APPENDIX F

HOME Match Report

FFY 2020

(10/1/2023– 9/30/2024)

Date	Project Number	Activity Number	IDIS #	Activity Name	HOME Funds Drawn	Date Liability Incurred (Fed Funds Voucher Created Date PR7)	Date Match Credited	Total AHFC Commitment	AHFC Match Award	Other Matching Funds	MatchCategory (Bond Financing Date - date loan closes. Corp Match Date - date expensed in the GL)	Comments
1/28/2022	GOL-20-DGH-1		2479		10,000.00	10/13/22						
1/28/2022	GOL-20-DGH-1		2479		50,000.00	1/9/23						
1/28/2022	GOL-20-DGH-1		2479		5,000.00	3/28/23						
5/7/2021	GOL-20-VPL-1		2477		13,347.16	11/14/22						
5/7/2021	GOL-20-VPL-1		2477		1,000.00	10/13/22						
9/24/2021	GOL-20-VRS-1		2478		85,516.26	10/13/22						
9/24/2021	GOL-20-VRS-1		2478		900.00	1/9/23						
9/30/2022	GOL-20-VRS-1		2478		36,941.69	6/28/23						
9/30/2022	GOL-20-VRS-1		2478		5,000.00	3/28/23						
3/25/2022	GOL-21-WPL-1		2536		41,181.52	2/23/23						
3/25/2022	GOL-21-WPL-1		2536		8,621.40	2/23/23						
3/25/2022	GOL-21-WPL-1		2536		(8,621.40)	2/23/23						
2/10/2023	GOL-21-WPL-1		2536		113,924.78	9/21/23						
2/10/2023	GOL-21-WPL-1		2536		255,500.00	2/23/23						
2/10/2023	GOL-21-WPL-1		2536		500,000.00	2/23/23						
2/10/2023	GOL-21-WPL-1		2536		(255,500.00)	2/23/23						
2/10/2023	GOL-21-WPL-1		2536		50,000.00	3/28/23						
8/25/2023	GOL-21-WPL-1		2536		160,184.62	9/21/23						
10/21/2022	GOL-21-WPL-1		2536						15,288.86		Corporate/State Match	
12/22/2022	GOL-21-WPL-1		2536						24,385.90		Corporate/State Match	
2/10/2023	GOL-21-WPL-1		2536						26,366.22		Corporate/State Match	
4/7/2023	GOL-22-BCS-1		2547						50,000.00		Corporate/State Match	
9/16/2022	GOL-22-NCC-1		2549		216,430.98	1/9/23						
6/16/2023	GOL-22-VRS-1		2580						4,645.00		Corporate/State Match	
6/16/2023	GOL-22-VRS-1		2580						20,000.00		Corporate/State Match	
6/16/2023	GOL-22-VRS-1		2580						261,682.70		Corporate/State Match	
11/8/2019	HDP-19-ACD-1		2444		124,945.00	9/21/23						
9/12/2022	HDP-19-ACD-1		2444		(92,070.00)	9/21/23						
9/15/2023	HDP-19-ACD-1		2444		700.00	9/21/23						
9/15/2023	HDP-19-ACD-1		2444		1,170.00	9/21/23						
9/15/2023	HDP-19-ACD-1		2444						11,000.00		Corporate/State Match	
1/29/2021	HDP-19-RCP-1		2425		31,061.32	5/9/23						
4/23/2021	HDP-19-RCP-1		2425		4,456.00	5/9/23						
4/28/2023	HDP-19-RCP-1		2425		4,010.00	5/9/23						
4/28/2023	HDP-19-RCP-1		2425		12,954.00	5/9/23						
4/28/2023	HDP-19-RCP-1		2425						505.00		Corporate/State Match	
3/3/2023	HDP-22-ACD-1		2576		9,492.00	3/28/23						
3/3/2023	HDP-22-ACD-1		2576		50,000.00	3/28/23						
8/4/2023	HDP-22-RCP-1		2560		5,780.00	9/21/23						
11/23/2022	HOP-21-ACD-1		2565		26,400.00	1/9/23						
11/23/2022	HOP-21-ACD-1		2565						3,600.00		Corporate/State Match	
12/9/2022	HOP-21-ACD-1		2566		17,400.00	2/23/23						
12/9/2022	HOP-21-ACD-1		2566						2,600.00		Corporate/State Match	
1/6/2023	HOP-21-ACD-1		2568		24,900.00	2/23/23						
1/6/2023	HOP-21-ACD-1		2568						5,100.00		Corporate/State Match	
1/20/2023	HOP-21-ACD-1		2569		15,150.00	3/13/23						
1/20/2023	HOP-21-ACD-1		2569						3,103.00		Corporate/State Match	
5/5/2023	HOP-21-ACD-1		2569						3,222.34		Corporate/State Match	
8/19/2022	HOP-21-FNH-1		2552		18,900.71	1/9/23						
8/19/2022	HOP-21-FNH-1		2552		4,799.29	1/9/23						
8/26/2022	HOP-21-FNH-1		2555		17,350.00	10/13/22						
12/9/2022	HOP-21-FNH-1		2567		18,000.00	1/9/23						
12/9/2022	HOP-21-FNH-1		2567						12,000.00		Corporate/State Match	
8/31/2022	TBR 11 DOC 1	TBR 11 DOC 1 Prj Fnds	1827		180.00	10/13/22						
9/30/2022	TBR 11 DOC 1	TBR 11 DOC 1 Prj Fnds	1827		5,580.50	10/13/22						
10/31/2022	TBR 11 DOC 1	TBR 11 DOC 1 Prj Fnds	1827		5,937.50	11/14/22						
11/30/2022	TBR 11 DOC 1	TBR 11 DOC 1 Prj Fnds	1827		6,066.50	1/9/23						
12/31/2022	TBR 11 DOC 1	TBR 11 DOC 1 Prj Fnds	1827		6,170.00	2/23/23						
1/31/2023	TBR 11 DOC 1	TBR 11 DOC 1 Prj Fnds	1827		5,786.00	2/23/23						
1/31/2023	TBR 11 DOC 1	TBR 11 DOC 1 Prj Fnds	1827		5,635.00	2/23/23						
1/31/2023	TBR 11 DOC 1	TBR 11 DOC 1 Prj Fnds	1827		(6,170.00)	2/23/23						
2/28/2023	TBR 11 DOC 1	TBR 11 DOC 1 Prj Fnds	1827		6,667.50	3/13/23						
10/31/2022	TBR 11 DOC 1	TBR 11 DOC 1 Prj Fnds	1827						5,937.50		Corporate/State Match	
11/30/2022	TBR 11 DOC 1	TBR 11 DOC 1 Prj Fnds	1827						6,066.50		Corporate/State Match	
12/31/2022	TBR 11 DOC 1	TBR 11 DOC 1 Prj Fnds	1827						6,170.00		Corporate/State Match	
1/31/2023	TBR 11 DOC 1	TBR 11 DOC 1 Prj Fnds	1827						5,786.00		Corporate/State Match	
1/31/2023	TBR 11 DOC 1	TBR 11 DOC 1 Prj Fnds	1827						5,635.00		Corporate/State Match	

APPENDIX G

Public Comments

The public comment period was September 18, 2024 through 5:00p.m. October 3, 2024.

No public comments were received

Job Details Order Number: W0048231 Classification: Legals & Public Notices Package: Legals ADN Order Cost: \$193.86	Schedule for ad number W00482310 Wed Sep 18, 2024 Anchorage Daily News Legals <i>All Zones</i> CONSOLIDATED HOUSING & COMMUNITY DEVELOPMENT (HCD) PLAN FOR ALASKA SFY 2024 Consolidated Annual Performance and Evaluation Report DRAFT FOR PUBLIC COMMENT <p>The SFY2024 Consolidated Annual Performance and Evaluation Report (CAPER) will be available for comment on September 18, 2024. The report can be viewed online at https://www.ahfc.us/pros/references/plans/. You may also request a copy via email at rmattingly@ahfc.us.</p> <p>The CAPER reports the State's progress in meeting its overall five-year HCD Plan priorities. It outlines the resources made available in the State during the past fiscal year, as compared with the annual funding plan summary contained in the SFY2024 Annual Action Plan, and describes the number of Alaskans benefiting from the investment of those resources.</p> <p>The CAPER also contains program-specific information on how the State has utilized its annual entitlements under the HCD Program and other actions taken by the State of Alaska to further the goals and principles of the HCD Plan.</p> <p>The deadline for public comments is 5:00 p.m., October 3, 2024 – Alaska Standard Time. You may submit your comments to Regan Mattingly, AHFC Planning and Program Development by mail to P.O. Box 101020, Anchorage, AK, 99510-1020, via e-mail to rmattingly@ahfc.us, or by FAX to 907-338-2585. All comments must be received by the above deadline to be included in the SFY24 CAPER Report to HUD.</p> <p>Pub: Sept. 18, 2024</p>
Account Details AK HOUSING FINANCE CORP PO BOX 100320 ANCHORAGE, AK 99510 907-338-6100 spalmer@ahfc.us AK HOUSING FINANCE CORP	
Additional Options Affidavit Charge - Digital \$5	

APPENDIX H

SAGE Report from HMIS

Aggregates data from CAPERs submitted to HUD by selected criteria (project type and/or specific question)

i Due to changes in the CAPER as of 10/1/2023, some tables have been retired and replaced by updated versions. Depending on the date range of data included, you will automatically see previous versions of those tables, new ones, or both. Tables that are retired as of 10/1/2023 are marked as such in their title.

Instructions: Select an option for each filter. **Aggregate mode** sums data together from separate CAPERs and presents the output as the regular CAPER table shell. **Details mode** outputs one row for each included CAPER, with a column for each cell of data. Data in Q4 can't be summed, and only outputs in details mode.

In aggregate mode, numbers in green italics have been recalculated or weighted based on available totals.

If you attempt to pull an entire CAPER, especially aggregating over many recipients, you may have to wait several minutes for the result. Use the "Email me" button to run the report and email you the results when it's complete. You can navigate to other pages in Sage while that's running.

"Year" means the year of the start date for the submission.

This Aggregator uses data from reports with a status of Review in Progress, Reviewed, or Submitted.

Report criteria

Year

2023 ▾

Recipient - ESG Grant

(1 selected)

ESG: Alaska Nonentitlement - AK

Selected: ESG: Alaska Nonentitlement - AK

TIP: Hold down the CTRL key on the keyboard and click with the mouse in order to select more than one Recipient - ESG Grant.

CAPER Project Type

TIP: Hold down the CTRL key on the keyboard and click with the mouse in order to select more than one choice.


(all)
Day Shelter
Emergency Shelter - Night-by-Night
Emergency Shelter - Entry Exit
Homelessness Prevention
PH - Rapid Re-Housing
Street Outreach
Transitional Housing
- archived -
Coordinated Assessment
Services Only


View report as **i**


☒ Aggregate / summary ☐ Details / data ☐ Both aggregate and details

Grant List

Showing 1 to 1 of 1 entries Show 50 ▾ entries

 Download as Excel

 Copy to clipboard

 Activate filtering

Filter:

Jurisdiction	Type	Start Date	End Date	Current Status
	CAPER	7/1/2023	6/30/2024	Submitted

Showing 1 to 1 of 1 entries Show 50 ▾ entries

Previous 1 Next

Q04a: Project Identifiers in HMIS

i Please select details mode in the filters above to see Q4 information.

CSV uploads containing multiple project rows in Q4 will display as separate rows here using the same value in Project Info Row ID.

Q05a: Report Validations Table

Category	Count of Clients for DQ	Count of Clients
Total Number of Persons Served	1,172	1,172
Number of Adults (Age 18 or Over)	819	819
Number of Children (Under Age 18)	353	353
Number of Persons with Unknown Age	0	0
Number of Leavers	990	990
Number of Adult Leavers	689	689
Number of Adult and Head of Household Leavers	768	768
Number of Stayers	182	182
Number of Adult Stayers	130	130
Number of Veterans	33	33
Number of Chronically Homeless Persons	127	127
Number of Youth Under Age 25	137	137
Number of Parenting Youth Under Age 25 with Children	9	9
Number of Adult Heads of Household	756	756
Number of Child and Unknown-Age Heads of Household	83	83
Heads of Households and Adult Stayers in the Project 365 Days or More	26	26

Effective 1/1/2023, this question includes separate columns for totals relevant to the DQ questions and totals relevant to the entire APR. Data uploaded prior to 1/1/2023 has been bulk updated to use the same totals for both columns in order to support calculations in the Aggregator.

Q06a: Data Quality: Personally Identifying Information

	Client Doesn't Know/Prefers Not to Answer	Information Missing	Data Issues	Total	% of Issue Rate
Name	0	0	1	1	0.09%
Social Security Number	100	505	16	538	45.90%
Date of Birth	0	0	2	2	0.17%
Race/Ethnicity	2	18	0	20	1.71%
Gender	0	1	0	1	0.09%
Overall Score	0	0	0	540	46.08%

New as of 10/1/2023.

Numbers in *green italics* have been recalculated or weighted based on available totals.

Q06b: Data Quality: Universal Data Elements

Data Element	Client Doesn't Know/Prefers Not to Answer	Information Missing	Data Issues	Total	% of Issue Rate
Veteran Status	3	4	0	7	0.85%
Project Start Date	0	0	8	8	0.68%
Relationship to Head of Household	0	0	3	3	0.26%
Enrollment CoC	0	0	0	0	0%
Disabling Condition	3	2	7	12	1.02%

Numbers in *green italics* have been recalculated or weighted based on available totals.

Q06c: Data Quality: Income and Housing Data Quality

Data Element	Client Doesn't Know/Prefers Not to Answer	Information Missing	Data Issues	Total	% of Error Rate
Destination	49	159	0	208	<i>21.01%</i>
Income and Sources at Start	12	333	23	362	<i>40.13%</i>
Income and Sources at Annual Assessment	0	20	0	20	<i>76.92%</i>
Income and Sources at Exit	13	287	19	314	<i>40.89%</i>

Numbers in *green italics* have been recalculated or weighted based on available totals.

Q06d: Data Quality: Chronic Homelessness

Entering into project type	Count of Total Records	Missing Time in Institution	Missing Time in Housing	Approximate Date Started DK/R/missing	Number of Times DK/R/missing	Number of Months DK/R/missing	% of Records Unable to Calculate
ES-EE, ES-NbN, SH, Street Outreach	631	0	0	153	12	13	<i>25.56%</i>
TH	33	0	0	0	0	0	<i>0</i>
PH (All)	22	0	0	1	0	0	<i>4.55%</i>
CE	0	0	0	0	0	0	<i>0</i>
SSO, Day Shelter, HP	209	0	1	0	0	0	<i>.01</i>
Total	895	0	0	0	0	0	<i>18.34%</i>

Numbers in *green italics* have been recalculated or weighted based on available totals.

Q06e: Data Quality: Timeliness

Time for Record Entry	Number of Project Start Records	Number of Project Exit Records
< 0 days	10	15
0 days	166	201
1-3 Days	267	204
4-6 Days	113	74
7-10 Days	96	108
11+ Days	420	388

Q06f: Data Quality: Inactive Records: Street Outreach & Emergency Shelter

Data Element	# of Records	# of Inactive Records	% of Inactive Records
Contact (Adults and Heads of Household in Street Outreach or ES - NbN)	36	36	<i>100.00%</i>
Bed Night (All Clients in ES - NbN)	36	8	<i>22.22%</i>

Numbers in *green italics* have been recalculated or weighted based on available totals.

Q07a: Number of Persons Served

	Total	Without Children	With Children and Adults	With Only Children	Unknown Household Type
Adults	819	638	179	2	0
Children	353	0	271	82	0
Client Doesn't Know/Prefers Not to Answer	0	0	0	0	0
Data Not Collected	0	0	0	0	0
Total	1,172	638	450	84	0
For PSH & RRH – the total persons served who moved into housing	6	3	3	0	0

Q07b: Point-in-Time Count of Persons on the Last Wednesday

	Total	Without Children	With Children and Adults	With Only Children	Unknown Household Type
January	141	94	42	5	0
April	144	96	41	7	0
July	113	80	31	2	0
October	118	86	30	2	0

Q08a: Households Served

	Total	Without Children	With Children and Adults	With Only Children	Unknown Household Type
Total Households	839	612	143	84	0
For PSH & RRH – the total households served who moved into housing	4	3	1	0	0

Q08b: Point-in-Time Count of Households on the Last Wednesday

	Total	Without Children	With Children and Adults	With Only Children	Unknown Household Type
January	106	90	11	5	0
April	110	93	10	7	0
July	85	73	10	2	0
October	93	83	9	1	0

Q09a: Number of Persons Contacted

Number of Persons Contacted	All Persons Contacted	First contact – NOT staying on the Streets, ES-EE, ES-NbN, or SH	First contact – WAS staying on Streets, ES-EE, ES-NbN, or SH	First contact – Worker unable to determine
Once	111	0	1	42
2-5 Times	0	0	0	0
6-9 Times	0	0	0	0
10+ Times	0	0	0	0
Total Persons Contacted	111	0	1	0

Q09b: Number of Persons Newly Engaged

Number of Persons Engaged	All Persons Contacted	First contact – NOT staying on the Streets, ES-EE, ES-NbN, or SH	First contact – WAS staying on Streets, ES-EE, ES-NbN, or SH	First contact – Worker unable to determine
Once	80	0	0	0
2-5 Contacts	0	0	0	0
6-9 Contacts	0	0	0	0
10+ Contacts	0	0	0	0
Total Persons Engaged	80	0	0	0
Rate of Engagement	<i>72.07%</i>	<i>0</i>	<i>0%</i>	<i>0</i>

Numbers in *green italics* have been recalculated or weighted based on available totals.

Q10a: Gender

	Total	Without Children	With Children and Adults	With Only Children	Unknown Household Type
Woman	600	291	271	38	0
Man	554	343	173	38	0
Culturally Specific Identity	0	0	0	0	0
Transgender	5	1	0	4	0
Non-Binary	5	1	1	3	0
Questioning	0	0	0	0	0
Different Identity	0	0	0	0	0
Woman/Man	0	0	0	0	0
Woman/Culturally Specific Identity	0	0	0	0	0
Woman/Transgender	0	0	0	0	0
Woman/Non-Binary	1	0	0	1	0
Woman/Questioning	0	0	0	0	0
Woman/Different Identity	0	0	0	0	0
Man/Culturally Specific Identity	0	0	0	0	0
Man/Transgender	1	0	1	0	0
Man/Non-Binary	0	0	0	0	0
Man/Questioning	0	0	0	0	0
Man/Different Identity	0	0	0	0	0
Culturally Specific Identity/Transgender	0	0	0	0	0
Culturally Specific Identity/Non-Binary	0	0	0	0	0
Culturally Specific Identity/Questioning	0	0	0	0	0
Culturally Specific Identity/Different Identity	0	0	0	0	0
Transgender/Non-Binary	0	0	0	0	0
Transgender/Questioning	0	0	0	0	0
Transgender/Different Identity	0	0	0	0	0
Non-Binary/Questioning	0	0	0	0	0
Non-Binary/Different Identity	0	0	0	0	0
Questioning/Different Identity	0	0	0	0	0
More than 2 Gender Identities Selected	0	0	0	0	0
Client Doesn't Know/Prefers Not to Answer	0	0	0	0	0
Data Not Collected	6	2	4	0	0
Total	1,172	638	450	84	0

New as of 10/1/2023.

Q10d: Gender by Age Ranges

	Total	Under Age 18	Age 18-24	Age 25-64	Age 65+	Client Doesn't Know/Prefers Not to Answer	Data Not Collected
Woman	600	167	38	363	32	0	0
Man	554	174	33	324	23	0	0
Culturally Specific Identity	0	0	0	0	0	0	0
Transgender	5	4	0	1	0	0	0
Non-Binary	5	3	2	0	0	0	0
Questioning	0	0	0	0	0	0	0
Different Identity	0	0	0	0	0	0	0
Woman/Man	0	0	0	0	0	0	0
Woman/Culturally Specific Identity	0	0	0	0	0	0	0
Woman/Transgender	0	0	0	0	0	0	0
Woman/Non-Binary	1	1	0	0	0	0	0
Woman/Questioning	0	0	0	0	0	0	0
Woman/Different Identity	0	0	0	0	0	0	0
Man/Culturally Specific Identity	0	0	0	0	0	0	0
Man/Transgender	1	1	0	0	0	0	0
Man/Non-Binary	0	0	0	0	0	0	0
Man/Questioning	0	0	0	0	0	0	0
Man/Different Identity	0	0	0	0	0	0	0
Culturally Specific Identity/Transgender	0	0	0	0	0	0	0
Culturally Specific Identity/Non-Binary	0	0	0	0	0	0	0
Culturally Specific Identity/Questioning	0	0	0	0	0	0	0
Culturally Specific Identity/Different Identity	0	0	0	0	0	0	0
Transgender/Non-Binary	0	0	0	0	0	0	0
Transgender/Questioning	0	0	0	0	0	0	0
Transgender/Different Identity	0	0	0	0	0	0	0
Non-Binary/Questioning	0	0	0	0	0	0	0
Non-Binary/Different Identity	0	0	0	0	0	0	0
Questioning/Different Identity	0	0	0	0	0	0	0
More than 2 Gender Identities Selected	0	0	0	0	0	0	0
Client Doesn't Know/Prefers Not to Answer	0	0	0	0	0	0	0
Data Not Collected	6	3	2	1	0	0	0
Total	1,172	353	75	689	55	0	0

New as of 10/1/2023.

Q11: Age

	Total	Without Children	With Children and Adults	With Only Children	Unknown Household Type
Under 5	70	0	69	1	0
5-12	146	0	140	6	0
13-17	137	0	62	75	0
18-24	75	51	24	0	0
25-34	185	128	57	0	0
35-44	212	145	65	2	0
45-54	155	136	19	0	0
55-64	137	124	13	0	0
65+	55	54	1	0	0
Client Doesn't Know/Prefers Not to Answer	0	0	0	0	0
Data Not Collected	0	0	0	0	0
Total	1,172	638	450	84	0

New as of 10/1/2023.

Q12: Race and Ethnicity

	Total	Without Children	With Children and Adults	With Only Children	Unknown Household Type
American Indian, Alaska Native, or Indigenous	394	211	157	26	0
Asian or Asian American	105	63	42	0	0
Black, African American, or African	44	23	18	3	0
Hispanic/Latina/e/o	20	5	14	1	0
Middle Eastern or North African	13	5	8	0	0
Native Hawaiian or Pacific Islander	17	8	7	2	0
White	391	223	141	27	0
Asian or Asian American & American Indian, Alaska Native, or Indigenous	1	0	1	0	0
Black, African American, or African & American Indian, Alaska Native, or Indigenous	7	5	2	0	0
Hispanic/Latina/e/o & American Indian, Alaska Native, or Indigenous	12	9	2	1	0
Middle Eastern or North African & American Indian, Alaska Native, or Indigenous	0	0	0	0	0
Native Hawaiian or Pacific Islander & American Indian, Alaska Native, or Indigenous	7	3	3	1	0
White & American Indian, Alaska Native, or Indigenous	48	33	8	7	0
Black, African American, or African & Asian or Asian American	0	0	0	0	0
Hispanic/Latina/e/o & Asian or Asian American	2	1	0	1	0
Middle Eastern or North African & Asian or Asian American	0	0	0	0	0
Native Hawaiian or Pacific Islander & Asian or Asian American	0	0	0	0	0
White & Asian or Asian American	5	3	0	2	0
Hispanic/Latina/e/o & Black, African American, or African	3	2	0	1	0
Middle Eastern or North African & Black, African American, or African	0	0	0	0	0
Native Hawaiian or Pacific Islander & Black, African American, or African	0	0	0	0	0
White & Black, African American, or African	8	3	2	3	0
Middle Eastern or North African & Hispanic/Latina/e/o	0	0	0	0	0
Native Hawaiian or Pacific Islander & Hispanic/Latina/e/o	1	1	0	0	0
White & Hispanic/Latina/e/o	43	23	16	4	0
Native Hawaiian or Pacific Islander & Middle Eastern or North African	0	0	0	0	0
White & Middle Eastern or North African	0	0	0	0	0
White & Native Hawaiian or Pacific Islander	3	1	1	1	0
Multiracial – more than 2 races/ethnicity, with one being Hispanic/Latina/e/o	7	2	2	3	0
Multiracial – more than 2 races, where no option is Hispanic/Latina/e/o	2	1	0	1	0
Client Doesn't Know/Prefers Not to Answer	2	1	1	0	0
Data Not Collected	37	12	25	0	0
Total	1,172	638	450	84	0

New as of 10/1/2023.

Q13a1: Physical and Mental Health Conditions at Start

	Total Persons	Without Children	Adults in HH with Children & Adults	Children in HH with Children & Adults	With Children and Adults ☹	With Only Children	Unknown Household Type
Mental Health Disorder	279	197	28	5	0	49	0
Alcohol Use Disorder	69	61	5	0	0	3	0
Drug Use Disorder	77	56	5	0	0	16	0
Both Alcohol Use and Drug Use Disorders	93	78	3	0	0	12	0
Chronic Health Condition	105	80	9	1	0	15	0
HIV/AIDS	2	2	0	0	0	0	0
Developmental Disability	106	50	8	12	0	36	0
Physical Disability	141	118	17	1	0	5	0

☹ The "With Children and Adults" column is retired as of 10/1/2019 and replaced with the columns "Adults in HH with Children & Adults" and "Children in HH with Children & Adults".

Q13b1: Physical and Mental Health Conditions at Exit

	Total Persons	Without Children	Adults in HH with Children & Adults	Children in HH with Children & Adults	With Children and Adults ☹	With Only Children	Unknown Household Type
Mental Health Disorder	234	162	25	1	0	46	0
Alcohol Use Disorder	57	51	3	0	0	3	0
Drug Use Disorder	76	52	9	0	0	15	0
Both Alcohol Use and Drug Use Disorders	68	53	3	0	0	12	0
Chronic Health Condition	79	57	6	1	0	15	0
HIV/AIDS	0	0	0	0	0	0	0
Developmental Disability	88	34	8	10	0	36	0
Physical Disability	111	93	13	0	0	5	0

☹ The "With Children and Adults" column is retired as of 10/1/2019 and replaced with the columns "Adults in HH with Children & Adults" and "Children in HH with Children & Adults".

Q13c1: Physical and Mental Health Conditions for Stayers

	Total Persons	Without Children	Adults in HH with Children & Adults	Children in HH with Children & Adults	With Children and Adults ☹	With Only Children	Unknown Household Type
Mental Health Disorder	48	37	4	4	0	3	0
Alcohol Use Disorder	12	11	1	0	0	0	0
Drug Use Disorder	9	8	0	0	0	1	0
Both Alcohol Use and Drug Use Disorders	26	25	1	0	0	0	0
Chronic Health Condition	24	22	2	0	0	0	0
HIV/AIDS	2	2	0	0	0	0	0
Developmental Disability	20	16	1	3	0	0	0
Physical Disability	31	26	4	1	0	0	0

☹ The "With Children and Adults" column is retired as of 10/1/2019 and replaced with the columns "Adults in HH with Children & Adults" and "Children in HH with Children & Adults".

Q14a: History of Domestic Violence, Sexual Assault, Dating Violence, Stalking, or Human Trafficking

	Total	Without Children	With Children and Adults	With Only Children	Unknown Household Type
Yes	350	220	84	46	0
No	491	376	77	38	0
Client Doesn't Know/Prefers Not to Answer	5	5	0	0	0
Data Not Collected	56	37	19	0	0
Total	902	638	180	84	0

Q14b: Most recent experience of domestic violence, sexual assault, dating violence, stalking, or human trafficking

	Total	Without Children	With Children and Adults	With Only Children	Unknown Household Type
Within the past three months	190	119	55	16	0
Three to six months ago	29	20	6	3	0
Six months to one year	20	8	6	6	0
One year ago, or more	76	51	7	18	0
Client Doesn't Know/Prefers Not to Answer	9	6	0	3	0
Data Not Collected	26	16	10	0	0
Total	350	220	84	46	0

New as of 10/1/2023.

Q15: Living Situation

	Total	Without Children	With Children and Adults	With Only Children	Unknown Household Type
Homeless Situations					
Place not meant for habitation	154	147	5	2	0
Emergency shelter, including hotel or motel paid for with emergency shelter voucher, Host Home shelter	112	90	15	7	0
Safe Haven	1	1	0	0	0
Subtotal - Homeless Situations	267	238	20	9	0
Institutional Situations					
Foster care home or foster care group home	16	0	0	16	0
Hospital or other residential non-psychiatric medical facility	6	6	0	0	0
Jail, prison, or juvenile detention facility	14	14	0	0	0
Long-term care facility or nursing home	0	0	0	0	0
Psychiatric hospital or other psychiatric facility	8	1	1	6	0
Substance abuse treatment facility or detox center	19	17	2	0	0
Subtotal - Institutional Situations	63	38	3	22	0
Temporary Situations					
Transitional housing for homeless persons (including homeless youth)	9	3	6	0	0
Residential project or halfway house with no homeless criteria	14	13	0	1	0
Hotel or motel paid for without emergency shelter voucher	24	18	6	0	0
Host Home (non-crisis)	3	3	0	0	0
Staying or living in a friend's room, apartment, or house	82	66	9	7	0
Staying or living in a family member's room, apartment, or house	93	34	15	44	0
Subtotal - Temporary Situations	225	137	36	52	0
Permanent Situations					
Rental by client, no ongoing housing subsidy	158	100	58	0	0
Rental by client, with ongoing housing subsidy	64	42	22	0	0
Owned by client, with ongoing housing subsidy	3	0	3	0	0
Owned by client, no ongoing housing subsidy	35	24	11	0	0
Subtotal - Permanent Situations	260	166	94	0	0
Client Doesn't Know/Prefers Not to Answer	6	5	1	0	0
Data Not Collected	81	54	26	1	0
Subtotal - Other Situations	87	59	27	1	0
TOTAL	902	638	180	84	0

Updated 10/1/2023: Rows reordered and grouped differently. New "Rental by client, with ongoing housing subsidy" row includes data previously reported under separate subsidy types.

🔗 Interim housing is retired as of 10/1/2019.

Q16: Cash Income - Ranges

	Income at Start	Income at Latest Annual Assessment for Stayers	Income at Exit for Leavers
No income	276	0	230
\$1 - \$150	4	0	3
\$151 - \$250	5	0	5
\$251 - \$500	22	0	17
\$501 - \$1000	41	0	35
\$1,001 - \$1,500	31	0	27
\$1,501 - \$2,000	41	0	29
\$2,001+	49	0	37
Client Doesn't Know/Prefers Not to Answer	13	0	14
Data Not Collected	337	0	292
Number of Adult Stayers Not Yet Required to Have an Annual Assessment	0	110	0
Number of Adult Stayers Without Required Annual Assessment	0	20	0
Total Adults	819	130	689

Q17: Cash Income - Sources

	Income at Start	Income at Latest Annual Assessment for Stayers	Income at Exit for Leavers
Earned Income	133	0	104
Unemployment Insurance	9	0	8
Supplemental Security Income (SSI)	32	0	27
Social Security Disability Insurance (SSDI)	27	0	20
VA Service-Connected Disability Compensation	2	0	0
VA Non-Service Connected Disability Pension	1	0	0
Private Disability Insurance	0	0	0
Worker's Compensation	0	0	0
Temporary Assistance for Needy Families (TANF)	14	0	12
General Assistance (GA)	12	0	10
Retirement Income from Social Security	3	0	3
Pension or retirement income from a former job	3	0	2
Child Support	7	0	6
Alimony and other spousal support	1	0	1
Other Source	21	0	15
Adults with Income Information at Start and Annual Assessment/Exit	0	0	130

Q19b: Disabling Conditions and Income for Adults at Exit

	AO: Adult with Disabling Condition	AO: Adult without Disabling Condition	AO: Total Adults	AO: % with Disabling Condition by Source	AC: Adult with Disabling Condition	AC: Adult without Disabling Condition	AC: Total Adults	AC: % with Disabling Condition by Source	UK: Adult with Disabling Condition	UK: Adult without Disabling Condition	UK: Total Adults	UK: % with Disabling Condition by Source
Earned Income	31	33	64	<i>48.44%</i>	4	24	28	<i>14.29%</i>	0	0	0	<i>0</i>
Unemployment Insurance	2	3	5	<i>40.00%</i>	0	2	2	<i>0%</i>	0	0	0	<i>0</i>
Supplemental Security Income (SSI)	16	6	22	<i>72.73%</i>	3	1	4	<i>75.00%</i>	0	0	0	<i>0</i>
Social Security Disability Insurance (SSDI)	15	1	16	<i>93.75%</i>	3	0	3	<i>100.00%</i>	0	0	0	<i>0</i>
VA Service-Connected Disability Compensation	0	0	0	<i>0</i>	0	0	0	<i>0</i>	0	0	0	<i>0</i>
VA Non-Service-Connected Disability Pension	0	0	0	<i>0</i>	0	0	0	<i>0</i>	0	0	0	<i>0</i>
Private Disability Insurance	0	0	0	<i>0</i>	0	0	0	<i>0</i>	0	0	0	<i>0</i>
Worker's Compensation	0	1	1	<i>0%</i>	0	0	0	<i>0</i>	0	0	0	<i>0</i>
Temporary Assistance for Needy Families (TANF)	4	0	4	<i>100.00%</i>	3	4	7	<i>42.86%</i>	0	0	0	<i>0</i>
General Assistance (GA)	5	2	7	<i>71.43%</i>	1	1	2	<i>50.00%</i>	0	0	0	<i>0</i>
Retirement Income from Social Security	2	0	2	<i>100.00%</i>	0	0	0	<i>0</i>	0	0	0	<i>0</i>
Pension or retirement income from a former job	1	0	1	<i>100.00%</i>	0	0	0	<i>0</i>	0	0	0	<i>0</i>
Child Support	0	1	1	<i>0%</i>	3	1	4	<i>75.00%</i>	0	0	0	<i>0</i>
Alimony and other spousal support	0	0	0	<i>0</i>	0	1	1	<i>0%</i>	0	0	0	<i>0</i>
Other source	8	3	11	<i>72.73%</i>	1	4	5	<i>20.00%</i>	0	0	0	<i>0</i>
No Sources	88	57	145	<i>60.69%</i>	15	25	40	<i>37.50%</i>	0	0	0	<i>0</i>
Unduplicated Total Adults	154	101	255		31	60	91		0	0	0	

Numbers in *green italics* have been recalculated or weighted based on available totals.

Q20a: Type of Non-Cash Benefit Sources

	Benefit at Start	Benefit at Latest Annual Assessment for Stayers	Benefit at Exit for Leavers
Supplemental Nutrition Assistance Program (SNAP) (Previously known as Food Stamps)	116	0	88
Special Supplemental Nutrition Program for Women, Infants, and Children (WIC)	2	0	2
TANF Child Care Services	0	0	0
TANF Transportation Services	0	0	0
Other TANF-Funded Services	0	0	0
Other Source	4	0	2

Q21: Health Insurance

	At Start	At Annual Assessment for Stayers	At Exit for Leavers
MEDICAID	354	0	302
MEDICARE	19	0	14
State Children's Health Insurance Program	64	0	57
Veteran's Health Administration (VHA)	5	0	1
Employer-Provided Health Insurance	22	0	20
Health Insurance obtained through COBRA	0	0	0
Private Pay Health Insurance	15	0	14
State Health Insurance for Adults	5	0	4
Indian Health Services Program	130	0	110
Other	24	0	19
No Health Insurance	107	0	84
Client Doesn't Know/Prefers Not to Answer	29	0	8
Data Not Collected	474	20	416
Number of Stayers Not Yet Required to Have an Annual Assessment	0	162	0
1 Source of Health Insurance	496	0	429
More than 1 Source of Health Insurance	67	0	53

Q22a2: Length of Participation – ESG Projects

	Total	Leavers	Stayers
0 to 7 days	601	564	37
8 to 14 days	93	75	18
15 to 21 days	61	50	11
22 to 30 days	60	52	8
31 to 60 days	130	104	26
61 to 90 days	48	39	9
91 to 180 days	75	47	28
181 to 365 days	61	43	18
366 to 730 days (1-2 Yrs)	25	10	15
731 to 1,095 days (2-3 Yrs)	11	6	5
1,096 to 1,460 days (3-4 Yrs)	0	0	0
1,461 to 1,825 days (4-5 Yrs)	0	0	0
More than 1,825 days (> 5 Yrs)	0	0	0
Total	1,172	990	182

Q22c: Length of Time between Project Start Date and Housing Move-in Date

	Total	Without Children	With Children and Adults	With Only Children	Unknown Household Type
7 days or less	0	0	0	0	0
8 to 14 days	0	0	0	0	0
15 to 21 days	0	0	0	0	0
22 to 30 days	0	0	0	0	0
31 to 60 days	0	0	0	0	0
61 to 90 days	5	2	3	0	0
91 to 180 days	0	0	0	0	0
181 to 365 days	1	1	0	0	0
366 to 730 days (1-2 Yrs)	0	0	0	0	0
Total (persons moved into housing)	6	3	3	0	0
Average length of time to housing	<i>87.18</i>	<i>55.86</i>	<i>31.33</i>	<i>0</i>	<i>0</i>
Persons who were exited without move-in	15	5	10	0	0
Total persons	21	8	13	0	0

Numbers in *green italics* have been recalculated or weighted based on available totals.

Q22d: Length of Participation by Household Type

	Total	Without Children	With Children and Adults	With Only Children	Unknown Household Type
7 days or less	601	298	261	42	0
8 to 14 days	93	51	24	18	0
15 to 21 days	61	32	22	7	0
22 to 30 days	60	31	23	6	0
31 to 60 days	130	78	46	6	0
61 to 90 days	48	30	16	2	0
91 to 180 days	75	48	24	3	0
181 to 365 days	61	42	19	0	0
366 to 730 days (1-2 Yrs)	25	21	4	0	0
731 days or more	11	6	5	0	0
Total	1,172	638	450	84	0

Updated 10/1/2023: Data previously in categories of 1,096 days at higher has been collapsed into 731 days or more.

Q22e: Length of Time Prior to Housing - based on 3.917 Date Homelessness Started

	Total	Without Children	With Children and Adults	With Only Children	Unknown Household Type
7 days or less	234	111	41	82	0
8 to 14 days	16	15	1	0	0
15 to 21 days	13	12	1	0	0
22 to 30 days	11	11	0	0	0
31 to 60 days	34	30	3	1	0
61 to 90 days	21	17	4	0	0
91 to 180 days	32	20	12	0	0
181 to 365 days	36	36	0	0	0
366 to 730 days (1-2 Yrs)	36	33	3	0	0
731 days or more	81	79	2	0	0
Total	514	364	67	83	0
Not yet moved into housing	1	0	1	0	0
Data not collected	336	148	187	1	0
Total persons	858	512	262	84	0

Q22f: Length of Time between Project Start Date and Housing Move-in Date by Race and Ethnicity

	American Indian, Alaska Native, or Indigenous	Asian or Asian American	Black, African American, or African	Hispanic/Latina/e/o	Middle Eastern or North African	Native Hawaiian or Pacific Islander	White	At Least 1 Race and Hispanic/Latina/e/o	Multi-racial (does not include Hispanic/Latina/e/o)	Unknown (Don't Know, Preferred not to Answer, Data not Collected)
Persons Moved Into Housing	51	5	13	7	0	2	39	1	0	4
Persons Exited Without Move-In	0	0	0	0	0	0	0	0	0	0
Average time to Move-In	96.51	.02	36.63	.52	0	.01	71.07	22.42	0	15.16
Median time to Move-In	Cannot calculate	Cannot calculate	Cannot calculate	Cannot calculate	Cannot calculate	Cannot calculate	Cannot calculate	Cannot calculate	Cannot calculate	Cannot calculate

New as of 10/1/2023.

Q22g: Length of Time Prior to Housing by Race and Ethnicity - based on 3.917 Date Homelessness Started

	American Indian, Alaska Native, or Indigenous	Asian or Asian American	Black, African American, or African	Hispanic/Latina/e/o	Middle Eastern or North African	Native Hawaiian or Pacific Islander	White	At Least 1 Race and Hispanic/Latina/e/o	Multi-racial (does not include Hispanic/Latina/e/o)	Unknown (Don't Know, Preferred not to Answer, Data not Collected)
Persons Moved Into Housing	169	19	25	9	1	7	180	35	43	4
Persons Not Yet Moved Into Housing	0	0	0	0	0	0	1	0	0	0
Average time to Move-In	775.82	.01	47.05	.41	0	.00	15.40	.64	0	15.16
Median time to Move-In	Cannot calculate	Cannot calculate	Cannot calculate	Cannot calculate	Cannot calculate	Cannot calculate	Cannot calculate	Cannot calculate	Cannot calculate	Cannot calculate

New as of 10/1/2023.

Q23c: Exit Destination

	Total	Without Children	With Children and Adults	With Only Children	Unknown Household Type
Homeless Situations					
Place not meant for habitation (e.g., a vehicle, an abandoned building, bus/train/subway station/airport or anywhere outside)	96	94	2	0	0
Emergency shelter, including hotel or motel paid for with emergency shelter voucher, Host Home shelter	45	32	8	5	0
Safe Haven	0	0	0	0	0
Subtotal - Homeless Situations	141	126	10	5	0
Institutional Situations					
Foster care home or foster care group home	17	0	0	17	0
Hospital or other residential non-psychiatric medical facility	8	4	2	2	0
Jail, prison, or juvenile detention facility	8	8	0	0	0
Long-term care facility or nursing home	0	0	0	0	0
Psychiatric hospital or other psychiatric facility	4	3	0	1	0
Substance abuse treatment facility or detox center	4	2	0	2	0
Subtotal - Institutional Situations	41	17	2	22	0
Temporary Situations					
Transitional housing for homeless persons (including homeless youth)	20	10	10	0	0
Residential project or halfway house with no homeless criteria	3	3	0	0	0
Hotel or motel paid for without emergency shelter voucher	10	7	3	0	0
Host Home (non-crisis)	6	1	5	0	0
Staying or living with family, temporary tenure (e.g., room, apartment, or house)	50	24	13	13	0
Staying or living with friends, temporary tenure (e.g., room, apartment, or house)	41	31	7	3	0
Moved from one HOPWA funded project to HOPWA TH	0	0	0	0	0
Subtotal - Temporary Situations	130	76	38	16	0
Permanent Situations					
Staying or living with family, permanent tenure	63	11	20	32	0
Staying or living with friends, permanent tenure	7	7	0	0	0
Moved from one HOPWA funded project to HOPWA PH	0	0	0	0	0
Rental by client, no ongoing housing subsidy	201	97	103	1	0
Rental by client, with ongoing housing subsidy	129	63	65	1	0
Owned by client, with ongoing housing subsidy	3	0	3	0	0
Owned by client, no ongoing housing subsidy	58	23	35	0	0
Subtotal - Permanent Situations	461	201	226	34	0
Other Situations					
No Exit Interview Completed	44	26	18	0	0
Other	7	3	2	2	0
Deceased	0	0	0	0	0
Client Doesn't Know/Prefers Not to Answer	49	48	1	0	0
Data Not Collected	117	38	79	0	0
Subtotal - Other Situations	217	115	100	2	0
Total	990	535	376	79	0
Total persons exiting to positive housing destinations	467	202	231	34	0
Total persons whose destinations excluded them from the calculation	25	4	2	19	0
Percentage	48.39%	38.04%	61.76%	56.67%	0

Updated 10/1/2023: Rows reordered and grouped differently. Destinations with subsidies are now detailed in Q23d. Existing data has been updated to match new row order and relocated to Q23d as appropriate.
Numbers in *green italics* have been recalculated or weighted based on available totals.

Q23d: Exit Destination – Subsidy Type of Persons Exiting to Rental by Client With An Ongoing Subsidy

	Total	Without Children	With Children and Adults	With Only Children	Unknown Household Type
CPD TIP housing subsidy	3	2	1	0	0
VASH housing subsidy	0	0	0	0	0
RRH or equivalent subsidy	6	4	2	0	0
HCV voucher (tenant or project based) (not dedicated)	9	2	7	0	0
Public housing unit	6	2	3	1	0
Rental by client, with other ongoing housing subsidy	88	37	51	0	0
Housing Stability Voucher	3	3	0	0	0
Family Unification Program Voucher (FUP)	2	2	0	0	0
Foster Youth to Independence Initiative (FYI)	0	0	0	0	0
Permanent Supportive Housing	4	4	0	0	0
Other permanent housing dedicated for formerly homeless persons	8	7	1	0	0
TOTAL	129	63	65	1	0

New as of 10/1/2023: Existing data from Q23c prior to 10/1/2023 has been relocated to Q23d as appropriate.

Q23e: Exit Destination Type by Race and Ethnicity

	Total	American Indian, Alaska Native, or Indigenous	Asian or Asian American	Black, African American, or African	Hispanic/Latina/e/o	Middle Eastern or North African	Native Hawaiian or Pacific Islander	White	At Least 1 Race and Hispanic/Latina/e/o	Multi-racial (does not include Hispanic/Latina/e/o)	Unknown (Don't Know, Preferred not to Answer, Data not Collected)
Homeless Situations	141	49	1	2	0	0	0	59	12	8	1
Institutional Situations	41	17	0	2	1	0	1	7	3	6	2
Temporary Housing Situations	130	45	9	9	2	1	4	39	2	6	6
Permanent Housing Situations	461	134	89	20	3	0	12	143	28	18	8
Other	217	85	3	9	6	12	0	67	5	8	15
Total	990	330	102	42	12	13	17	315	50	46	32

New as of 10/1/2023.

Q24a: Homelessness Prevention Housing Assessment at Exit

	Total	Without Children	With Children and Adults	With Only Children	Unknown Household Type
Able to maintain the housing they had at project start--Without a subsidy	111	58	53	0	0
Able to maintain the housing they had at project start--With the subsidy they had at project start	37	15	22	0	0
Able to maintain the housing they had at project start--With an on-going subsidy acquired since project start	0	0	0	0	0
Able to maintain the housing they had at project start--Only with financial assistance other than a subsidy	7	2	5	0	0
Moved to new housing unit--With on-going subsidy	4	3	1	0	0
Moved to new housing unit--Without an on-going subsidy	4	2	2	0	0
Moved in with family/friends on a temporary basis	0	0	0	0	0
Moved in with family/friends on a permanent basis	0	0	0	0	0
Moved to a transitional or temporary housing facility or program	0	0	0	0	0
Client became homeless – moving to a shelter or other place unfit for human habitation	0	0	0	0	0
Jail/prison	0	0	0	0	0
Deceased	0	0	0	0	0
Client Doesn't Know/Prefers Not to Answer	0	0	0	0	0
Data not collected (no exit interview completed)	127	40	87	0	0
Total	290	120	170	0	0

Q24d: Language of Persons Requiring Translation Assistance

Language Response (Top 20 Languages Selected)	Total Persons Requiring Translation Assistance	Language Name ¹
110	0	<i>American Sign Language</i>
143	0	<i>Central Alaskan Yup'ik / Yugtun</i>
228	0	<i>Inupiatun / Inupiaq</i>
346	0	<i>Russian</i>
367	0	<i>Spanish</i>
377	0	<i>Tagalog</i>
Different Preferred Language	0	
Total	0	

New as of 10/1/2023.

¹This lookup is provided by Sage. The CSV upload contains only the response code.

Q25a: Number of Veterans

	Total	Without Children	With Children and Adults	Unknown Household Type
Chronically Homeless Veteran	8	8	0	0
Non-Chronically Homeless Veteran	25	24	1	0
Not a Veteran	854	563	289	0
Client Doesn't Know/Prefers Not to Answer	3	3	0	0
Data Not Collected	95	40	55	0
Total	985	638	345	0

Q26b: Number of Chronically Homeless Persons by Household

	Total	Without Children	With Children and Adults	With Only Children	Unknown Household Type
Chronically Homeless	127	121	6	0	0
Not Chronically Homeless	786	403	300	83	0
Client Doesn't Know/Prefers Not to Answer	6	4	2	0	0
Data Not Collected	253	110	142	1	0
Total	1,172	638	450	84	0

Step 1: Dates

7/1/2023 to 6/30/2024

Step 2: Contact Information

First Name **Jennifer**
Middle Name
Last Name **Smerud**
Suffix
Title **Planner**
Street Address 1 **4300 Boniface Parkway**
Street Address 2
City **Anchorage**
State **Alaska**
ZIP Code **99504**
E-mail Address **jsmerud@ahfc.us**
Phone Number **(907)330-8276**
Extension
Fax Number

Step 4: Grant Information

Emergency Shelter Rehab/Conversion

Did you create additional shelter beds/units through an ESG-funded rehab project **No**
Did you create additional shelter beds/units through an ESG-funded conversion project **No**

Data Participation Information

Are there any funded projects, except HMIS or Admin, which are not listed on the Project Links and Uploads form? This includes projects in the HMIS and from VSP **No**

Step 5: Project Outcomes

Project outcomes are required for all CAPERS where the program year start date is 1-1-2021 or later. This form replaces the narrative in CR-70 of the eCon Planning Suite.

From the Action Plan that covered ESG for this reporting period copy and paste or retype the information in Question 5 on screen AP-90: "Describe performance standards for evaluating ESG."

Consistent with HUD/CoC performance measures and Alaska's Plan to End Long Term Homelessness, the following standards will be used to evaluate ESG and ESG-CV activities (and source to determine performance):
Emergency Shelters: Utilization rate of at least 65% (Source: STELLA)
Rapid Re-Housing: 6+ months housing stability rate at least 82% (Source: HMIS/Provider reports)
Homeless Prevention: 90-day housing retention rate of at least 80% (Source: Provider reports)

Based on the information from the Action Plan response previously provided to HUD:

1. Briefly describe how you met the performance standards identified in A-90 this program year. *If they are not measurable as written type in N/A as the answer.*

The following information is based on available data:
Emergency shelter usage - combining the AKHMIS data and DV provider data - Shelter usage is 83%
RRH and Homeless Prevention outcomes are included in the data submitted with this report.

2. Briefly describe what you did not meet and why. *If they are not measurable as written type in N/A as the answer.*

outcomes continue to be a challenge to measure.

OR

3. If your standards were not written as measurable, provide a sample of what you will change them to in the future? *If they were measurable and you answered above type in N/A as the answer.*

not applicable

Step 6: Financial Information

ESG Information from IDIS

As of 9/20/2024

FY	Grant Number	Current Authorized Amount	Funds Committed By Recipient	Funds Drawn	Balance Remaining	Obligation Date	Expenditure Deadline
2023	E23DC020001	\$234,101.00	\$234,101.00	\$114,131.88	\$119,969.12	7/24/2023	7/24/2025
2022	E22DC020001	\$281,402.00	\$281,401.00	\$281,264.44	\$137.56	9/7/2022	9/7/2024
2021	E21DC020001	\$269,217.00	\$269,217.00	\$269,217.00	\$0	8/3/2021	8/3/2023
2020	E20DC020001	\$265,224.00	\$265,224.00	\$265,224.00	\$0	8/12/2020	8/12/2022
2019	E19DC020001	\$250,712.00	\$250,712.00	\$250,712.00	\$0	8/27/2019	8/27/2021
2018	E18DC020001	\$235,176.00	\$235,176.00	\$235,176.00	\$0	9/12/2018	9/12/2020
2017	E17DC020001	\$230,448.00	\$230,448.00	\$230,448.00	\$0	10/19/2017	10/19/2019
2016	E16DC020001	\$225,884.00	\$225,884.00	\$225,884.00	\$0	8/22/2016	8/22/2018
2015	E15DC020001	\$215,620.00	\$215,620.00	\$215,620.00	\$0	8/12/2015	8/12/2017
Total		\$2,561,526.00	\$2,561,525.00	\$2,441,419.32	\$120,106.68		

Expenditures	2023 Yes	2022 Yes	2021 No	2020 No	2019 No	2018 No	2017 No	2016 No
	FY2023 Annual ESG Funds for	FY2022 Annual ESG Funds for						
Homelessness Prevention	Non-COVID	Non-COVID						
Rental Assistance	57,554.18	22.90						
Relocation and Stabilization Services - Financial Assistance	3,959.00							
Relocation and Stabilization Services - Services	10,784.50							
Hazard Pay <i>(unique activity)</i>								
Landlord Incentives <i>(unique activity)</i>								
Volunteer Incentives <i>(unique activity)</i>								
Training <i>(unique activity)</i>								
Homeless Prevention Expenses	72,297.68	22.90						
	FY2023 Annual ESG Funds for	FY2022 Annual ESG Funds for						
Rapid Re-Housing	Non-COVID	Non-COVID						
Rental Assistance								
Relocation and Stabilization Services - Financial Assistance	1,600.00							
Relocation and Stabilization Services - Services	17,000.00							
Hazard Pay <i>(unique activity)</i>								
Landlord Incentives <i>(unique activity)</i>								
Volunteer Incentives <i>(unique activity)</i>								
Training <i>(unique activity)</i>								
RRH Expenses	18,600.00	0.00						
	FY2023 Annual ESG Funds for	FY2022 Annual ESG Funds for						
Emergency Shelter	Non-COVID	Non-COVID						
Essential Services	150.50							
Operations	122,127.22							
Renovation								
Major Rehab								
Conversion								
Hazard Pay <i>(unique activity)</i>								
Volunteer Incentives <i>(unique activity)</i>								
Training <i>(unique activity)</i>								
Emergency Shelter Expenses	122,277.72	0.00						
	FY2023 Annual ESG Funds for	FY2022 Annual ESG Funds for						
Temporary Emergency Shelter	Non-COVID	Non-COVID						
Essential Services								
Operations								
Leasing existing real property or temporary structures								
Acquisition								
Renovation								
Hazard Pay <i>(unique activity)</i>								
Volunteer Incentives <i>(unique activity)</i>								
Training <i>(unique activity)</i>								
Other Shelter Costs								
Temporary Emergency Shelter Expenses								

	FY2023 Annual ESG Funds for	FY2022 Annual ESG Funds for
Street Outreach	Non-COVID	Non-COVID
Essential Services		
Hazard Pay (<i>unique activity</i>)		
Volunteer Incentives (<i>unique activity</i>)		
Training (<i>unique activity</i>)		
Handwashing Stations/Portable Bathrooms (<i>unique activity</i>)		
Street Outreach Expenses	0.00	0.00
	FY2023 Annual ESG Funds for	FY2022 Annual ESG Funds for
Other ESG Expenditures	Non-COVID	Non-COVID
Cell Phones - for persons in CoC/YHDP funded projects (<i>unique activity</i>)		
Coordinated Entry COVID Enhancements (<i>unique activity</i>)		
Training (<i>unique activity</i>)		
Vaccine Incentives (<i>unique activity</i>)		
HMIS		
Administration	15,075.79	114.66
Other Expenses	15,075.79	114.66
	FY2023 Annual ESG Funds for	FY2022 Annual ESG Funds for
	Non-COVID	Non-COVID
Total Expenditures	228,251.19	137.56
Match	712,823.00	7,400.00
Total ESG expenditures plus match	941,074.19	7,537.56

Total expenditures plus match for all years

948,611.75

Step 7: Sources of Match

	FY2023	FY2022	FY2021	FY2020	FY2019	FY2018	FY2017	FY2016	FY2015
Total regular ESG plus COVID expenditures brought forward	\$228,251.19	\$137.56	\$0.00	\$0.00	\$0.00	\$0.00	\$0.00	\$0.00	\$0.00
Total ESG used for COVID brought forward	\$0.00	\$0.00	\$0.00	\$0.00	\$0.00	\$0.00	\$0.00	\$0.00	\$0.00
Total ESG used for regular expenses which requires a match	\$228,251.19	\$137.56	\$0.00	\$0.00	\$0.00	\$0.00	\$0.00	\$0.00	\$0.00
Match numbers from financial form	\$712,823.00	\$7,400.00	\$0.00	\$0.00	\$0.00	\$0.00	\$0.00	\$0.00	\$0.00
Match Percentage	312.29%	5,379.47%	0%	0%	0%	0%	0%	0%	0%

Match Source FY2023 FY2022 FY2021 FY2020 FY2019 FY2018 FY2017 FY2016 FY2015

Other Non-ESG HUD Funds

Other Federal Funds

State Government 128,225.00

Local Government

Private Funds 356,220.00

Other

Fees

Program Income

Total Cash Match	484,445.00	0.00	0.00	0.00	0.00	0.00	0.00	0.00	0.00
------------------	------------	------	------	------	------	------	------	------	------

Non Cash Match	228,378.00	7,400.00							
----------------	------------	----------	--	--	--	--	--	--	--

Total Match	712,823.00	7,400.00	0.00	0.00	0.00	0.00	0.00	0.00	0.00
-------------	------------	----------	------	------	------	------	------	------	------

Step 8: Program Income

Program income is the income received by the recipient or subrecipient directly generated by a grant supported activity. Program income is defined in 2 CFR §200.307. More information is also available in the ESG CAPER Guidebook in the resources tab above.

Did the recipient earn program income from any ESG project during the program year?

No