

---

## **CONSOLIDATED HOUSING AND COMMUNITY DEVELOPMENT PLAN FOR ALASKA SFY2021 - 2025:**

### **SFY 2021 (FFY2020) Consolidated Annual Performance and Evaluation Report**

This Housing and Community Development planning process that started in September 2019 and was completed in May 2020, with the Alaska Housing Finance Corporation's (AHFC's) Board of Directors approval of the SFY 2021-2025 HCD Plan. This Plan identified Alaska's overall housing and community development needs and outlined a strategy to address those needs. A series of one-year action plans implements the five-year strategy of general principles and priorities. The State Fiscal Year 2021 (July 1, 2020 through June 30, 2021) Consolidated Annual Performance and Evaluation Report is the first implementation report of the five-year (SFY 2021 through SFY 2025) HCD Plan.

## **Table of Contents**

<b>CR-05 - Goals and Outcomes</b>	<b>3</b>
<b>CR-10 - Racial and Ethnic composition of families assisted</b>	<b>5</b>
<b>CR-15 - Resources and Investments 91.520(a)</b>	<b>6</b>
<b>CR-20 - Affordable Housing 91.520(b)</b>	<b>9</b>
<b>CR-25 - Homeless and Other Special Needs 91.220(d, e); 91.320(d, e); 91.520(c)</b>	<b>13</b>
<b>CR-30 - Public Housing 91.220(h); 91.320(j)</b>	<b>14</b>
<b>CR-35 - Other Actions 91.220(j)-(k); 91.320(i)-(j)</b>	<b>21</b>
<b>CR-40 - Monitoring 91.220 and 91.230</b>	<b>28</b>
<b>CR-45 – Community Development Block Grant – CDBG - 91.520(c)</b>	<b>32</b>
<b>CR-50 – Home Investment Partnership Program – HOME - 91.520(d)</b>	<b>32</b>
<b>CR-56 – National Housing Trust Fund</b>	<b>35</b>
<b>CR-60 - ESG 91.520(g) (ESG Recipients only)</b>	<b>36</b>
<b>CR-65 - Persons Assisted</b>	<b>38</b>
<b>CR-70 – ESG 91.520(g) - Assistance Provided and Outcomes</b>	<b>41</b>
<b>CR-75 – Expenditures</b>	<b>42</b>

**APPENDIX A – CDBG Closed Projects**

**APPENDIX B – CDBG Civil Rights and Technical Assistance**

**APPENDIX C – CDBG PR Reports**

**APPENDIX D – PR-03 – CDBG BOSMAC**

**APPENDIX E – Economic Opportunities for Low and Very Low-income Persons – Section 3 Report**

**APPENDIX F – Home Match Report**

**APPENDIX G – Public Comments**

**APPENDIX H – SAGE Report from Homeless Management Information System (HMIS)**

## **CR-05 - Goals and Outcomes**

### **Progress the jurisdiction has made in carrying out its strategic plan and its action plan. 91.520(a)**

In 2021, in response to the FFY20 application cycle, the State awarded \$3,815,269 in funding to seven municipalities for a variety of infrastructure and planning projects including community comprehensive plan, migration plan, renovation for domestic violence shelter, construction of power plant and access road to a landfill. Once these projects are complete, we will provide a summary of the race and ethnicity of beneficiaries. The total maximum grant amount for which an applicant may apply is \$850,000.

<b>Table 1: FFY20 CDBG Program Funding Committed</b>			
<b>UGLG</b>	<b>Activity</b>	<b>LMI%</b>	<b>Funding</b>
City of Fairbanks	Senior Center Renovation	100%	\$850,000
City of Hughes	Traditional Elders & Youth Facility	58.33%	\$850,000
City of Mountain Village	Standby Power Plant	84.67%	\$850,000
City of Teller	MITC Community Building	84.85%	\$850,000
City of Mekoryuk	Community Plan Update	65.71%	\$ 26,689
City of Aniak	Aniak Library and Elder's Center	58.25%	\$194,290
City of Thorne Bay	Davidson Landing Fire/EMS Hall	53.1%	\$194,290

Please see Appendix A for CDBG Program Projects Closed during the FFY 2020 Program Year

The Emergency Solutions Grant program set a goal of shelter utilization rate of at least 65% and accomplished 58% for the fiscal year FFY20. This percentage is indicative of the COVID-Mitigation standards for emergency shelters including providing more space per guest and reducing the overall shelter population. Shelters were able to access emergency funds to provide non-congregant shelter in many communities. It also set a six-month housing stability rate of at least 82% for rapid rehousing activities and achieved 84% stability rate for the fiscal year. For its Homeless Prevention component, ESG established a 90-day housing retention rate of at least 80% and achieved 92%.

### **Comparison of the proposed versus actual outcomes for each outcome measure submitted with the consolidated plan and progress made toward meeting goals and objectives. 91.520(g)**

Categories, priority levels, funding sources and amounts, outcomes/objectives, goal outcome indicators, units of measure, targets, actual outcomes/outputs, and percentage completed for each of the grantee's program year goals.

Table 2 - Accomplishments – Program Year & Strategic Plan to Date

Goal	Category	Source / Amount	Indicator	Unit of Measure	Expected – Strategic Plan	Actual – Strategic Plan	Percent Complete	Expected – Program Year	Actual – Program Year	Percent Complete
Community Development	Non-Housing Community Development	CDBG: \$2,958,723	Public Facility or Infrastructure Activities other than Low/Moderate Income Housing Benefit	Persons Assisted	25	5	20.00%	5	5	100.00%
Provide Decent Housing	Affordable Housing	Home/ HTF: \$1,571,587	Rental units constructed	Household Housing Unit	20	20	100.00%	8	20	250.00%
Provide Decent Housing	Affordable Housing	HOME: \$1,063,627	Homeowner Housing Added	Household Housing Unit	50	11	22.00%	10	11	110.00%
Provide Decent Housing	Affordable Housing	HOME: \$975,000	Direct Financial Assistance to Homebuyers	Households Assisted	100	20	20.00%	20	20	100.00%
Provide Decent Housing	Affordable Housing	HOME: \$425,007	Tenant-based rental assistance / Rapid Rehousing	Households Assisted	150	50	33.33%	30	50	166.67%
Reduce and Prevent Homelessness	Homeless	ESG: \$15,222	Overnight/Emergency Shelter/ Transitional Housing Beds Added	Beds	3245	829	25.55%	649	829	127.73%
Reduce and Prevent Homelessness	Homeless	ESG: \$146,724	Homeless Person Overnight Shelter	Persons Assisted	12500	2049	16.39%	2500	2049	81.96%
Reduce and Prevent Homelessness	Homeless	ESG: \$89,645	Homelessness Prevention	Persons Assisted	250	2033	813.20%	50	2033	4066.00%

As included in the Annual Action Plan, the ESG indicator for the Homeless Non-Housing Community Development category should be Number of Bed-nights provided in Homeless Facilities, not Overnight/Emergency Shelter/Transitional Housing Beds Added as included in the table above.

HOME: Table 2 states only the number of new families added to the program in the SFY2021.

**Jurisdiction's use of funds, particularly CDBG, addressing the priorities and specific objectives identified in the plan, giving special attention to the highest priority activities identified.**

The State of Alaska's CDBG program utilizes a competitive application process in which DCCED is committed to making the program responsive to local community needs, especially as they relate to the low- and moderate-income (LMI) population in rural Alaska. The majority of CDBG funds targeted community development and planning activities which addressed health and safety needs. For example, DCCED committed CDBG funds to one local government to address health and safety needs by constructing a power plant for reliable electricity to the community. DCCED committed CDBG funds to one local government for Migration Master Plan to address health and safety needs by assessing all threatened infrastructure and to create a plan to protect critical community infrastructure from natural disaster. Outcomes are units are the number of communities served.

**CR-10 - Racial and Ethnic composition of families assisted**

**Families assisted (including the racial and ethnic status of families assisted). 91.520(a)**

	<b>CDBG</b>	<b>HOME</b>	<b>ESG</b>	<b>HTF</b>
White	15282	61	266	4
Black or African American	1674	6	31	0
Asian	940	1	15	0
American Indian or Alaska Native	2894	24	189	1
Native Hawaiian or Other Pacific Islander	78	1	5	6
<b>Total</b>	<b>20868</b>	<b>93</b>	<b>506</b>	<b>11</b>
Hispanic	0	3	49	1
Not Hispanic	2229	90	524	10

**Table 1 – Table of assistance to racial and ethnic populations by source of funds**

**Narrative:** Racial and ethnic data is not available for ESG households; data is reported by individual persons served through the ESG program. The total number of persons served through ESG is 943. Only 506 were reported in the table above as the ESG program also includes a category for Multiple Races, Client Doesn't Know/Refused, and Information Missing. The additional 82 clients assisted through ESG were included in those three categories. The total for Hispanic and Non-Hispanic included above reflects data reported by clients. The ESG reporting mechanism also includes categories for Client Doesn't Know/Refused and Information Missing for the ethnicity question. An additional 25 clients were included in those two categories for a total of 943.

HOME: Data reflects heads of household. 93 households received HOME assistance in State fiscal year 2021. Nearly two-thirds 66% of those served, are Caucasian, with Alaskan Native/American Indian at roughly 25%.

HTF: Data reflects heads of household. 11 households received HTF assistance in State fiscal year 2021. 36% of those served were Caucasian, 55% were Alaska Native.

**CR-15 - Resources and Investments 91.520(a)****Resources made available**

Source of Funds	Source	Resources Made Available	Amount Expended During Program Year
CDBG	Federal Funds – HUD	\$2,965,269	\$4,278,908.79
HOME	Federal Funds - HUD	\$4,081,360	\$4,181,157
ESG	Federal Funds – HUD	\$269,218	\$142,826
HTF	Federal Funds - HUD	\$3,262,778	\$2,364,182

**Table 2 - Resources Made Available****Identify the geographic distribution and location of investments**

Target Area	Planned Percentage of Allocation	Actual Percentage of Allocation	Narrative Description
Balance of State	100	100	Public Facility and Infrastructure were improved in rural Alaska

**Table 3 – Identify the geographic distribution and location of investments**

**Narrative:** Although the State of Alaska’s CDBG program is available to LMI populations in the entire state (outside of the entitlement community of Anchorage), it generally targets rural Alaska due to the greater need for resources and the higher concentration of LMI residents.

**Leveraging:**

**How federal funds leveraged additional resources (private, state and local funds), including a description of how matching requirements were satisfied, as well as how any publicly owned land or property located within the jurisdiction that were used to address the needs identified in the plan.**

Each municipality provided a match to complete the CDBG project either by private, state, local funds and other federal funding. The sources of all matching funds were identified and documented.

Every sub-recipient of ESG funds provided match funds to support the program through state, local funds, and other federal funding totaling \$4,634,501. Due to COVID-19, ESG subgrantees were tasked with making massive shifts in how they were providing emergency shelter, rapid rehousing and homelessness prevention. Grantees accessed new funding supports such as FEMA funding, PPP loans and other disaster recovery funding. Grantees also were able to apply for ESG-CV funding to improve air quality and increase their shelter capacity while adhering to COVID-mitigation protocols.

The match liability for this year was \$0 is because of an April 21, 2020, due to a HOME Waiver notification AHFC submitted to HUD.

AHFC has a total of \$57,229,167, in match that will be carried over to the next State fiscal year; this total amount includes both restricted and unrestricted match. Matching contributions made in excess of the match liability may be carried forward as match credit toward meeting the match liability incurred in future years.

No publicly owned land has been used toward the needs identified in the plan.

<b>Fiscal Year Summary – HOME Match</b>	
1. Excess match from prior Federal fiscal year	\$53,074,331
2. Match contributed during current Federal fiscal year	\$4,154,836
3. Total match available for current Federal fiscal year (Line 1 plus Line 2)	\$57,229,167
4. Match liability for current Federal fiscal year	\$0
5. Excess match carried over to next Federal fiscal year (Line 3 minus Line 4)	\$57,229,167

**Table 4 – Fiscal Year Summary - HOME Match Report**

<b>Match Contribution for the Federal Fiscal Year</b>								
<b>Project No. or Other ID</b>	<b>Date of Contribution</b>	<b>Cash (non- Federal sources)</b>	<b>Foregone Taxes, Fees, Charges</b>	<b>Appraised Land/Real Property</b>	<b>Required Infrastructure</b>	<b>Site Preparation, Construction Materials, Donated labor</b>	<b>Bond Finan cing</b>	<b>Total Match</b>
Please see Appendix F for a complete list of Match Contributions for the Federal Fiscal Year 2020								

**Table 5 – Match Contribution for the Federal Fiscal Year**

<b>FFY 2020 Program Income</b> – Enter the program amounts for the reporting period				
<b>Balance on hand at beginning of reporting period</b>	<b>Amount received during reporting period</b>	<b>Total amount expended during reporting period</b>	<b>Amount expended for TBRA</b>	<b>Balance on hand at end of reporting period</b>
\$0	\$175,914.28	\$0.00	\$0.00	\$175,914.28

**Table 6 – Program Income**

**HOME MBE/WBE report**

Minority Business Enterprises and Women Business Enterprises – Indicate the number and dollar value of contracts for HOME projects completed during the reporting period						
	Total	Minority Business Enterprises				White Non-Hispanic
		Alaskan Native or American Indian	Asian or Pacific Islander	Black Non-Hispanic	Hispanic	
Contracts						
Dollar Amount	\$4,966,031	\$0	\$0	\$0	\$158,127	\$4,807,904
Number	23	0	0	0	2	21
Sub-Contracts						
Number	0	0	0	0	0	0
Dollar Amount	0	0	0	0	0	0
	Total	Women Business Enterprises	Male			
Contracts						
Dollar Amount	\$4,966,031	\$0	\$4,966,031			
Number	23	0	23			
Sub-Contracts						
Number	0	0	0			
Dollar Amount	0	0	0			

**Table 7 – Minority Business and Women Business Enterprises**



<b>Minority Owners of Rental Property</b> – Number of HOME assisted rental property owners and the total amount of HOME funds in these rental properties assisted						
	<b>Total</b>	<b>Minority Property Owners</b>				<b>White Non-Hispanic</b>
		<b>Alaskan Native or American Indian</b>	<b>Asian or Pacific Islander</b>	<b>Black Non-Hispanic</b>	<b>Hispanic</b>	
Number	2	0	0	0	0	3
Dollar Amount	\$1,799,158	\$0	\$0	\$0	\$0	\$1,799,158

**Table 8 – Minority Owners of Rental Property**

<b>Relocation and Real Property Acquisition</b> – Number of persons displaced, the cost of relocation payments, the number of parcels acquired, and the cost of acquisition						
Parcels Acquired				0	0	
Businesses Displaced				0	0	
Nonprofit Organizations Displaced				0	0	
Households Temporarily Relocated, not Displaced				0	0	
<b>Households Displaced</b>	<b>Total</b>	<b>Minority Property Enterprises</b>				<b>White Non-Hispanic</b>
		<b>Alaskan Native or American Indian</b>	<b>Asian or Pacific Islander</b>	<b>Black Non-Hispanic</b>	<b>Hispanic</b>	
Number	0	0	0	0	0	0
Cost	\$0	\$0	\$0	\$0	\$0	\$0

**Table 9 – Relocation and Real Property Acquisition**

#### **CR-20 - Affordable Housing 91.520(b)**

**Evaluation of the jurisdiction's progress in providing affordable housing, including the number and types of families served, the number of extremely low-income, low-income, moderate-income, and**

**middle-income persons served.**

	<b>One-Year Goal</b>	<b>Actual</b>
Number of Homeless households to be provided affordable housing units	10	33
Number of Non-Homeless households to be provided affordable housing units	40	115
Number of Special-Needs households to be provided affordable housing units	15	29
<b>Total</b>	<b>65</b>	<b>177</b>

**Table 10 – Number of Households**

	<b>One-Year Goal</b>	<b>Actual</b>
Number of households supported through Rental Assistance	5	53
Number of households supported through The Production of New Units	20	104
Number of households supported through Rehab of Existing Units	20	0
Number of households supported through Acquisition of Existing Units	20	20
<b>Total</b>	<b>65</b>	<b>177</b>

**Table 11 – Number of Households Supported**

**Difference between goals and outcomes and problems encountered in meeting these goals.**

Goals for the year were exceeded overall. Table 11 and 12 report figures for Rental Housing Development, homebuyer assistance, homeowner development, and rental assistance.

Most rental properties funded through HOME Investment Partnership are new construction proposals. While rehabilitation is an eligible activity under the HOME program, rehabilitation projects are infrequent.

**How these outcomes will impact future annual action plans.**

The outcomes from the current year corroborate the projections made at the start of the plan. If funding levels remain stable, we expect this year's outcomes to carry forward into future years in kind. The consequence from this year's outcomes is expected to be unchanged outcomes / projections for the next year.

**Numbers of extremely low-income, low-income, and moderate-income households served by each activity where information on income by family size is required to determine the eligibility of the activity.**

	<b>TBRA</b>	<b>Rental Development</b>	<b>HOP</b>	<b>HDP</b>	<b>Total</b>
Extremely Low-income	46	39	4	4	93
Low-income	4	36	4	4	48
Moderate- income	3	18	12	3	36
<b>Total</b>	<b>53</b>	<b>93</b>	<b>20</b>	<b>11</b>	<b>177</b>

**Table 12 – Number of Persons Served**

### **Narrative Information**

In SFY 2021 TBRA accounts were mostly funded by an agreement between State agencies. Three rental projects containing HOME funds were completed in SFY 2021. HOP and HDP continue to be valuable paths to homeownership for low and moderate income households.

Four of these projects included HTF funding which demonstrate the State’s continued success in completing HTF assisted units. Homeless set-aside rental units were completed this year, just not in projects containing HOME or HTF funds.

CDBG funds have been used for public facilities project, and have not produced any affordable housing.

### **CR-25 - Homeless and Other Special Needs 91.220(d, e); 91.320(d, e); 91.520(c)**

**Evaluation of the jurisdiction’s progress in meeting its specific objectives for reducing and ending homelessness through:**

**Reaching out to homeless persons (especially unsheltered persons) and assessing their individual needs**

Through the Emergency Solutions Grant and State funded Homeless Assistance Program, Alaska Housing Finance Corporation (AHFC) partners with homeless service providers to conduct outreach efforts to

persons experiencing homelessness. In addition, AHFC assists local homeless coalitions and the Alaska Coalition on Housing and Homelessness to conduct outreach activities to homeless persons through projects such as the Point-In-Time Count and Project Homeless Connect. The state continues to coordinate with Alaska 2-1-1 to ensure that persons in need are connected to appropriate services. In FFY20, annual Project Homeless Connect events and other in-person services were suspended due to COVID-19. Grantees adapted their businesses to be able to provide web-based services and assisted in distributing over \$10 million dollars in emergency rental relief and other housing assistance.

### **Addressing the emergency shelter and transitional housing needs of homeless persons**

The State uses a combination of federal and state resources to ensure that no person experiencing homelessness is forced to sleep in a place not meant for human habitation. Alaska uses the maximum amount of ESG funds allowable to help shelters meet their operating costs. Funding to adequately staff and operate emergency shelters and transitional housing facilities is also a high priority for the State's Basic Homeless Assistance Program (BHAP). Data from the Alaska Homeless Management Information System (AKHMIS) reports that 5,540 individuals received at least one service during the previous year for BHAP or ESG funded assistance in AK-501, in FY20. Of those individuals, 1,775 or 32 percent received emergency shelter assistance.

**Helping homeless persons (especially chronically homeless individuals and families, families with children, veterans and their families, and unaccompanied youth) make the transition to permanent housing and independent living, including shortening the period of time that individuals and families experience homelessness, facilitating access for homeless individuals and families to affordable housing units, and preventing individuals and families who were recently homeless from becoming homeless again.**

The State uses a combination of federal and state resources to rapidly re-house and stabilize persons experiencing homelessness, especially chronically homeless individuals & families, families with children, veterans and their families and unaccompanied youth. ESG-funded medium-term rental assistance, VASH vouchers for homeless veterans, state-funded permanent housing placement programs and properties funded under the Special Needs Housing Grant (SNHG) are some of the examples of resources that are utilized to shorten the period of time that individuals and families experience homelessness.

In FFY19, the average length of time a person was homeless in AK 501 was 66 days, an increase of 27 days from FFY19. This significant increase in time appears to be the result of several factors related to COVID-19. Emergency funding was made available for noncongregant shelter, allowing persons to access hotel rooms or other semi-private housing for an extended period of time. Community lockdowns increased unemployment numbers and the eviction moratorium further reduced the limited number of

units available for rent in most communities. Mat-Su Borough, the community with the largest population in AK-501, is reporting a two percent vacancy rate during FFY20. Despite these factors, only 13 percent of individuals exiting transitional housing returned to homelessness within 2 years. Compared to 11 percent in FFY19, the housing stabilization services provided by AHFC grantees helped vulnerable households remain safely in their homes despite external factors.

**Helping low-income individuals and families avoid becoming homeless, especially extremely low-income individuals and families and those who are: likely to become homeless after being discharged from publicly funded institutions and systems of care (such as health care facilities, mental health facilities, foster care and other youth facilities, and corrections programs and institutions); and, receiving assistance from public or private agencies that address housing, health, social services, employment, education, or youth needs**

Alaska Housing Finance Corporation provides funding through the Basic Homeless Assistance Program (BHAP) that provides direct financial assistance with rent, mortgage, and utility arrearages for low-income individuals and families threatened by homelessness.

In FY20, AHFC increased the number of units under contract in the 811 Project-Based Rental Assistance, increased by 14 units in the communities of Wasilla and Juneau. An additional 20 units will be available by the end of FY21. These units are permanent supportive housing providing rental assistance and access to housing stability supports.

The State incentivizes agencies that apply for funding by awarding significant points to those that endeavor to ensure that homeless persons are receiving assistance from public and private agencies that address housing, health, social services, employment, education or youth needs. The State also coordinates through the Alaska Council on the Homeless and the Alaska Coalition on Housing & Homelessness on activities and programs that more effectively connect homeless persons to those support connections. In FFY20, only two percent of program participants increased their income at the time of exit, compared to 83 percent of program participants in FFY19. 888 persons left emergency shelter or transitional housing. 484 of those individuals left to unknown destination. Of the individuals whose exit destination is known, 46 percent exited to permanent housing.

Due to the eviction moratorium, Homeless Prevention and Rapid Rehousing programs shifted slightly to address households who were significantly behind on rent or utility payments but had not received an eviction notice.

**Actions taken to enhance coordination between public and private housing and social service agencies. 91.220(k); 91.320(j)**

The state of Alaska partnered with social service organizations to distribute emergency rental assistance. Staff participated in emergency operations discussions regarding emergency housing and reducing the spread of COVID-19 and provided assistance to existing and new emergency shelters to meet community need while reducing the risk of COVID-19 exposure.

The state of Alaska coordinated activities with the Alaska Coalition to End Homelessness and emergency operations groups in various communities.

### **CR-30 - Public Housing 91.220(h); 91.320(j)**

#### **Actions taken to address the needs of public housing**

AHFC is the State of Alaska's only Public Housing Authority. In our balance of state programs, AHFC owns/manages 933 rental units and administers 2,419 vouchers. In addition to these vouchers, AHFC has another 379 vouchers that are available depending upon where a family wishes to live. Under these vouchers, AHFC serves the following vulnerable populations:

1. Foster Youth to Independence Initiative Voucher Program – This direct referral program offers 25 vouchers to youth aging out of foster care who are homeless or at risk of homelessness. AHFC partners with the State of Alaska Department of Health and Social Services to target this population. The family determines in which AHFC voucher community the voucher is used.
2. Mainstream Voucher Program – This direct referral program offers 65 vouchers to non-elderly disabled persons who are homeless, at risk of homelessness, transitioning out of an institution, or at risk of institutionalization. AHFC partners with the State of Alaska Department of Health and Social Services to target this vulnerable population. The family determines in which AHFC voucher community the voucher is used.
3. Non-Elderly Disabled Voucher Program – this program offers 45 vouchers to a family whose head, spouse, or co-head of household is a non-elderly person with a disability. Families interested in these vouchers must apply to the Fairbanks voucher waiting list. The family may then move or port these vouchers depending on their residency status at the time of issuance.
4. Project-Based Vouchers – AHFC provides project-based voucher funding to the MainTree Apartments to encourage development and retention of affordable housing units. There are 10 units specifically targeted to persons with developmental disabilities; bedroom sizes range from one to two and are reserved for persons with disabilities.
5. Veterans Affairs Supportive Housing Program – a partnership with the Alaska VA Healthcare System. This direct referral program offers 167 vouchers to homeless veterans in the communities of Fairbanks, Juneau, the Matanuska-Susitna Borough, and the Kenai/Soldotna area. The family determines in which AHFC voucher community the voucher is used.

In addition to these programs, AHFC also offers the following specialty programs in the balance of State (all areas excluding the Municipality of Anchorage):

1. Empowering Choice Housing Program – a partnership with the State of Alaska Council on Domestic Violence and the Alaska Network on Domestic Violence and Sexual Assault. This direct referral program offers 139 vouchers to families displaced by domestic violence. Families must be referred by our partner, the Alaska Network on Domestic Violence and Sexual Assault (ANDVSA). This program is available in every AHFC Housing Choice Voucher Program location. For those locations without a voucher program, AHFC offers preferred placement on its Public Housing Program waiting list to those families referred by ANDVSA member agencies.
2. Mainstream 811 Voucher Program – This direct referral program offers 10 vouchers to non-elderly disabled persons who are homeless, at risk of homelessness, transitioning out of an institution, or at risk of institutionalization. AHFC partners with the State of Alaska Department of Health and Social Services to target this vulnerable population. The family determines in which AHFC voucher community the voucher is used.
3. Making A Home Program – a partnership with the State of Alaska Office of Children’s Services. This direct referral program offers ten vouchers to youth aging out of foster care. This program began in November 2012, is limited to 36 months of rental assistance, and is available in every AHFC voucher community.
4. Moving Home Program – a partnership with the State of Alaska Department of Health and Social Services. This direct referral program offers 80 vouchers to persons with a disability. Vouchers are reserved for families in which the head of household, co-head, or spouse is a person with a disability (see Impediment Three for a full description).
5. Returning Home – a partnership with the State of Alaska Department of Corrections (DOC). This direct referral program offers 50 vouchers to persons under a DOC supervision requirement. This program began in November 2009, is limited to 24 months of rental assistance, and is available in every AHFC voucher community.
6. Sponsor-Based Rental Assistance
  - a. Forget-Me-Not Manor, Juneau – a partnership with the Juneau Housing First Collaboration offers the equivalent of 56 project-based vouchers under a Housing First model.
  - b. Bridgeway Community Housing – a development serving 24 persons who are homeless and categorized as “hard to house;” AHFC subsidizes 17 of those units with sponsor-based rental assistance.

AHFC was admitted to the HUD Moving to Work Demonstration program in 2008. Under activity 2014-1 Reasonable Rent and Family Self-Sufficiency Initiative, AHFC divides its voucher and public housing families into three distinct categories:

- Classic Program – these are families in which all adult household members are either 62 years of age or older or a person with a disability. These families contribute 28.5 percent of gross monthly income toward rent and receive an examination every three years.

- Step Program – these are families that have a “work-able” adult in the household. These families are on a “stepped” subsidy schedule.
  - Year 1 – families contribute 28.5 percent of monthly income toward rent.
  - Year 2 – AHFC pays 60 percent of the payment standard or contract rent; families contribute the balance.
  - Year 3 – AHFC pays 50 percent of the payment standard or contract rent; families contribute the balance.
  - Year 4 – AHFC pays 40 percent of the payment standard or contract rent; families contribute the balance.
  - Year 5 – AHFC pays 30 percent of the payment standard or contract rent; families contribute the balance.
  - Year 6 – families are responsible for the full rent of their unit.
- Set-aside Program – these families are participating in a variety of traditional HUD and direct referral programs (such as those mentioned above). These programs may have time limits or specialized calculation methods.

To help families participating in the Step Program meet their increased rent responsibility, AHFC expanded its existing Family Self-Sufficiency Program and renamed it Jumpstart. Jumpstart provides case management and counseling to families to increase family income from employment and decrease dependence on housing assistance.

1. Jumpstart officially began on November 1, 2015 and continues to develop key partnerships with State agencies, service providers, and nonprofits to provide necessary resources.
2. Jumpstart is an integral part of AHFC’s hardship process, Bridge and Step Extension. The Bridge Process is available to families that experience a financial hardship. Jumpstart staff counsel families and provide them with resources to ameliorate their financial difficulties.
3. In FY2020, Jumpstart paid \$395,423 in financial incentives to families. The following is a listing by category of the incentives paid.
  - a. Educational Rewards: paid \$19,813 to 56 individuals
  - b. Savings Match: paid \$61,528.73 to 72 families
  - c. Tuition Payments: paid \$208,911.30 to 168 individuals
  - d. Work Rewards: paid \$32,300 to 149 individuals
  - e. Support Services: paid \$72,869.96 to 349 individuals

During FY2021, AHFC was primarily concerned with the safety of our residents, participant families, and employees due to the health pandemic created by COVID-19. In March we established two new goals that we would work toward until we are clear of the pandemic, those are:

- Maintain housing assistance for our residents and voucher holders;
- Keep staff safe.



These are simple goals, but have helped us to focus on what is important while we live through one of the most difficult times in recent history. This new plan did slow up our progress on our other plans. We continue to be hopeful that by the end of this calendar year, our situation will have improved, and we can get fully back on track.

### **Actions taken to encourage public housing residents to become more involved in management and participate in homeownership**

AHFC promotes resident involvement in Public Housing activities through both a Resident Advisory Board (RAB) and Resident Councils. The purpose of AHFC's RAB is to provide advice and comment to AHFC on proposed operations, the annual Moving to Work Plan, proposed construction activities, and other items of interest to AHFC's public housing and housing choice voucher clients. The RAB is composed of eleven members, and AHFC conducted four quarterly meetings in FY2021. Minutes and comments received during meetings are reported to AHFC's Board of Directors.

AHFC also encourages the formation of Resident Councils at its Public Housing sites. The purpose of a Council is to encourage resident participation in the quality of life at their complex. All residents that elect to have a Council have opportunities to improve and/or maintain a suitable, safe, and positive living environment through participation in the Council.

AHFC maintains a staff person designated to assist in the formation, development, and educational and technical assistance needs of a Council. Members are encouraged to conduct regular meetings, discuss resident concerns, and provide feedback to AHFC management on any issues affecting residents in the apartment communities.

#### **Homeownership:**

AHFC currently has 22 homeowners receiving assistance for homeownership under a monthly assistance plan. AHFC suspended applications for this program in 2008, when administrative costs exceeded budget authority. The Board of Directors approved the permanent closure on March 9, 2011. Given the difficult financial times forecasted for future funding, AHFC does not currently plan to re-visit this program in its current form. Staff are investigating alternate methods of encouraging this activity. Further development of this activity will be tied to future leasing rates and available funds.

### **Actions taken to provide assistance to troubled PHAs**

AHFC is a statewide Public Housing Authority and is routinely rated as a High Performing Agency by the U.S. Department of Housing and Urban Development.

### **Actions taken to reduce the number of poverty-level families. 91.220(k); 91.320(j)**

AHFC entered into a Moving To Work Agreement (MTW Agreement) with the US Department of Housing and Urban Development (HUD). MTW is a demonstration program authorized by Congress that gives AHFC the flexibility to waive certain statutes and HUD regulations to test approaches for providing housing assistance. A waiver of statutory or regulatory language must address at least one of three goals:

- Reduces cost and achieves greater cost effectiveness in Federal expenditures;

- Gives incentives to families with children whose heads of household are either working, seeking work, or are participating in job training, educational or other programs that assist in obtaining employment and becoming economically self-sufficient; and,
- Increases housing choices for low-income families.

For a comprehensive review of MTW programs nationwide, please visit the HUD website at: [www.ahfc.us/tenants/resources/mtw-plans-and-reports](http://www.ahfc.us/tenants/resources/mtw-plans-and-reports). Please also visit the AHFC website to view the full text of the Moving to Work Program Annual Plan at the same address.

AHFC provides incentives to applicants for development funding to locate affordable housing in mixed-income properties and relatively affluent neighborhoods to promote choice. Further incentives are provided in construction programs (the rural professional housing program and the GOAL program) to establish employment opportunities for low- to moderate-income persons during the capital construction process to gain marketable skills.

#### **Actions taken to develop institutional structure. 91.220(k); 91.320(j)**

Across Alaska, organizational capacity for the effective delivery of housing and community development programs is unevenly distributed. Many communities, particularly in rural areas, lack the organizational capacity to effectively implement projects using the multitude of housing and community development programs available. The involvement of several agencies and a variety of funding programs in a single project usually complicates the development process, and places additional demands on the project sponsor.

AHFC sponsors fair housing and provides technical assistance to grantees and property owners on affirmatively furthering fair housing through plans and property operations. In SFY 2020, two one-day in person trainings were provided for GOAL and THHP applicants.

AHFC created a series of short training videos about grant compliance. These online videos provide guidance on allowable expenses for supportive housing grants, documentation requirements, and other compliance topics.

AHFC hosts and cosponsors various Alaska Training Events each year and offers scholarships to approved trainings and conferences for eligible attendees. Participants are expected to document the objectives that will be achieved through attendance at a specific training activity.

HQS and UPCS training was scheduled for April 2020 but was postponed indefinitely due to the Covid-19 Pandemic.

In the future, activities will be available to other providers and/or the general public on a space-available basis on topics such as Fair Housing/Section 504 that affect a broad spectrum of Alaskan providers. AHFC also plans training events in coordination with training activities hosted by other groups, such as HUD or the community based homeless coalitions, to maximize training resources and training availability.

The State of Alaska will continue to hold one application workshop and one management workshop to awarded grantees each year. The applications cover specific environmental review, civil rights, Davis-Bacon and other CDBG program requirements. In addition the State provides manuals, technical assistance, and templates to develop institutional structure.

**Actions taken to enhance coordination between public and private housing and social service agencies. 91.220(k); 91.320(j)**

- The State of Alaska hosted its own trainings by contracting with experienced housing trainers.
- AHFC participated in all Project Homeless Connect events and supported the Anchorage Coalition to End Homeless and the Alaska Coalition on Housing and Homelessness, which integrates members from private and public agencies.

**Actions taken to overcome the effects of any impediments identified in the jurisdictions analysis of impediments to fair housing choice. 91.520(a)**

- The annual Rental Market Survey and Survey of Lenders, conducted by the Alaska Department of Labor, to track certain housing market indicators such as availability and affordability.
- AHFC sponsors Fair Housing/504 Trainings on an annual basis. These trainings targets Public Housing Division staff, Community Housing Development Organizations, HOME grantees, and McKinney-Vento grantees. Other entities such as builders, realtors, landlords and mortgage lending partners will be invited to attend these trainings on a space-available basis.

AHFC will continue to coordinate with HUD in regard to Fair Housing outreach and training calendars. AHFC's Public Housing Division (PHD) provides additional training on Fair Housing/Section 504 for PHD staff. The HUD Region X FHEO office is providing on-line webinars on fair housing and Section 504 and AHFC utilized webinar technology for access to multiple fair housing trainings each year rather than sponsoring a single training.

- AHFC, in all of its tenant and participant notices, provides information about reasonable accommodations and the means to request an accommodation. In addition, AHFC provides information to its applicants and clients on how to file a Fair Housing complaint when requested.

During SFY2020, AHFC continued to provide information regarding fair housing and encouraged potential fair housing program sponsors to apply for HUD Fair Housing funding. In cooperation with the Alaska State Field Office of HUD, AHFC will continue to work with other agencies and organizations to identify opportunities to increase awareness of fair housing enforcement mechanisms.

Where possible, State money is being used to leverage HUD training funds so that private sector builders and managers can attend Fair Housing Training; the State is pursuing options to work more closely with Institute of Real Estate Managers and other professional organizations to expand this knowledge.

- AHFC combined several setaside voucher programs into a single, referral-based program called Moving Home. These 80 tenant-based vouchers are funded with Moving to Work funds and are

available in all AHFC voucher communities. Applicant families are referred to AHFC by the State of Alaska Department of Health and Social Services. Applicant families must meet the following criteria:

- Be eligible for community-based, long-term services as provided through Medicaid waivers, Medicaid state plan options, state-funded services, or other appropriate services related to the target population, and
  - Meet the U.S. Department of Housing and Urban Development's definition of a disabled family (24 CFR 5.403), or
  - Be an Alaska Mental Health Trust Authority beneficiary.
- AHFC continues to receive funding for 45 tenant-based vouchers serving Non-Elderly Disabled (NED) families in the Fairbanks jurisdiction.
  - For persons with disabilities residing in AHFC-owned housing, AHFC continues to prioritize families requiring the accessibility features of a unit as the top priority. AHFC also continues to send biannual updates to HUD on the progress of renovation and certification of units meeting the Uniform Federal Accessibility Standards (UFAS).
  - The AHFC GOAL Program Rating Criteria governs the award of Low-Income Housing Tax Credits, HOME Rental Development funds, and Senior Citizens Housing Development Funds (SCHDF). The GOAL Program makes 504 compliance mandatory and requires a basic percentage of units to be 504 compliant; in addition to this, the program will continue to award points for the number of units to be developed which are in excess of the minimum required by federal fair housing law, state or local law, or specific program requirements. In addition, the GOAL Rating and Award Criteria Plan will award points for additional units in projects that serve special needs populations.
  - The Public Housing Division at AHFC continues to update 504 Self Analysis including updated Fair Housing documentation. This review covers records retention, further examination of impediments to fair housing choice within housing assistance programs, ensuring that the next available mobility accessible unit in public housing is targeted to a waiting list family requiring those features, and working with local jurisdictions to implement any of their initiatives to affirmatively further fair housing that require AHFC Public Housing Division involvement.
  - AHFC has developed a Limited English Proficiency Plan (LEP) for its Public Housing Division. At the Corporate level, the plan includes a contract for 24/7 telephonic translation service. AHFC's website includes an icon that allows users to translate the website instantaneously into more than 240 languages.
  - AHFC has also partnered with the State of Alaska Office of Children's Services to serve up to ten youth who are aging out of foster care and are at risk of becoming homeless. This program began in November 2012, is limited to 36 months of rental assistance, and is available in every AHFC voucher community.
  - AHFC's Jumpstart Program serves all AHFC rental assistance families (public housing and voucher programs) and offers employment, education, and skills training to families that participate in AHFC's

housing assistance programs. Adults can participate in on-line learning, receive computer skills training at its computer lab, and access partner services such as the University of Alaska, the YMCA, and public assistance resources.

- To the extent reasonable, AHFC continues to work with real estate industry trade and professional organizations and the Alaska Municipal League to encourage an on-going review of the administrative, operating, and business practices that may have fair housing implications.
- AHFC partners with the Alaska Department of Corrections to offer time limited (24 months) rental assistance to persons re-entering AHFC voucher communities from incarceration. Individuals are under a parole/probation requirement with Corrections when they enter the program, and the goal is to both reduce homeless among this population as well as to reduce the rate of recidivism.
- In order to increase access to existing housing stock, AHFC continued to work with the Alaska Coalition on Housing and Homelessness, the Anchorage Coalition to End Homelessness, the Alaska Council on the Homeless, Alaska Department of Health and Social Services and other appropriate entities to ensure that case management services are available. Case management helped ameliorate disability issues among the homeless thereby helping them gain access to existing housing stock.

AHFC continues to offer scoring incentives in its GOAL Rating and Award Criteria for projects which serve special needs populations, including homeless persons and to projects that include three or more bedroom units to accommodate larger families.

The Public Housing Division has several programs specifically geared towards members of protected classes and homeless persons:

- Empowering Choice Housing Program – see section CR30.
- Foster Youth to Independence Initiative Voucher Program
- Mainstream Voucher Program – see beginning of section CR30.
- Mainstream 811 Voucher Program
- Making A Home Program – see section CR30.
- Moving Home Program – see section CR30.
- Non-Elderly Disabled Voucher Program – see beginning of section CR30.
- Project-based Voucher assistance – see beginning of section CR30.
- Returning Home Program – see section CR30.
- Sponsor-Based Rental Assistance Program – see section CR30.
- Veterans Affairs Supportive Housing Voucher Program – see beginning of section CR30.

#### **CR-35 - Other Actions 91.220(j)-(k); 91.320(i)-(j)**

**Actions taken to remove or ameliorate the negative effects of public policies that serve as barriers to affordable housing such as land use controls, tax policies affecting land, zoning ordinances, building codes, fees and charges, growth limitations, and policies affecting the return on residential investment. 91.220 (j); 91.320 (i)**

A number of actions addressed housing and community development barriers. These actions include the improvement of organizational capacity; the development of infrastructure for housing and community development; the role of local governments in this area targeting and leveraging resources; and protecting and improving housing and community development assets.

AHFC engages with local governments directly as a technical resource and at seminars to collaboratively evaluate barriers to affordable housing. AHFC staff has engaged with city management staff in Juneau, Anchorage and several rural communities directly to discuss policy tools such as tax incentives, land availability and infrastructure factors specific to developments under consideration.

**Actions taken to address obstacles to meeting underserved needs. 91.220(k); 91.320(j)**

The three most significant obstacles to meeting needs addressed by the CDBG program are (1) a short construction season, (2) high cost of construction in remote communities, and (3) lack of administrative capability in rural communities. Obstacle (1) is being addressed by an accelerated application selection process that will make grant funding available earlier than in past years. Obstacle (2) is addressed by encouraging communities to access multiple funding sources through required matching funds and encouraging cost-saving measures when possible. Obstacle (3) is addressed by tightening threshold requirements to ensure only those communities with the highest administrative capabilities are considered for funding, continuing to develop accessible training materials, and holding management workshops for communities awarded CDBG funding.

**Actions taken to reduce lead-based paint hazards. 91.220(k); 91.320(j)**

The Consolidated Housing and Community Development Plan supports actions to evaluate and reduce lead based paint hazards. The Interagency Steering Committee for the Consolidated Plan will continue to work with the Alaska Division of Public Health, Section of Epidemiology to monitor the blood lead levels in tested Alaskan children.

All covered projects under the HOME, CDBG, HOPWA, Public Housing and Section 8 programs will be administered to conform to the applicable lead based paint regulations. Rehabilitation of housing constructed pre-1978 using HUD housing assistance programs covered by the lead based paint rule (Subpart of the Rule Within 24 CFR Part 35), will follow the applicable HUD procedures, reporting and record keeping standards outlined.

Section 1018 of the Residential Lead-Based Paint Hazard reduction Act of 1992 requires that sellers, landlords and agents warn homebuyers and tenants of lead-based paint and lead-based paint hazards in pre-1978 housing. A prospective home purchaser or prospective tenant must receive the following information prior to becoming obligated under any contract to lease or purchase a property covered by this Act:

An EPA approved information pamphlet on identifying and controlling lead-based paint hazards.

- Any known information concerning lead-based paint or lead-based paint hazards.
- Any records or reports on lead-based paint which are available to the seller or landlord.
- An attachment to the contract or lease which includes a Lead Warning Statement and confirms that the seller or landlord has complied with all of the notification requirements.
- Sellers must provide homeowners a 10-day period to conduct a paint inspection or risk assessment for lead-based paint or lead-based paint hazards. Parties may mutually agree, in writing, to lengthen or shorten the time period for inspection. Homebuyers may waive this inspection. Sellers are not required by law to allow homebuyers to void their contract based on the results of the lead based paint evaluation.

Beginning in April 2010 and according to EPA-issued new rule, contractors performing renovation, repair and painting projects that disturb lead-based paint in homes, child care facilities and schools built before 1978 must be certified and must follow specific work practices to prevent lead contamination.

Although the testing done so far does not point to a great lead-based paint hazard in Alaska, an estimated 15% to 20% of all of the housing stock in the state may contain lead based paint. The State concurs with the U.S. Environmental Protection Agency that increased education about the potential health risks from exposure to lead based is an important step in reducing health related problems involving lead poisoning. AHFC will continue to seek alliances with other agencies invested in the pursuit of eradicating the potential for Lead-Based Paint in the state's housing stock. These agencies might include the Environmental Conservation Agency (EPA), the Alaska Center for Disease Control (ACDC), and the Department of Health and Social Services (HSS).

#### **Actions taken to reduce the number of poverty-level families. 91.220(k); 91.320(j)**

AHFC entered into a Moving To Work Agreement (MTW Agreement) with the US Department of Housing and Urban Development (HUD). MTW is a demonstration program authorized by Congress that gives AHFC the flexibility to waive certain statutes and HUD regulations to test approaches for providing housing assistance. A waiver of statutory or regulatory language must address at least one of three goals:

- Reduces cost and achieves greater cost effectiveness in Federal expenditures;
- Gives incentives to families with children whose heads of household are either working, seeking work, or are participating in job training, educational or other programs that assist in obtaining employment and becoming economically self-sufficient; and,
- Increases housing choices for low-income families.

For a comprehensive review of MTW programs nationwide, please visit the HUD website at: [www.ahfc.us/publichousing/resources/mtw-plans-and-reports](http://www.ahfc.us/publichousing/resources/mtw-plans-and-reports). Please also visit the AHFC website to view the full text of the Moving to Work Program Annual Plan at the same address.

AHFC provides incentives to applicants for development funding to locate affordable housing in mixed-income properties and relatively affluent neighborhoods to promote choice. Further incentives are provided in construction programs (the rural professional housing program and the GOAL program) to establish employment opportunities for low – to moderate – income persons during the capital construction process to gain marketable skills.

#### **Actions taken to develop institutional structure. 91.220(k); 91.320(j)**

Across Alaska, organizational capacity for the effective delivery of housing and community development programs is unevenly distributed. Many communities, particularly in rural areas, lack the organizational capacity to effectively implement projects using the multitude of housing and community development programs available. The involvement of several agencies and a variety of funding programs in a single project usually complicates the development process, and places additional demands on the project sponsor.

AHFC sponsors fair housing and provides technical assistance to grantees and property owners on affirmatively furthering fair housing through plans and property operations. In SFY 2021, two one-day in person trainings were provided for GOAL and THHP applicants.

AHFC created a series of short training videos about grant compliance. These online videos provide guidance on allowable expenses for supportive housing grants, documentation requirements, and other compliance topics.

AHFC hosts and cosponsors various Alaska Training Events each year and offers scholarships to approved trainings and conferences for eligible attendees. Participants are expected to document the objectives that will be achieved through attendance at a specific training activity.

In the future, activities will be available to other providers and/or the general public on a space-available basis on topics such as Fair Housing/Section 504 that affect a broad spectrum of Alaskan providers. AHFC also plans training events in coordination with training activities hosted by other groups, such as HUD or the community based homeless coalitions, to maximize training resources and training availability.

The State of Alaska will continue to hold one application workshop and one management workshop to awarded grantees each year. The applications cover specific environmental review, civil rights, Davis-



Bacon and other CDBG program requirements. In addition the State provides manuals, technical assistance, and templates to develop institutional structure.

**Actions taken to enhance coordination between public and private housing and social service agencies. 91.220(k); 91.320(j)**

The State of Alaska hosted its own trainings by contracting with experienced housing trainers.

AHFC participated in all Project Homeless Connect events and supported the Anchorage Coalition to End Homeless and the Alaska Coalition on Housing and Homelessness, which integrates members from private and public agencies.

**Actions taken to overcome the effects of any impediments identified in the jurisdictions analysis of impediments to fair housing choice. 91.520(a)**

- The annual Rental Market Survey and Survey of Lenders, conducted by the Alaska Department of Labor, to track certain housing market indicators such as availability and affordability.
- AHFC sponsors Fair Housing/504 Trainings on an annual basis. These trainings targets Public Housing Division staff, Community Housing Development Organizations, HOME grantees, and McKinney-Vento grantees. Other entities such as builders, realtors, landlords and mortgage lending partners will be invited to attend these trainings on a space-available basis.

AHFC will continue to coordinate with HUD in regard to Fair Housing outreach and training calendars. AHFC's Public Housing Division (PHD) provides additional training on Fair Housing/Section 504 for PHD staff. The HUD Region X FHEO office is providing on-line webinars on fair housing and Section 504 and AHFC utilized webinar technology for access to multiple fair housing trainings each year rather than sponsoring a single training.

- AHFC, in all of its tenant and participant notices, provides information about reasonable accommodations and the means to request an accommodation. In addition, AHFC provides information to its applicants and clients on how to file a Fair Housing complaint when requested.

During SFY2021, AHFC continued to provide information regarding fair housing and encouraged potential fair housing program sponsors to apply for HUD Fair Housing funding. In cooperation with the Alaska State Field Office of HUD, AHFC will continue to work with other agencies and organizations to identify opportunities to increase awareness of fair housing enforcement mechanisms.

Where possible, State money is being used to leverage HUD training funds so that private sector builders and managers can attend Fair Housing Training; the State is pursuing options to work more closely with Institute of Real Estate Managers and other professional organizations to expand this knowledge.

- AHFC combined several set aside voucher programs into a single, referral-based program called Moving Home. These tenant-based vouchers are funded with Moving to Work funds and are distributed to all communities with an AHFC voucher program. Applicant families are referred to AHFC by the State of Alaska Department of Health and Social Services. Applicant families must meet the following criteria:
  - Be eligible for community-based, long-term services as provided through Medicaid waivers, Medicaid state plan options, state-funded services, or other appropriate services related to the target population, and
  - Meet the U.S. Department of Housing and Urban Development's definition of a disabled family (24 CFR 5.403), or
  - Be an Alaska Mental Health Trust Authority beneficiary.

AHFC continues to receive funding for 45 tenant-based vouchers serving Non-Elderly Disabled (NED) families in the Fairbanks jurisdiction.

For persons with disabilities residing in AHFC-owned housing, AHFC continues to prioritize families requiring the accessibility features of a unit as the top priority. AHFC also continues to send biannual updates to HUD on the progress of renovation and certification of units meeting the Uniform Federal Accessibility Standards (UFAS).

The AHFC GOAL Program Rating Criteria governs the award of Low-Income Housing Tax Credits, HOME Rental Development funds, and Senior Citizens Housing Development Funds (SCHDF). The GOAL Program makes 504 compliance mandatory and requires a basic percentage of units to be 504 compliant; in addition to this, the program will continue to award points for the number of units to be developed which are in excess of the minimum required by federal fair housing law, state or local law, or specific program requirements. In addition, the GOAL Rating and Award Criteria Plan will award points for additional units in projects that serve special needs populations.

- The Public Housing Division at AHFC continues to update 504 Self Analysis including updated Fair Housing documentation. This review covers records retention, further examination of impediments to fair housing choice within housing assistance programs, ensuring that the next available mobility accessible unit in public housing is targeted to a waiting list family requiring those features, and

working with local jurisdictions to implement any of their initiatives to affirmatively further fair housing that require AHFC Public Housing Division involvement.

- AHFC has developed a Limited English Proficiency Plan (LEP) for its Public Housing Division. At the Corporate level, the plan includes a contract for 24/7 telephonic translation service. AHFC's website includes an icon that allows users to translate the website instantaneously into more than 240 languages.
- AHFC has also partnered with the State of Alaska Office of Children's Services to serve up to five youth who are aging out of foster care and are at risk of becoming homeless. This program began in November 2012, is limited to 36 months of rental assistance, and is available in every AHFC voucher community.
- AHFC's Education Center in Anchorage serves the entire state and offers employment, education, and skills training to families that participate in AHFC's housing assistance programs. Adults can participate in on-line learning, receive computer skills training at its computer lab, and access partner services such as the University of Alaska, the YMCA, and public assistance resources.
- To the extent reasonable, AHFC continues to work with real estate industry trade and professional organizations and the Alaska Municipal League to encourage an on-going review of the administrative, operating, and business practices that may have fair housing implications.
- In order to increase access to existing housing stock, AHFC continued to work with the Alaska Coalition on Housing and Homelessness, the Anchorage Coalition to End Homelessness, the Alaska Council on the Homeless, Alaska Department of Health and Social Services and other appropriate entities to ensure that case management services are available. Case management helped ameliorate disability issues among the homeless thereby helping them gain access to existing housing stock.

AHFC continues to offer scoring incentives in its GOAL Rating and Award Criteria for projects which serve special needs populations, including homeless persons and to projects that include three or more bedroom units to accommodate larger families.

The Public Housing Division has several programs specifically geared towards members of protected classes and homeless persons:

- Empowering Choice Housing Program – see section CR30.
- Mainstream Voucher Program – see beginning of section CR30.
- Making A Home Program – see section CR30.
- Moving Home Program – see section CR30.

- Non-Elderly Disabled Voucher Program – see beginning of section CR30.
  - Project-based Voucher assistance – see beginning of section CR30.
  - Returning Home Program – see section CR30.
  - Sponsor-Based Rental Assistance Program – see section CR30.
  - Veterans Affairs Supportive Housing Voucher Program – see beginning of section CR30.
- AHFC partners with the Alaska Department of Corrections to offer time limited (24 months) rental assistance to persons re-entering AHFC voucher communities from incarceration. Individuals are under a parole/probation requirement with Corrections when they enter the program, and the goal is to both reduce homeless among this population as well as to reduce the rate of recidivism.

#### **CR-40 - Monitoring 91.220 and 91.230**

##### **Standards and procedures used to monitor activities carried out in furtherance of the plan and used to ensure long-term compliance with requirements of the programs involved, including minority business outreach and the comprehensive planning requirements**

CDBG project activities were monitored on an ongoing basis by DCCED staff and prior to closing out the project. The monitoring process consists of two levels: (1) on-site and (2) in-house or desk monitoring. Because of extremely high transportation costs in Alaska, and the remote location of the majority of communities participating in the CDBG program, not all projects received on-site monitoring by DCCED staff. However, on-site monitoring priority is given to project involving construction.

Prior to award, the ESG program manager conducts a desk review of pre-disbursement/initial documents. The ESG program is then monitored through quarterly financial and narrative reporting throughout the grant performance period. In addition, on-site monitoring activities are conducted based on a rotational schedule. On-site monitoring activities include review of sub-recipient records for compliance with financial administration and management regulations and program policies and regulations. At the conclusion of the on-site monitoring, the sub-recipient receives a formal written monitoring review report and is required to respond and correct any findings and questioned costs.

Standards and procedures that the state uses to monitor activities carried out in furtherance of the plan and will use to ensure long-term compliance with requirements of the programs involved, including minority business outreach and the comprehensive planning requirements.

HUD HOME Program Monitoring consists of four types of compliance reviews.

- The first type of compliance review is a desk review of pre-disbursement/initial documents and reports prior to any HUD HOME and AHFC funds being paid to the project developers and sub-recipients.

This is accomplished by AHFC's Planning and Program Development Department staff reviewing the project developers and sub-recipients' pre-disbursement /initial reports required of sub-recipients and project developers of rental housing projects. AHFC staff verifies that all pre-disbursement/initial documents and reports are complete and accurate before any HUD HOME and AHFC funds are released to the project developers and sub-recipients. The required pre-disbursement/initial documents and reports will depend on the type of project being funded. A complete list of all the different pre-disbursement/initial documents and reports follows:

- Evidence of business license and insurance requirements
- Evidence of Debarment and Suspension (24 CFR Part 92.357)
- Cost allocation plan
- Evidence of funding commitments
- Authorized signatories
- Project work plan
- Certification of Section 3 and Women's and Minority Business Enterprises (MBE/WBE) compliance

These reports include a written Section 3 and Women's and Minority Business Enterprises (MBE/WBE) work plan. The Section 3 work plan identifies how sub-recipients will notify Section 3 residents and contractors of training and job opportunities, facilitate the training and employment of Section 3 residents, and the award of contracts to Section 3 businesses that include the Section 3 Clause in all solicitations and contracts. The Women's and Minority Business Enterprises work plan includes a description of sub-recipients' planned outreach designed to inform women and minority business enterprises of contract opportunities.

- The second type of compliance review consists of desk monitoring throughout the project development and grant period. Desk monitoring is conducted by AHFC's Planning and Program Development Department staff throughout the project development and grant period. This type is accomplished by AHFC staff reviewing project developers' and sub-recipients' monthly or quarterly invoices that sometimes include supporting documents; quarterly and final financial and project status reports; and HOP/HDP Project Set-Up forms. Project status reports requirements vary depending on the type of projects funded. The following is a partial list of the different project status reports:
  - Description of Section 3 and Women's and Minority Business Enterprises (MBE/WBE) compliance
  - Description of job training activities
  - Description of Affirmative Fair Housing Marketing compliance activities
  - Certification of Title VI of the Civil Rights Act of 1964
  - Certification of Conflict of Interest Provisions at 24 CFR Part 92.356
  - Certification of Drug Free Work Place Act of 1988

- Certification of Debarment and Suspension (24 CFR Part 92.357)
  - Certification of Flood Disaster Protection Act of 1973
  - Certification of Lead-Based Paint Poisoning Prevention Act
  - Project cost certification
  - Copy of recorded federal, state and local building inspection reports (i.e. BEES, HQS, UPCS)
  - Certification of Davis-Bacon Wage Act and Safety Standards Act, if applicable
  - Copy of proposed rental charges and low-income unit lease agreement
  - Copy of executed deed restriction on the title to the land benefited by the project funding
  - HOP/HDP Project Set-Up and Project Close-Out forms
- The third type of compliance review involves site visits to housing rehabilitation and rental housing developments and to sub-recipients' offices during the development stage. During this stage, AHFC staff review developers and sub-recipients records for compliance with financial administration and management, program policies and regulations. AHFC's Internal Audit Department staff perform on-site monitoring for administrative and financial reviews for grant related activity. Reviews also include the issuance of any Findings with grantee required to respond to and correct, as well as address all Concerns and Questioned Costs.
  - The fourth type of compliance review consists of post development completion or "period of affordability" review and is conducted by AHFC's Internal Audit Department staff. They monitor and review agencies with HOME funded rental housing developments. Reviews include desk review and site inspection and are conducted throughout the year based on a schedule that complies with federal requirements.

In all of the four types of program monitoring, AHFC staff works with the owners/managers, developers and sub-recipients to ensure compliance with HUD HOME policies and regulations. Formal written reports clearly identifying Observations, Findings, Concerns and Questioned Costs, citing HUD HOME, OMB Circulars and AHFC regulations that support the Observation, Findings, Concerns and Questioned Costs. Additionally, recommended corrective actions are provided to the owners/managers, developers and sub-recipients to ensure future compliance. In almost all noncompliance situations, the owners/managers, developers and sub-recipients show a willingness and ability to comply with program policies and regulations.

Throughout the development and grant period, AHFC staff provides technical assistance in order to preclude noncompliance Observations, Findings, Concerns and Questioned Costs during formal monitoring reviews.

## **Citizen Participation Plan 91.105(d); 91.115(d)**

### **Efforts to provide citizens with reasonable notice and an opportunity to comment on performance reports.**

Federal regulations require the State adopt a Citizen Participation Plan, encouraging the public to participate in the development of the HCD Plan, which includes the annual issuance of the Consolidated Annual Performance Evaluation Report CAPER and outlining the steps the State will take to solicit public input. Alaska's expansive geography and widely varying conditions offer challenges for the implementation of the State's Citizen Participation Plan. A number of different approaches may be used to maximize public input including:

- Interactive workshops
- Public hearings
- Teleconferences
- Working groups
- Focus Groups
- Linkages with other planning efforts
- Internet surveys
- Internet communications

The State uses teleconferencing and the internet to overcome the barriers of distance. Citizens in even the most remote areas of the State are given the opportunity to participate in the HCD process. AHFC's website ([www.ahfc.us](http://www.ahfc.us)) provides an overview of the HCD planning process, and offers an electronic means of providing HCD input.

The public participation for the development of the CAPER was extensively advertised on the AHFC website, in statewide and local newspapers and via emails.

The draft plan was released on September 16, 2021 with public comments accepted through September 30, 2021. All public comments and the State's responses to the comments can be found in Appendix G.

## **CR-45 – Community Development Block Grant – CDBG - 91.520(c)**

### **Nature of, and reasons for, changes in the jurisdiction's program objectives and indications of how the jurisdiction would change its programs as a result of its experiences.**

There are no changes to the State of Alaska's CDBG program.

<b>Does this Jurisdiction have any open Brownfields Economic Development Initiative (BEDI) grants?</b>	No
--	----

**[BEDI grantees] Description of accomplishments and program outcomes during the last year.**

N/A

#### **CR-50 – Home Investment Partnership Program – HOME - 91.520(d)**

##### **Results of on-site inspections of affordable rental housing assisted under the program to determine compliance with housing codes and other applicable regulations**

Through the end of FY2021 AHFC's HOME portfolio totaled seventy-seven (77) developments. Of these developments, forty-four (44) were scheduled as onsite reviews (with physical inspections), nineteen (19) were scheduled as desk reviews, twelve (12) were not placed in service, and two (2) were removed from the portfolio as they had completed their affordability period.

Of the forty-four (44) developments scheduled for a physical inspection thirty-nine (39) were completed. The remaining five (5) could not be completed due to the COVID-19 pandemic. The physical inspections for the five (5) developments postponed due to COVID-19 will be scheduled and completed in compliance with the HUD HOME waiver.

HOME program developments reported with physical noncompliance during FY2021:

- Alderbrook I
- Alderbrook II
- Birch Creek Villas
- Birch House
- Birch Terrace
- Blueberry Pointe
- Brookside
- Chinook House
- Clear Pointe I
- Clear Pointe II
- Crane Hill
- Crest View
- Forest View Apartments
- Friendship Terrace
- Harmony Villas
- Hillcrest Manor I
- Hillcrest Manor II
- Hillview Apartments



- Inlet Ridge I&II
- Kake Low Rent
- Kenai Meadows
- Knik Manor Senior Facility
- Manokotak View
- MLH Manor
- Mooring Estates
- Muklung Manor
- Nikisiki Senior Center, Inc.
- Ptarmigan Heights
- Si' Tuwan Subdivion
- Silverwood III
- South Vista Haven
- Southwest Elderly
- Sunrise House
- Swatzell Terrace
- Taiga View Apartments
- Terrace View
- Togiak View Apartments
- Tyee Court
- Whispering Winds I

Summary of HOME program developments reported with physical noncompliance during FY2021:

Property Name	Property Site	Building Exterior	Building Systems	Common Areas	Dwelling Units	Notes
Alderbrook I		X		X	X	Work orders completed.
Alderbrook II					X	Work orders completed.
Birch Creek Villas	X	X	X	X	X	Work orders completed.
Birch House	X	X	X	X	X	Work orders completed.
Birch Terrace	X	X			X	Work orders completed.
Blueberry Pointe		X		X		Work orders completed.
Brookside	X	X		X	X	Work orders completed.
Chinook House	X	X	X	X	X	Work orders completed.
Clear Pointe I	X	X			X	Work orders completed.

Clear Pointe II	X	X		X	X	Work orders completed.
Crane Hill					X	Work orders completed.
Crest View		X	X	X	X	Work orders completed.
Forest View Apartments	X	X	X	X	X	Most work order completed. 5 work orders pending.
Friendship Terrace	X	X	X	X	X	Most work order completed. 5 work orders pending.
Harmony Villas	X	X	X		X	Work orders completed.
Hillcrest Manor I	X	X	X	X	X	Work orders completed.
Hillcrest Manor II			X	X	X	Most work order completed. 2 work orders pending.
Hillview Apartments	X	X	X	X	X	Most work order completed. 15 work orders pending.
Inlet Ridge I&II	X				X	Work orders completed.
Kake Low Rent			X		X	Work orders completed.
Kenai Meadows	X	X	X		X	Work orders completed.
Knik Manor Senior Facility		X	X	X	X	Work orders completed.
Manokotak View	X	X	X	X	X	Work orders completed.
MLH Manor	X	X	X	X	X	Work orders completed.
Mooring Estates	X	X			X	Most work order completed. 5 work orders pending.
Muklung Manor	X	X	X	X	X	Most work order completed. 5 work orders pending.
Nikisiki Senior Center, Inc.	X	X	X		X	Work orders completed.

Ptarmigan Heights	X	X	X	X	X	Work orders completed.
Si' Tuwan Subdivion	X	X	X			Most work order completed. 20 work orders pending.
Silverwood III		X		X		Work orders completed.
South Vista Haven	X	X	X	X	X	Most work order completed. 7 work orders pending.
Southwest Elderly	X	X	X	X	X	Most work order completed. 9 work orders pending.
Sunrise House	X	X	X	X	X	Work orders pending.
Swatzell Terrace	X	X	X		X	Work orders completed.
Taiga View Apartments	X	X	X	X	X	Work orders pending.
Terrace View	X	X	X		X	Work orders completed.
Togiak View Apartments	X	X	X	X	X	Most work order completed. 1 work orders pending.
Tyee Court	X		X	X	X	Work orders completed.
Whispering Winds I		X	X	X	X	Work orders completed.

### Examples of On-site Inspections Issues

Property Site	Building Exterior	Building Systems	Common Areas	Dwelling Units
Litter around building in multiple locations.	Siding missing from side of building.	Knockout plugs at electrical box on right end of building missing.	Non-operational emergency light	Refrigerator seal is damaged.
Unsecure gas can stored outside.	Splash blocks missing at downspouts around building.	Expired fire extinguisher	Entrance door not secure (latch not operational).	Kitchen faucet is loose.

Disabled car to the left of the building.	Building address sign deteriorating making it difficult to read street address.	Error message on boiler	Upstairs exit door not secure (latch not operational).	Blocked egress in bedroom.
Sidewalks spalling, deterioration noted especially along edges.	Unit #8 window pane cracked (living room).	Corrosion on pipe in mechanical room resulting in a small leak.	Downstairs hall carpet loose.	Range hood exhaust fan missing cover.
Bench to left of building shows signs of deterioration (paint peeling and wood has splintered).	Unit #4 window pane cracked (bedroom).	Electrical outlet weather cover by units #16 and #15 missing.	Unit number sign for Unit #8 missing.	Missing telephone junction box cover.
Erosion at landing of back staircase.	Foundation flashing heaving around base of building.	Fire extinguishers throughout building have expired.	Smoke detector in laundry room missing.	Open light socket in bathroom.
Stairs leading to fuel tank to left side of building missing handrail.  Stair landing leading to Unit 14 poses tripping hazard.	Multiple screens around building missing or damaged.  Siding at front of building loose.	Water tank missing earthquake strap.  Fire alarm panel in laundry room beeping, panel indicated that battery needs replacement.	Dryer hose damaged.  Excessive trash and old appliances stored outside of Units A5 and A7.	Bathroom door repair (hole patch) does not meet industry standard. Foil on drip pans posing hazard.

Litter on property especially behind Unit A2 and to the left side of the parking lot.	Vent on left side of building under window of Unit #1 missing slat.	Electrical device box missing cover in mechanical room.	Graffiti in stairwell of first entrance.	Open light sockets in bathroom.
Disabled cars upper level parking lot.	Three or more window screens missing and/or damaged.	Water tank missing earthquake strap.	Corner guard at top of stairs has a gap between the plastic connecting pieces.	Kitchen light missing cover.
Residents are storing personal belongings outside of units. Gas can located outside of Unit #13.	Wasp nest back right side of building above window.	Soffit above unit missing.	Toilet in Men's restroom loose at base.	Egress restricted throughout unit.

*Specifics regarding physical inspections can be found on the individual Physical Inspection spreadsheets*

HOME program developments with postponed physical inspections during FY2021:

- Hooper Bay Multi-Family Housing
- Terrace @ Lawson Creek I
- Vista Rose Phase II
- Weeks Field Estates Phase I
- Weeks Field Estates Phase II

Alaska Housing Finance Corporation's Public Housing Division inspects each of the units receiving Tenant-based Rental Assistance for HQS compliance prior to tenant move-in.

#### **Assessment of the jurisdiction's affirmative marketing actions for HOME units. 92.351(b)**

HOME funds are allocated to improve choice and mobility for the affected household. The TBRA coupons are available within every balance of state community that AHFC's public housing division operates in. Homeownership Development funds are allocated based on a competitive criteria. AHFC sponsors fair housing training and provides technical assistance to grantees and property owners on affirmatively furthering fair housing through plans and property operations.

Rental Development funds are allocated through a rating criteria that incentivizes mixed-income housing.

The criteria further places a priority on a higher proportion of unrestricted housing in low-income neighborhoods; conversely, in relatively affluent communities the scoring incentivizes a higher proportion (up to 80%) of affordable units. The criteria further promotes housing integration by limiting the scoring incentives for targeting special needs households at 50% of a respective project's units.

Grant applications and grant agreements both require submission of an Affirmative Fair Housing Marketing Plan for AHFC review. These plans are reviewed prior to the original allocation of funding and again at close-out once any new rental properties have finished construction.

Marketing plans are reviewed for properties monitored through AHFC's compliance department. These plans are reviewed to see if there are any issues at the property based on the community's demographics relative to those observed at the property. While there have been no issues of noncompliance noted we have seen in many compliance reviews that the owners/managers are not completing the affirmative fair housing marketing plan correctly and are not including logos/slogans in their advertisements.

**Amount and use of program income for projects, including the number of projects and owner and tenant characteristics:**

In SFY2021, Alaska Housing Finance Corporation receipted \$175,914.28 in Program Income (PI) and \$564,182.47 in Recaptured Homebuyer Funds (HP).

No PI or HP funds have been drawn down on any projects.

**Other actions taken to foster and maintain affordable housing - 91.220(k) (Including the coordination of LIHTC with the development of affordable housing). 91.320(j)**

HOME funding is available for Tenant Based Rental Assistance (TBRA), Homeownership Development (acquisition costs for single family home development), Homeownership Opportunity Program (soft financing for homeownership), and rental development.

TBRA funds are administered in partnership with AHFC's Public Housing Division, the Department of Corrections (referrals for persons released from corrections) and the Office of Children's Services (for youth aging out of foster care).

Homeownership Development funding leverages USDA, Self Help and Sweat Equity resources in almost every activity funded.

Rental Development funds are allocated as part of a combined application process that makes state funded Senior Housing Development grants, federal Low Income Housing Tax Credits, and the National Housing Trust Fund. On average, this combined application round generates 150 to 200 rental units each year across the state.

### **CR-56 – National Housing Trust Fund**

The State has committed all HTF funds to new construction affordable housing projects across the Balance of State. Four HTF funded projects were completed in SFY2021 providing eleven (11) new HTF units. The Projects are located in Kodiak, Juneau, Seward, and Kenai. All proposals comply with 24 CFR part 93.

The State has executed sub-grants with the Municipality of Anchorage (MOA) to allow them to award HTF funds under their own allocation plan. Subgrants have been completed for the FFY 2016, 2017, and 2018, HTF awards. The MOA's 2019 and 2020 HTF subgrants were recaptured and those funds will be awarded through the State's housing development programs. No activities have been completed. The MOA's activities will be reported once placed in service.

<b>Tenure Type</b>	<b>0 – 30% AMI</b>	<b>0% of 30+ to poverty line (when poverty line is higher than 30% AMI)</b>	<b>% of the higher of 30+ AMI or poverty line to 50% AMI</b>	<b>Total Occupied Units</b>	<b>Units Completed, Not Occupied</b>	<b>Total Completed Units</b>
Rental	11	0	0	0	0	11
Homebuyer	0	0	0	0	0	0

**CR-60 - ESG 91.520(g) (ESG Recipients only)**  
**ESG Supplement to the CAPER in *e-snaps***  
**For Paperwork Reduction Act**

**1. Recipient Information—All Recipients Complete**

**Basic Grant Information**

<b>Recipient Name</b>	ALASKA
<b>Organizational DUNS Number</b>	809387467
<b>EIN/TIN Number</b>	926001185
<b>Identify the Field Office</b>	ANCHORAGE
<b>Identify CoC(s) in which the recipient or subrecipient(s) will provide ESG assistance</b>	Alaska Balance of State CoC

**ESG Contact Name**

<b>Prefix</b>	Ms
<b>First Name</b>	Jennifer
<b>Middle Name</b>	0
<b>Last Name</b>	Smerud
<b>Suffix</b>	0
<b>Title</b>	Planner I

**ESG Contact Address**

<b>Street Address 1</b>	4300 Boniface Parkway
<b>Street Address 2</b>	0
<b>City</b>	Anchorage
<b>State</b>	AK
<b>ZIP Code</b>	99510-1020
<b>Phone Number</b>	9073308276
<b>Extension</b>	0
<b>Fax Number</b>	0
<b>Email Address</b>	jsmerud@ahfc.us

**ESG Secondary Contact**

<b>Prefix</b>
<b>First Name</b>
<b>Last Name</b>
<b>Suffix</b>
<b>Title</b>
<b>Phone Number</b>
<b>Extension</b>
<b>Email Address</b>



**2. Reporting Period—All Recipients Complete**

**Program Year Start Date** 07/01/2020  
**Program Year End Date** 06/30/2021

**3a. Subrecipient Form – Complete one form for each subrecipient**

**Subrecipient or Contractor Name:** GASTINEAU HUMAN SERVICES

**City:** Juneau

**State:** AK

**Zip Code:** 99801, 9522

**DUNS Number:** 117352096

**Is subrecipient a victim services provider:** N

**Subrecipient Organization Type:** Other Non-Profit Organization

**ESG Subgrant or Contract Award Amount:** \$54,841.00

**Subrecipient or Contractor Name:** INTERIOR AK CENTER FOR NON-VIOLENT LIVING

**City:** Fairbanks

**State:** AK

**Zip Code:** 99701, 7043

**DUNS Number:** 102866829

**Is subrecipient a victim services provider:** Y

**Subrecipient Organization Type:** Other Non-Profit Organization

**ESG Subgrant or Contract Award Amount:** \$45,102.00

**Subrecipient or Contractor Name:** BROTHER FRANCIS SHELTER KODIAK

**City:** Kodiak

**State:** AK

**Zip Code:** 99615, 0670

**DUNS Number:** 004512118

**Is subrecipient a victim services provider:** N

**Subrecipient Organization Type:** Other Non-Profit Organization

**ESG Subgrant or Contract Award Amount:** \$30,694.00

**Subrecipient or Contractor Name:** Fairbanks Youth Advocates

**City:** Fairbanks

**State:** AK

**Zip Code:** 99710, 0337

**DUNS Number:** 967824561

**Is subrecipient a victim services provider:** N

**Subrecipient Organization Type:** Other Non-Profit Organization

**ESG Subgrant or Contract Award Amount:** \$25,943.00

**Subrecipient or Contractor Name:** Valley Charities Inc.  
**City:** Wasilla  
**State:** AK  
**Zip Code:** 99654, 7147  
**DUNS Number:** 964527183  
**Is subrecipient a victim services provider:** N  
**Subrecipient Organization Type:** Other Non-Profit Organization  
**ESG Subgrant or Contract Award Amount:** \$94,122.00

**CR-65 - Persons Assisted**  
**Programs Funded through ESG**

<b>Enter the number of each type of projects funded through ESG during this program year.</b>	
<b>Street Outreach</b>	<b>0</b>
<b>Emergency Shelter</b>	<b>5</b>
<b>Transitional Housing (grandfathered under ES)</b>	<b>0</b>
<b>Day Shelter (funded under ES)</b>	<b>0</b>
<b>Rapid Re-Housing</b>	<b>1</b>
<b>Homelessness Prevention</b>	<b>4</b>

#### 4. Persons Served

##### 4a. Complete for Homelessness Prevention Activities

<b>Total Number of Persons Served</b>	<b>625</b>
<b>Number of Adults (Age 18 or Over)</b>	<b>405</b>
<b>Number of Children (Under Age 18)</b>	<b>218</b>
<b>Number of Persons with Unknown Age</b>	<b>2</b>
<b>Number of Veterans</b>	<b>22</b>
<b>Number of Chronically Homeless Persons</b>	<b>118</b>
<b>Number of Youth Under Age 25</b>	<b>146</b>
<b>Number of Parenting Youth Under Age 25 with Children</b>	<b>11</b>
<b>Number of Adult Heads of Household</b>	<b>399</b>
<b>Number of Child and Unknown-Age Heads of Household</b>	<b>88</b>
<b>Heads of Households and Adult Stayers in the Project 365 Days or More</b>	<b>12</b>
<b>Number of Persons in Households</b>	<b>Total</b>

Table 13 – Household Information for Homeless Prevention Activities

#### 5. Gender—Complete for All Activities

	<b>Total</b>
Male	255
Female	354
Transgender	11
Gender Non-Conforming	3
Don't Know/Refused/Other	0
Missing Information	2
<b>Total</b>	<b>625</b>

Table 14 – Gender Information

## 6. Age—Complete for All Activities

	<b>Total</b>
Under 18	218
18-24	56
25 and over	349
Don't Know/Refused/Other	1
Missing Information	1
<b>Total</b>	<b>625</b>

**Table 15 – Age Information**

## 7. Special Populations Served—Complete for All Activities

### Number of Persons in Households

<b>Subpopulation</b>	<b>Total</b>	<b>Total Persons Served – Prevention</b>	<b>Total Persons Served – RRH</b>	<b>Total Persons Served in Emergency Shelters</b>
Veterans	22	0	0	22
Victims of Domestic Violence	291	0	0	291
Elderly	26	0	0	26
HIV/AIDS	2	0	0	2
Chronically Homeless	118	0	0	118
<b>Persons with Disabilities:</b>				
Severely Mentally Ill	203	0	0	203
Chronic Substance Abuse	145	0	0	145
Other Disability	132	0	0	132
Total (Unduplicated if possible)	939	0	0	939

**Table 16 – Special Population Served**

## **CR-70 – ESG 91.520(g) - Assistance Provided and Outcomes**

### **8. Shelter Utilization**

Number of New Units - Rehabbed	0
Number of New Units - Conversion	0
Total Number of bed-nights available	107,048
Total Number of bed-nights provided	83,271
Capacity Utilization	77.79%

**Table 17 – Shelter Capacity**

### **9. Project Outcomes Data measured under the performance standards developed in consultation with the CoC(s)**

Consistent with HUD/CoC performance measures the following standards are used to evaluate ESG activities.

Emergency Shelters: Utilization rate of at least 65%. Achieved 89% utilization rate for FFY20.

Homeless Prevention: 90-day housing retention rate of at least 80% utilization rate for FFY20.

## CR-75 – Expenditures

### 10. Expenditures

#### 10a. ESG Expenditures for Homelessness Prevention

	Dollar Amount of Expenditures in Program Year		
	2018	2019	2020
Expenditures for Rental Assistance	\$53,488	\$0	\$0
Expenditures for Housing Relocation and Stabilization Services - Financial Assistance	\$0	\$0	\$0
Expenditures for Housing Relocation & Stabilization Services - Services	\$9,783	\$0	\$30,811
Expenditures for Homeless Prevention under Emergency Shelter Grants Program	\$0	\$0	\$0
<b>Subtotal Homelessness Prevention</b>	<b>\$63,271</b>	<b>\$0</b>	<b>\$30,811</b>

Table 18 – ESG Expenditures for Homelessness Prevention

#### 10b. ESG Expenditures for Rapid Re-Housing

	Dollar Amount of Expenditures in Program Year		
	2018	2019	2020
Expenditures for Rental Assistance	\$18,957	\$56,335	\$0
Expenditures for Housing Relocation and Stabilization Services - Financial Assistance	\$3,841	\$395	\$0
Expenditures for Housing Relocation & Stabilization Services - Services	\$2,167	\$7,712	\$0
Expenditures for Homeless Assistance under Emergency Shelter Grants Program	\$0	\$0	\$0
<b>Subtotal Rapid Re-Housing</b>	<b>\$24,965</b>	<b>\$64,442</b>	<b>\$0</b>

Table 19 – ESG Expenditures for Rapid Re-Housing

#### 10c. ESG Expenditures for Emergency Shelter

	Dollar Amount of Expenditures in Program Year		
	2018	2019	2020
Essential Services	\$0	\$0	\$0
Operations	\$135,781	\$148,856	\$93,637
Renovation	\$0	\$0	\$0
Major Rehab	\$0	\$0	\$0
Conversion	\$0	\$0	\$0
<b>Subtotal</b>	<b>\$135,781</b>	<b>\$148,856</b>	<b>\$93,637</b>

Table 20 – ESG Expenditures for Emergency Shelter

#### 10d. Other Grant Expenditures

	Dollar Amount of Expenditures in Program Year		
	2018	2019	2020
Street Outreach	\$0	\$0	\$0
HMIS	\$0	\$0	\$0
Administration	\$11,158	\$11,007	\$3,156

Table 21 - Other Grant Expenditures

**10e. Total ESG Grant Funds**

<b>Total ESG Funds Expended</b>	<b>2018</b>	<b>2019</b>	<b>2020</b>
	\$230,448	\$235,175	\$128,853

**Table 22 - Total ESG Funds Expended****10f. Match Source**

	<b>2018</b>	<b>2019</b>	<b>2020</b>
Other Non-ESG HUD Funds	\$0	\$0	\$0
Other Federal Funds	\$292,445	\$0	\$1,469,162
State Government	\$865,309	\$1,638,412	\$1,204,274
Local Government	\$104,400	\$32,000	\$32,000
Private Funds	\$362,804	\$744,618	\$634,001
Other	\$45,000	\$0	\$0
Fees	\$0	\$0	\$0
Program Income	\$0	\$0	\$0
<b>Total Match Amount</b>	<b>\$1,669,958</b>	<b>\$2,415,030</b>	<b>\$3,339,437</b>

**Table 23 - Other Funds Expended on Eligible ESG Activities****10g. Total**

<b>Total Amount of Funds Expended on ESG Activities</b>	<b>2018</b>	<b>2019</b>	<b>2020</b>
	\$1,905,133	\$2,639,335	\$3,468,290

**Table 24 - Total Amount of Funds Expended on ESG Activities**

## APPENDIX A

TABLE 2: CDBG PROGRAM PROJECTS CLOSED DURING 2020 PROGRAM YEAR									
ECONOMIC CHARACTERISTICS OF PERSONS ASSISTED									
Grant # IDIS	Locality	Project Description	Amount Awarded	Award Year	Year(s) Funded From	Activity	# Peo ple	HUD Obje ctive	% LMI
17- CDBG-01 2400	Ouzinkie	Water Transmission Line Replacement Project	677,117	2017	2018	Public Facility	161	LMI	56.9%
17- CDBG-02 2382	Pilot Point	Fire Truck Acquisition	170,000	2017	2018	Public Facility	68	LMI	55.8%
17- CDBG-03 2384	Chignik	Chignik Dam Access Trail	548,344	2017	2018	Public Facility	91	LMI	60.4%
17- CDBG-05 2385	Fairbanks	Aerial Platform Truck Purchase	703,465.79	2017	2015, 2016, 2017, 2018	Public Facility	19100	LMI	61%
18- CDBG-02 2419	Wrangell	Fire Truck Acquisition	337,500	2018	2019	Public Facility	2369	LMI	52.8%
18- CDBG-05 2413	Kenai Peninsula Borough	Funny River Fire Station #5 - Pumper/Tanker Purchase	487,500	2018	2019	Public Facility	877	LMI	52.5%
18- CDBG-06 2405	Hughes	Bulk Fuel Energy Security Project	817,794	2018	2019	Public Facility	77	LMI	57.1%
18- CDBG-07 2415	Napakiak	Land Use Planning	537,188	2018	2019	Public Facility	354	LMI	95.1%



## **APPENDIX B**

### **STATE OF ALASKA FY 2020 State Performance/Evaluation Report PART II — Narrative Requirements for Civil Rights and Technical Assistance Funding**

#### **Civil Rights Compliance**

Recipients of CDBG funds are required to undertake the activities to demonstrate their compliance with applicable anti-discrimination laws and regulations. Because of the various activities eligible under these programs some or all of the following may apply:

- Utilize newspapers and community resources targeted to members of minority groups to advertise the availability of housing, employment and contracting opportunities;
- Include the Affirmative Action/Equal Opportunity Employer Statement and/or Fair Housing Statement and disability logo in all advertisements/notices;
- Provide employment and training opportunities to Section 3 residents and businesses and if required, have in place and implement a Section 3 Plan.
- Solicit bids from Small, Minority- and Women-Owned Businesses and firms.
- Develop and implement a Fair Housing Action Plan and certification to affirmatively further Fair Housing;
- Develop and post a Fair Housing Policy Statement;
- Develop post and implement an Affirmative Action Plan or Affirmative Action Policy Statement;
- Recipients are required to include in any sub-contracts the necessary affirmative action and equal employment opportunity provisions to demonstrate the subcontractor's compliance with applicable state and federal laws and regulations;
- Develop and post an American with Disabilities Act (ADA) Notice and Grievance Procedure;
- Post at their offices fair housing and anti-discrimination posters and equal opportunity in employment posters.
- Applicants are strongly encouraged to develop and implement or update a Section 504 Self-Evaluation and Transition Plan.

CDBG grant recipients are supplied with a Civil Rights Handbook developed by DCCED. The handbook includes materials developed to assist them in compliance and provides a summary of the key laws and requirements which are applicable to the program including:

- A. Public Law 88-352, Title VI of the Civil Rights Act of 1964;
- B. Public Law 90-284, Title VIII of the Civil Rights Act of 1968 (Fair Housing Act);
- C. Executive Order 11063, as amended by Executive Order 12259 (24 CFR Part 107);
- D. Section 109 of the Housing and Community Development Act of 1974, as amended through 1981;
- E. Section 504 of the Rehabilitation Act of 1973, as amended (29 U.S.C. 794).

F. Section 3 of the Housing and Urban Development Act of 1968;

G. Section 104 (d) of the Housing and Urban Development Act of 1974, as Amended;

### **Summary of Activities and Results from Technical Assistance Funding**

The State has set aside, used or intends to use 1% of its allocations to provide Technical Assistance to its grantees.

Workshop curriculum is now established and is updated as needed. All grants administrators have worked as a team in the development and updating of training materials and the coordination and scheduling of workshops around the state.

Workshops on grant writing, planning, and implementation were [virtually](#) presented [in 2020](#) with a total [15](#) community representatives. Workshops are tentatively planned for fall [2021 to be held in Fairbanks and Anchorage](#).

We consider these workshops one of our most successful activities. During the last day of the workshop participants are asked to complete an evaluation. This workshop routinely earns an “Excellent” overall rating. Comments by participants included the statement that this workshop not only helps you fill out an application but it helps you to understand your participation in on-going projects in your community. This statement is a good example of the value of the workshops to Alaskan communities.

A Grant Administration workshop was also developed for communities who are awarded CDBG funds. This workshop contains more focused materials on implementing CDBG projects. This workshop has proven to be successful ways to provide program information to grantees that carry out grant funded projects. The next grant administration workshop is tentatively scheduled for spring [2022](#), after award of the [FY21](#) CDBG grants.

## **APPENDIX C**


**PR26 - CDBG Financial Summary Report**

**PR28 – CDBG Activity Summary Report**

**PR28 - CDBG Financial Summary Report**

**State Program Year 2021**

**ALASKA**



Office of Community Planning and Development  
U.S. Department of Housing and Urban Development  
Integrated Disbursement and Information System  
PR26 - CDBG Financial Summary Report  
Program Year 2020  
ALASKA , AK

DATE: 09-10-21  
TIME: 13:56  
PAGE: 1

PART I: SUMMARY OF CDBG RESOURCES

01 UNEXPENDED CDBG FUNDS AT END OF PREVIOUS PROGRAM YEAR	0.00
02 ENTITLEMENT GRANT	3,160,071.00
03 SURPLUS URBAN RENEWAL	0.00
04 SECTION 108 GUARANTEED LOAN FUNDS	0.00
05 CURRENT YEAR PROGRAM INCOME	0.00
05a CURRENT YEAR SECTION 108 PROGRAM INCOME (FOR SI TYPE)	0.00
06 FUNDS RETURNED TO THE LINE-OF-CREDIT	0.00
06a FUNDS RETURNED TO THE LOCAL CDBG ACCOUNT	0.00
07 ADJUSTMENT TO COMPUTE TOTAL AVAILABLE	0.00
08 TOTAL AVAILABLE (SUM, LINES 01-07)	3,160,071.00

PART II: SUMMARY OF CDBG EXPENDITURES

09 DISBURSEMENTS OTHER THAN SECTION 108 REPAYMENTS AND PLANNING/ADMINISTRATION	850,370.51
10 ADJUSTMENT TO COMPUTE TOTAL AMOUNT SUBJECT TO LOW/MOD BENEFIT	0.00
11 AMOUNT SUBJECT TO LOW/MOD BENEFIT (LINE 09 + LINE 10)	850,370.51
12 DISBURSED IN IDIS FOR PLANNING/ADMINISTRATION	112,532.95
13 DISBURSED IN IDIS FOR SECTION 108 REPAYMENTS	0.00
14 ADJUSTMENT TO COMPUTE TOTAL EXPENDITURES	0.00
15 TOTAL EXPENDITURES (SUM, LINES 11-14)	962,903.46
16 UNEXPENDED BALANCE (LINE 08 - LINE 15)	2,197,167.54

PART III: LOWMOD BENEFIT THIS REPORTING PERIOD

17 EXPENDED FOR LOW/MOD HOUSING IN SPECIAL AREAS	0.00
18 EXPENDED FOR LOW/MOD MULTI-UNIT HOUSING	0.00
19 DISBURSED FOR OTHER LOW/MOD ACTIVITIES	850,370.51
20 ADJUSTMENT TO COMPUTE TOTAL LOW/MOD CREDIT	0.00
21 TOTAL LOW/MOD CREDIT (SUM, LINES 17-20)	850,370.51
22 PERCENT LOW/MOD CREDIT (LINE 21/LINE 11)	100.00%

LOW/MOD BENEFIT FOR MULTI-YEAR CERTIFICATIONS


23 PROGRAM YEARS(PY) COVERED IN CERTIFICATION	PY: PY: PY:
24 CUMULATIVE NET EXPENDITURES SUBJECT TO LOW/MOD BENEFIT CALCULATION	0.00
25 CUMULATIVE EXPENDITURES BENEFITING LOW/MOD PERSONS	0.00
26 PERCENT BENEFIT TO LOW/MOD PERSONS (LINE 25/LINE 24)	0.00%

PART IV: PUBLIC SERVICE (PS) CAP CALCULATIONS

27 DISBURSED IN IDIS FOR PUBLIC SERVICES	0.00
28 PS UNLIQUIDATED OBLIGATIONS AT END OF CURRENT PROGRAM YEAR	0.00
29 PS UNLIQUIDATED OBLIGATIONS AT END OF PREVIOUS PROGRAM YEAR	0.00
30 ADJUSTMENT TO COMPUTE TOTAL PS OBLIGATIONS	0.00
31 TOTAL PS OBLIGATIONS (LINE 27 + LINE 28 - LINE 29 + LINE 30)	0.00
32 ENTITLEMENT GRANT	3,160,071.00
33 PRIOR YEAR PROGRAM INCOME	0.00
34 ADJUSTMENT TO COMPUTE TOTAL SUBJECT TO PS CAP	0.00
35 TOTAL SUBJECT TO PS CAP (SUM, LINES 32-34)	3,160,071.00
36 PERCENT FUNDS OBLIGATED FOR PS ACTIVITIES (LINE 31/LINE 35)	0.00%

PART V: PLANNING AND ADMINISTRATION (PA) CAP

37 DISBURSED IN IDIS FOR PLANNING/ADMINISTRATION	112,532.95
38 PA UNLIQUIDATED OBLIGATIONS AT END OF CURRENT PROGRAM YEAR	0.00
39 PA UNLIQUIDATED OBLIGATIONS AT END OF PREVIOUS PROGRAM YEAR	0.00
40 ADJUSTMENT TO COMPUTE TOTAL PA OBLIGATIONS	0.00
41 TOTAL PA OBLIGATIONS (LINE 37 + LINE 38 - LINE 39 +LINE 40)	112,532.95
42 ENTITLEMENT GRANT	3,160,071.00
43 CURRENT YEAR PROGRAM INCOME	0.00
44 ADJUSTMENT TO COMPUTE TOTAL SUBJECT TO PA CAP	0.00
45 TOTAL SUBJECT TO PA CAP (SUM, LINES 42-44)	3,160,071.00
46 PERCENT FUNDS OBLIGATED FOR PA ACTIVITIES (LINE 41/LINE 45)	3.56%



Office of Community Planning and Development  
U.S. Department of Housing and Urban Development  
Integrated Disbursement and Information System  
PR26 - CDBG Financial Summary Report  
Program Year 2020  
ALASKA , AK

DATE: 09-10-21  
TIME: 13:56  
PAGE: 2

LINE 17 DETAIL: ACTIVITIES TO CONSIDER IN DETERMINING THE AMOUNT TO ENTER ON LINE 17

Report returned no data.

LINE 18 DETAIL: ACTIVITIES TO CONSIDER IN DETERMINING THE AMOUNT TO ENTER ON LINE 18

Report returned no data.

LINE 19 DETAIL: ACTIVITIES INCLUDED IN THE COMPUTATION OF LINE 19


Plan Year	IDIS Project	IDIS Activity	Voucher Number	Activity Name	Matrix Code	National Objective	Drawn Amount
2017	24	2400	6402393	17-CDBG-01 City of Ouzinkie	03J	LMA	\$12,231.00
2017	24	2400	6428685	17-CDBG-01 City of Ouzinkie	03J	LMA	\$12,571.95
2017	24	2400	6436498	17-CDBG-01 City of Ouzinkie	03J	LMA	\$5,197.05
2018	9	2418	6402393	18-CDBG-01 City of Port Alexander	03J	LMA	\$8,945.50
					03J	Matrix Code	\$38,945.50
2017	24	2384	6393383	17-CDBG-03 City of Chignik	03K	LMA	\$3,132.63
2017	24	2384	6428685	17-CDBG-03 City of Chignik	03K	LMA	\$79,796.84
2017	24	2384	6447266	17-CDBG-03 City of Chignik	03K	LMA	\$26,507.02
					03K	Matrix Code	\$109,436.49
2017	24	2382	6393383	17-CDBG-02 City of Pilot Point	03O	LMA	\$8,222.53
2017	24	2382	6428685	17-CDBG-02 City of Pilot Point	03O	LMA	\$8,777.47
2017	24	2385	6428685	17-CDBG-05 City of Fairbanks	03O	LMA	\$333,864.93
2018	9	2413	6447266	18-CDBG-05 Kenai Peninsula Borough	03O	LMA	\$48,750.00
					03O	Matrix Code	\$399,614.93
2018	9	2405	6393383	18-CDBG-06 City of Hughes	03Z	LMA	\$112,652.67
2018	9	2405	6409523	18-CDBG-06 City of Hughes	03Z	LMA	\$23,368.02
2018	9	2405	6419056	18-CDBG-06 City of Hughes	03Z	LMA	\$135,884.90
2018	9	2412	6428685	18-CDBG-04 City of Chefnak	03Z	LMA	\$30,468.00
					03Z	Matrix Code	\$302,373.59
Total							\$850,370.51

LINE 27 DETAIL: ACTIVITIES INCLUDED IN THE COMPUTATION OF LINE 27

Report returned no data.

LINE 37 DETAIL: ACTIVITIES INCLUDED IN THE COMPUTATION OF LINE 37

Plan Year	IDIS Project	IDIS Activity	Voucher Number	Activity Name	Matrix Code	National Objective	Drawn Amount
2018	9	2415	6428685	18-CDBG-07 City of Napakiak	20		\$10,345.67
2020	17	2518	6537421	20-CDBG-05 City of Mekoryuk	20		\$36.99
					20	Matrix Code	\$10,382.66
2017	24	2380	6393383	FFY 17 State Administration	21J		\$15,921.20
2017	24	2380	6402393	FFY 17 State Administration	21J		\$10,866.39
2017	24	2380	6409523	FFY 17 State Administration	21J		\$8,905.58
2017	24	2380	6419056	FFY 17 State Administration	21J		\$17,760.98
2017	24	2380	6428685	FFY 17 State Administration	21J		\$8,921.55
2017	24	2380	6436498	FFY 17 State Administration	21J		\$5,052.03
2017	24	2380	6447266	FFY 17 State Administration	21J		\$6,937.10
2017	24	2380	6456375	FFY 17 State Administration	21J		\$4,737.51
2017	24	2380	6466288	FFY 17 State Administration	21J		\$4,650.89
2017	24	2380	6479180	FFY 17 State Administration	21J		\$6,987.24
2017	24	2380	6491257	FFY 17 State Administration	21J		\$5,566.18
2017	24	2380	6501447	FFY 17 State Administration	21J		\$4,398.28
2017	24	2381	6436498	FFY 17 1% Technical Assistance	21J		\$206.31
2017	24	2381	6456375	FFY 17 1% Technical Assistance	21J		\$563.01
2017	24	2381	6466288	FFY 17 1% Technical Assistance	21J		\$181.04



Office of Community Planning and Development  
U.S. Department of Housing and Urban Development  
Integrated Disbursement and Information System  
PR26 - CDBG Financial Summary Report  
Program Year 2020  
ALASKA , AK

DATE: 09-10-21  
TIME: 13:56  
PAGE: 3

Plan Year	IDIS Project	IDIS Activity	Voucher Number	Activity Name	Matrix Code	National Objective	Drawn Amount
2017	24	2381	6479180	FFY 17 1% Technical Assistance	21J		\$495.00
					21J	Matrix Code	\$102,150.29
Total							\$112,532.95

---

U.S. Department of Housing and Urban Development  
Office of Community Planning and Development  
Integrated Disbursement and Information System  
State CDBG Program Activity Summary Report  
Program Year 2020  
ALASKA

Time: 15:42  
Page: 1

UGLG:

Grant Year: 2014

Project: 0020 - FFY 14 CDBG

Objective:

IDIS Activity: 2174 - FFY 2014 1% Technical Assistance

Outcome:

Status: Completed 12/31/2020

Matrix Code: State Administration (21J)

Location:

National Objective:

, -

Initial Funding Date: 06/15/2015

Description:

Financing:

Funded Amount: \$24,190.00

Net Drawn: \$24,190.00

Balance: \$0.00

Proposed Accomplishments:

: 0

Total Population in Service Area: 0

Census Tract Percent Low / Mod: 0.00

Actual Accomplishments:

Number assisted:

Owner		Renter		Total		
Total	Hispanic	Total	Hispanic	Total	Hispanic	Person



White:	0	0	0	0	0	0	0
Black/African American:	0	0	0	0	0	0	0
Asian:	0	0	0	0	0	0	0
American Indian/Alaskan Native:	0	0	0	0	0	0	0
Native Hawaiian/Other Pacific Islander:	0	0	0	0	0	0	0
American Indian/Alaskan Native & White:	0	0	0	0	0	0	0
Asian White:	0	0	0	0	0	0	0
Black/African American & White:	0	0	0	0	0	0	0
American Indian/Alaskan Native & Black/African American:	0	0	0	0	0	0	0
Other multi-racial:	0	0	0	0	0	0	0
Asian/Pacific Islander:	0	0	0	0	0	0	0
Hispanic:	0	0	0	0	0	0	0
Total:	0	0	0	0	0	0	0
Female-headed Households:	0		0		0		

## Income Category:

	Owner	Renter	Total	Person
Extremely Low	0	0	0	0
Low Mod	0	0	0	0
Moderate	0	0	0	0
Non Low Moderate	0	0	0	0
Total	0	0	0	0
Percent Low/Mod	0.0%	0.0%	0.0%	0.0%

Annual Accomplishments	Accomplishment Narrative
Year      # Benefiting	

UGLG:

Grant Year: 2014

Project: 0020 - FFY 14 CDBG

Objective:

IDIS Activity: 2175 - FFY 14 State Administration

Outcome:

Status: Completed 12/31/2020

Matrix Code: State Administration (21J)

Location:

National Objective:

Initial Funding Date: 06/15/2015

Description:

Financing:

Funded Amount: \$148,379.00

Net Drawn: \$148,379.00

Balance: \$0.00

Proposed Accomplishments:

: 0

Total Population in Service Area: 0

Census Tract Percent Low / Mod: 0.00

Actual Accomplishments:

Number assisted:

Owner		Renter		Total		
Total	Hispanic	Total	Hispanic	Total	Hispanic	Person

White:	0	0	0	0	0	0	0
Black/African American:	0	0	0	0	0	0	0
Asian:	0	0	0	0	0	0	0
American Indian/Alaskan Native:	0	0	0	0	0	0	0
Native Hawaiian/Other Pacific Islander:	0	0	0	0	0	0	0
American Indian/Alaskan Native & White:	0	0	0	0	0	0	0
Asian White:	0	0	0	0	0	0	0
Black/African American & White:	0	0	0	0	0	0	0
American Indian/Alaskan Native & Black/African American:	0	0	0	0	0	0	0
Other multi-racial:	0	0	0	0	0	0	0
Asian/Pacific Islander:	0	0	0	0	0	0	0
Hispanic:	0	0	0	0	0	0	0
Total:	0	0	0	0	0	0	0
Female-headed Households:	0		0		0		

## Income Category:

	Owner	Renter	Total	Person
Extremely Low	0	0	0	0
Low Mod	0	0	0	0
Moderate	0	0	0	0
Non Low Moderate	0	0	0	0
Total	0	0	0	0
Percent Low/Mod	0.0%	0.0%	0.0%	0.0%

Annual Accomplishments	Accomplishment Narrative
Year	# Benefiting

UGLG:	City of Fairbanks		
Grant Year:	2014		
Project:	0024 - FFY17 CDBG	Objective:	Create suitable living environments
IDIS Activity:	2385 - 17-CDBG-05 City of Fairbanks	Outcome:	Availability/accessibility
Status:	Completed 10/15/2020	Matrix Code:	Fire Station/Equipment (03O)
Location:			
	, -	National Objective:	LMA

Initial Funding Date:	12/07/2018	Description:	
Financing:		Aerial Platform Truck Purchase	
Funded Amount:	\$481,865.31		
Net Drawn:	\$481,865.31		
Balance:	\$0.00		

Proposed Accomplishments:  
People (General) : 19,100  
Total Population in Service Area: 19,100  
Census Tract Percent Low / Mod: 61.00

Actual Accomplishments:  
Number assisted:

Owner		Renter		Total		
Total	Hispanic	Total	Hispanic	Total	Hispanic	Person

White:	0	0	0	0	0	0	0
Black/African American:	0	0	0	0	0	0	0
Asian:	0	0	0	0	0	0	0
American Indian/Alaskan Native:	0	0	0	0	0	0	0
Native Hawaiian/Other Pacific Islander:	0	0	0	0	0	0	0
American Indian/Alaskan Native & White:	0	0	0	0	0	0	0
Asian White:	0	0	0	0	0	0	0
Black/African American & White:	0	0	0	0	0	0	0
American Indian/Alaskan Native & Black/African American:	0	0	0	0	0	0	0
Other multi-racial:	0	0	0	0	0	0	0
Asian/Pacific Islander:	0	0	0	0	0	0	0
Hispanic:	0	0	0	0	0	0	0
Total:	0	0	0	0	0	0	0
Female-headed Households:	0		0		0		

## Income Category:

	Owner	Renter	Total	Person
Extremely Low	0	0	0	0
Low Mod	0	0	0	0
Moderate	0	0	0	0
Non Low Moderate	0	0	0	0
Total	0	0	0	0
Percent Low/Mod	0.0%	0.0%	0.0%	0.0%

Annual Accomplishments	Accomplishment Narrative
Year      # Benefiting	
2017	0Purchased an Aerial Platform Fire Truck

UGLG:

Grant Year: 2015

Project: 0007 - FFY 15 CDBG

Objective:

IDIS Activity: 2237 - FFY 15 State Administration

Outcome:

Status: Completed 12/31/2020

Matrix Code: State Administration (21J)

Location:

National Objective:

, -

Initial Funding Date: 05/25/2016

Description:

Financing:

FFY 15 State Administration

Funded Amount: \$150,195.00

Net Drawn: \$150,195.00

Balance: \$0.00

Proposed Accomplishments:

: 0

Total Population in Service Area: 0

Census Tract Percent Low / Mod: 0.00

Actual Accomplishments:

Number assisted:

Owner		Renter		Total		
Total	Hispanic	Total	Hispanic	Total	Hispanic	Person

White:	0	0	0	0	0	0	0
Black/African American:	0	0	0	0	0	0	0
Asian:	0	0	0	0	0	0	0
American Indian/Alaskan Native:	0	0	0	0	0	0	0
Native Hawaiian/Other Pacific Islander:	0	0	0	0	0	0	0
American Indian/Alaskan Native & White:	0	0	0	0	0	0	0
Asian White:	0	0	0	0	0	0	0
Black/African American & White:	0	0	0	0	0	0	0
American Indian/Alaskan Native & Black/African American:	0	0	0	0	0	0	0
Other multi-racial:	0	0	0	0	0	0	0
Asian/Pacific Islander:	0	0	0	0	0	0	0
Hispanic:	0	0	0	0	0	0	0
Total:	0	0	0	0	0	0	0
Female-headed Households:	0		0		0		

## Income Category:

	Owner	Renter	Total	Person
Extremely Low	0	0	0	0
Low Mod	0	0	0	0
Moderate	0	0	0	0
Non Low Moderate	0	0	0	0
Total	0	0	0	0
Percent Low/Mod	0.0%	0.0%	0.0%	0.0%

Annual Accomplishments	Accomplishment Narrative
Year      # Benefiting	

UGLG:

Grant Year: 2015

Project: 0007 - FFY 15 CDBG

Objective:

IDIS Activity: 2238 - FFY 15 1% Technical Assistance

Outcome:

Status: Completed 12/31/2020

Matrix Code: State Administration (21J)

Location:

National Objective:

Initial Funding Date: 05/25/2016

Description:

Financing:

FFY 15 1% Technical Assistance

Funded Amount: \$25,098.00

Net Drawn: \$25,098.00

Balance: \$0.00

Proposed Accomplishments:

: 0

Total Population in Service Area: 0

Census Tract Percent Low / Mod: 0.00

Actual Accomplishments:

Number assisted:

Owner		Renter		Total		
Total	Hispanic	Total	Hispanic	Total	Hispanic	Person



White:	0	0	0	0	0	0	0
Black/African American:	0	0	0	0	0	0	0
Asian:	0	0	0	0	0	0	0
American Indian/Alaskan Native:	0	0	0	0	0	0	0
Native Hawaiian/Other Pacific Islander:	0	0	0	0	0	0	0
American Indian/Alaskan Native & White:	0	0	0	0	0	0	0
Asian White:	0	0	0	0	0	0	0
Black/African American & White:	0	0	0	0	0	0	0
American Indian/Alaskan Native & Black/African American:	0	0	0	0	0	0	0
Other multi-racial:	0	0	0	0	0	0	0
Asian/Pacific Islander:	0	0	0	0	0	0	0
Hispanic:	0	0	0	0	0	0	0
Total:	0	0	0	0	0	0	0
Female-headed Households:	0		0		0		

Income Category:				
	Owner	Renter	Total	Person
Extremely Low	0	0	0	0
Low Mod	0	0	0	0
Moderate	0	0	0	0
Non Low Moderate	0	0	0	0
Total	0	0	0	0
Percent Low/Mod	0.0%	0.0%	0.0%	0.0%

Annual Accomplishments	Accomplishment Narrative
Year      # Benefiting	



White:	0	0	0	0	0	0	0
Black/African American:	0	0	0	0	0	0	0
Asian:	0	0	0	0	0	0	0
American Indian/Alaskan Native:	0	0	0	0	0	0	0
Native Hawaiian/Other Pacific Islander:	0	0	0	0	0	0	0
American Indian/Alaskan Native & White:	0	0	0	0	0	0	0
Asian White:	0	0	0	0	0	0	0
Black/African American & White:	0	0	0	0	0	0	0
American Indian/Alaskan Native & Black/African American:	0	0	0	0	0	0	0
Other multi-racial:	0	0	0	0	0	0	0
Asian/Pacific Islander:	0	0	0	0	0	0	0
Hispanic:	0	0	0	0	0	0	0
Total:	0	0	0	0	0	0	0
Female-headed Households:	0		0		0		

## Income Category:

	Owner	Renter	Total	Person
Extremely Low	0	0	0	0
Low Mod	0	0	0	0
Moderate	0	0	0	0
Non Low Moderate	0	0	0	0
Total	0	0	0	0
Percent Low/Mod	0.0%	0.0%	0.0%	0.0%

Annual Accomplishments	Accomplishment Narrative
Year      # Benefiting	
2017	0Purchased an Aerial Platform Fire Truck

UGLG:

Grant Year: 2016

Project: 0032 - FFY 16 CDBG

Objective:

IDIS Activity: 2307 - FFY 16 State Administration

Outcome:

Status: Completed 12/31/2020

Matrix Code: State Administration (21J)

Location:

National Objective:

, -

Initial Funding Date: 08/21/2017

Description:

Financing:

Funded Amount: \$151,858.00

Net Drawn: \$151,858.00

Balance: \$0.00

Proposed Accomplishments:

: 0

Total Population in Service Area: 0

Census Tract Percent Low / Mod: 0.00

Actual Accomplishments:

Number assisted:

Owner		Renter		Total		
Total	Hispanic	Total	Hispanic	Total	Hispanic	Person

White:	0	0	0	0	0	0	0
Black/African American:	0	0	0	0	0	0	0
Asian:	0	0	0	0	0	0	0
American Indian/Alaskan Native:	0	0	0	0	0	0	0
Native Hawaiian/Other Pacific Islander:	0	0	0	0	0	0	0
American Indian/Alaskan Native & White:	0	0	0	0	0	0	0
Asian White:	0	0	0	0	0	0	0
Black/African American & White:	0	0	0	0	0	0	0
American Indian/Alaskan Native & Black/African American:	0	0	0	0	0	0	0
Other multi-racial:	0	0	0	0	0	0	0
Asian/Pacific Islander:	0	0	0	0	0	0	0
Hispanic:	0	0	0	0	0	0	0
Total:	0	0	0	0	0	0	0
Female-headed Households:	0		0		0		

## Income Category:

	Owner	Renter	Total	Person
Extremely Low	0	0	0	0
Low Mod	0	0	0	0
Moderate	0	0	0	0
Non Low Moderate	0	0	0	0
Total	0	0	0	0
Percent Low/Mod	0.0%	0.0%	0.0%	0.0%

Annual Accomplishments	Accomplishment Narrative
Year      # Benefiting	

UGLG:

Grant Year: 2016

Project: 0032 - FFY 16 CDBG

Objective:

IDIS Activity: 2308 - FFY 16 1% Technical Assistance

Outcome:

Status: Completed 12/31/2020

Matrix Code: State Administration (21J)

Location:

National Objective:

Initial Funding Date: 08/21/2017

Description:

Financing:

Funded Amount: \$25,928.00

Net Drawn: \$25,928.00

Balance: \$0.00

Proposed Accomplishments:

: 0

Total Population in Service Area: 0

Census Tract Percent Low / Mod: 0.00

Actual Accomplishments:

Number assisted:

Owner		Renter		Total		
Total	Hispanic	Total	Hispanic	Total	Hispanic	Person

White:	0	0	0	0	0	0	0
Black/African American:	0	0	0	0	0	0	0
Asian:	0	0	0	0	0	0	0
American Indian/Alaskan Native:	0	0	0	0	0	0	0
Native Hawaiian/Other Pacific Islander:	0	0	0	0	0	0	0
American Indian/Alaskan Native & White:	0	0	0	0	0	0	0
Asian White:	0	0	0	0	0	0	0
Black/African American & White:	0	0	0	0	0	0	0
American Indian/Alaskan Native & Black/African American:	0	0	0	0	0	0	0
Other multi-racial:	0	0	0	0	0	0	0
Asian/Pacific Islander:	0	0	0	0	0	0	0
Hispanic:	0	0	0	0	0	0	0
Total:	0	0	0	0	0	0	0
Female-headed Households:	0		0		0		

## Income Category:

	Owner	Renter	Total	Person
Extremely Low	0	0	0	0
Low Mod	0	0	0	0
Moderate	0	0	0	0
Non Low Moderate	0	0	0	0
Total	0	0	0	0
Percent Low/Mod	0.0%	0.0%	0.0%	0.0%

Annual Accomplishments	Accomplishment Narrative
Year      # Benefiting	

Owner		Renter		Total		
Total	Hispanic	Total	Hispanic	Total	Hispanic	Person



White:	0	0	0	0	0	0	0
Black/African American:	0	0	0	0	0	0	0
Asian:	0	0	0	0	0	0	0
American Indian/Alaskan Native:	0	0	0	0	0	0	0
Native Hawaiian/Other Pacific Islander:	0	0	0	0	0	0	0
American Indian/Alaskan Native & White:	0	0	0	0	0	0	0
Asian White:	0	0	0	0	0	0	0
Black/African American & White:	0	0	0	0	0	0	0
American Indian/Alaskan Native & Black/African American:	0	0	0	0	0	0	0
Other multi-racial:	0	0	0	0	0	0	0
Asian/Pacific Islander:	0	0	0	0	0	0	0
Hispanic:	0	0	0	0	0	0	0
Total:	0	0	0	0	0	0	0
Female-headed Households:	0		0		0		

Income Category:				
	Owner	Renter	Total	Person
Extremely Low	0	0	0	0
Low Mod	0	0	0	0
Moderate	0	0	0	0
Non Low Moderate	0	0	0	0
Total	0	0	0	0
Percent Low/Mod	0.0%	0.0%	0.0%	0.0%

Annual Accomplishments		Accomplishment Narrative
Year	# Benefiting	
2017		0Purchased an Aerial Platform Fire Truck

UGLG:

Grant Year: 2017

Project: 0024 - FFY17 CDBG

Objective:

IDIS Activity: 2380 - FFY 17 State Administration

Outcome:

Status: Open

Matrix Code: State Administration (21J)

Location:

National Objective:

, -

Initial Funding Date: 12/06/2018

Description:

Financing:

Funded Amount: \$152,580.00

Net Drawn: \$152,580.00

Balance: \$0.00

Proposed Accomplishments:

: 0

Total Population in Service Area: 0

Census Tract Percent Low / Mod: 0.00

Actual Accomplishments:

Number assisted:

Owner		Renter		Total		
Total	Hispanic	Total	Hispanic	Total	Hispanic	Person

White:	0	0	0	0	0	0	0
Black/African American:	0	0	0	0	0	0	0
Asian:	0	0	0	0	0	0	0
American Indian/Alaskan Native:	0	0	0	0	0	0	0
Native Hawaiian/Other Pacific Islander:	0	0	0	0	0	0	0
American Indian/Alaskan Native & White:	0	0	0	0	0	0	0
Asian White:	0	0	0	0	0	0	0
Black/African American & White:	0	0	0	0	0	0	0
American Indian/Alaskan Native & Black/African American:	0	0	0	0	0	0	0
Other multi-racial:	0	0	0	0	0	0	0
Asian/Pacific Islander:	0	0	0	0	0	0	0
Hispanic:	0	0	0	0	0	0	0
Total:	0	0	0	0	0	0	0
Female-headed Households:	0		0		0		

## Income Category:

	Owner	Renter	Total	Person
Extremely Low	0	0	0	0
Low Mod	0	0	0	0
Moderate	0	0	0	0
Non Low Moderate	0	0	0	0
Total	0	0	0	0
Percent Low/Mod	0.0%	0.0%	0.0%	0.0%

Annual Accomplishments	Accomplishment Narrative
Year	# Benefiting

UGLG:

Grant Year: 2017

Project: 0024 - FFY17 CDBG

Objective:

IDIS Activity: 2381 - FFY 17 1% Technical Assistance

Outcome:

Status: Open

Matrix Code: State Administration (21J)

Location:

National Objective:

, -

Initial Funding Date: 12/06/2018

Description:

Financing:

Funded Amount: \$26,289.00

Net Drawn: \$6,679.03

Balance: \$19,609.97

Proposed Accomplishments:

: 0

Total Population in Service Area: 0

Census Tract Percent Low / Mod: 0.00

Actual Accomplishments:

Number assisted:

Owner		Renter		Total		
Total	Hispanic	Total	Hispanic	Total	Hispanic	Person

White:	0	0	0	0	0	0	0
Black/African American:	0	0	0	0	0	0	0
Asian:	0	0	0	0	0	0	0
American Indian/Alaskan Native:	0	0	0	0	0	0	0
Native Hawaiian/Other Pacific Islander:	0	0	0	0	0	0	0
American Indian/Alaskan Native & White:	0	0	0	0	0	0	0
Asian White:	0	0	0	0	0	0	0
Black/African American & White:	0	0	0	0	0	0	0
American Indian/Alaskan Native & Black/African American:	0	0	0	0	0	0	0
Other multi-racial:	0	0	0	0	0	0	0
Asian/Pacific Islander:	0	0	0	0	0	0	0
Hispanic:	0	0	0	0	0	0	0
Total:	0	0	0	0	0	0	0
Female-headed Households:	0		0		0		

## Income Category:

	Owner	Renter	Total	Person
Extremely Low	0	0	0	0
Low Mod	0	0	0	0
Moderate	0	0	0	0
Non Low Moderate	0	0	0	0
Total	0	0	0	0
Percent Low/Mod	0.0%	0.0%	0.0%	0.0%

Annual Accomplishments	Accomplishment Narrative
Year      # Benefiting	

UGLG:	CITY OF PILOT POINT					
Grant Year:	2017					
Project:	0024 - FFY17 CDBG			Objective:	Create suitable living environments	
IDIS Activity:	2382 - 17-CDBG-02 City of Pilot Point			Outcome:	Availability/accessibility	
Status:	Completed 09/30/2020			Matrix Code:	Fire Station/Equipment (030)	
Location:	, -			National Objective:	LMA	
Initial Funding Date:	12/07/2018			Description:		
Financing:				Fire Truck Acquisition		
Funded Amount:	\$170,000.00					
Net Drawn:	\$170,000.00					
Balance:	\$0.00					
Proposed Accomplishments:						
People (General) :	68					
Total Population in Service Area:	68					
Census Tract Percent Low / Mod:	55.80					
Actual Accomplishments:						
Number assisted:						
	Owner		Renter		Total	
	Total	Hispanic	Total	Hispanic	Total	Hispanic Person

White:	0	0	0	0	0	0	0
Black/African American:	0	0	0	0	0	0	0
Asian:	0	0	0	0	0	0	0
American Indian/Alaskan Native:	0	0	0	0	0	0	0
Native Hawaiian/Other Pacific Islander:	0	0	0	0	0	0	0
American Indian/Alaskan Native & White:	0	0	0	0	0	0	0
Asian White:	0	0	0	0	0	0	0
Black/African American & White:	0	0	0	0	0	0	0
American Indian/Alaskan Native & Black/African American:	0	0	0	0	0	0	0
Other multi-racial:	0	0	0	0	0	0	0
Asian/Pacific Islander:	0	0	0	0	0	0	0
Hispanic:	0	0	0	0	0	0	0
Total:	0	0	0	0	0	0	0
Female-headed Households:	0		0		0		

## Income Category:

	Owner	Renter	Total	Person
Extremely Low	0	0	0	0
Low Mod	0	0	0	0
Moderate	0	0	0	0
Non Low Moderate	0	0	0	0
Total	0	0	0	0
Percent Low/Mod	0.0%	0.0%	0.0%	0.0%

## Annual Accomplishments      Accomplishment Narrative

Year      # Benefiting

2017      0Purchased Fire Truck.

UGLG:	City of Chignik						
Grant Year:	2017						
Project:	0024 - FFY17 CDBG	Objective:	Create suitable living environments				
IDIS Activity:	2384 - 17-CDBG-03 City of Chignik	Outcome:	Availability/accessibility				
Status:	Completed 12/15/2020	Matrix Code:	Street Improvements (03K)				
Location:		National Objective:	LMA				
	, -						
Initial Funding Date:	12/07/2018	Description:					
Financing:		Chignik Dam Access Trail will address sustainable and affordable utilities to the community of Chignik by providing safe clean drinking water for the community.					
Funded Amount:	\$548,344.00	Without this trail necessary work on the dam and pipes will not be possible.					
Net Drawn:	\$548,344.00	This trail will allow for cars, trucks, and ATVs to have safe access to the entire pipeline for needed repairs.					
Balance:	\$0.00						
Proposed Accomplishments:							
People (General) :	91						
Total Population in Service Area:	91						
Census Tract Percent Low / Mod:	60.40						
Actual Accomplishments:							
Number assisted:							
			Owner	Renter	Total		
			Total	Hispanic	Total	Hispanic	Person



White:	0	0	0	0	0	0	0
Black/African American:	0	0	0	0	0	0	0
Asian:	0	0	0	0	0	0	0
American Indian/Alaskan Native:	0	0	0	0	0	0	0
Native Hawaiian/Other Pacific Islander:	0	0	0	0	0	0	0
American Indian/Alaskan Native & White:	0	0	0	0	0	0	0
Asian White:	0	0	0	0	0	0	0
Black/African American & White:	0	0	0	0	0	0	0
American Indian/Alaskan Native & Black/African American:	0	0	0	0	0	0	0
Other multi-racial:	0	0	0	0	0	0	0
Asian/Pacific Islander:	0	0	0	0	0	0	0
Hispanic:	0	0	0	0	0	0	0
Total:	0	0	0	0	0	0	0
Female-headed Households:	0		0		0		

## Income Category:

	Owner	Renter	Total	Person
Extremely Low	0	0	0	0
Low Mod	0	0	0	0
Moderate	0	0	0	0
Non Low Moderate	0	0	0	0
Total	0	0	0	0
Percent Low/Mod	0.0%	0.0%	0.0%	0.0%

Annual Accomplishments	Accomplishment Narrative
Year	# Benefiting
2017	0Constructed the Chignik access dam trail.

UGLG:	City of Fairbanks						
Grant Year:	2017						
Project:	0024 - FFY17 CDBG	Objective:	Create suitable living environments				
IDIS Activity:	2385 - 17-CDBG-05 City of Fairbanks	Outcome:	Availability/accessibility				
Status:	Completed 10/15/2020	Matrix Code:	Fire Station/Equipment (030)				
Location:		National Objective:	LMA				
	, -						
Initial Funding Date:	12/07/2018	Description:					
Financing:		Aerial Platform Truck Purchase					
Funded Amount:	\$204,659.00						
Net Drawn:	\$204,659.00						
Balance:	\$0.00						
Proposed Accomplishments:							
People (General) :	19,100						
Total Population in Service Area:	19,100						
Census Tract Percent Low / Mod:	61.00						
Actual Accomplishments:							
Number assisted:							
	Owner		Renter		Total		
	Total	Hispanic	Total	Hispanic	Total	Hispanic	Person

White:	0	0	0	0	0	0	0
Black/African American:	0	0	0	0	0	0	0
Asian:	0	0	0	0	0	0	0
American Indian/Alaskan Native:	0	0	0	0	0	0	0
Native Hawaiian/Other Pacific Islander:	0	0	0	0	0	0	0
American Indian/Alaskan Native & White:	0	0	0	0	0	0	0
Asian White:	0	0	0	0	0	0	0
Black/African American & White:	0	0	0	0	0	0	0
American Indian/Alaskan Native & Black/African American:	0	0	0	0	0	0	0
Other multi-racial:	0	0	0	0	0	0	0
Asian/Pacific Islander:	0	0	0	0	0	0	0
Hispanic:	0	0	0	0	0	0	0
Total:	0	0	0	0	0	0	0
Female-headed Households:	0		0		0		

## Income Category:

	Owner	Renter	Total	Person
Extremely Low	0	0	0	0
Low Mod	0	0	0	0
Moderate	0	0	0	0
Non Low Moderate	0	0	0	0
Total	0	0	0	0
Percent Low/Mod	0.0%	0.0%	0.0%	0.0%

Annual Accomplishments	Accomplishment Narrative
Year	# Benefiting
2017	0Purchased an Aerial Platform Fire Truck

UGLG:	OUZINKIE											
Grant Year:	2017											
Project:	0024 - FFY17 CDBG	Objective:	Create suitable living environments									
IDIS Activity:	2400 - 17-CDBG-01 City of Ouzinkie	Outcome:	Availability/accessibility									
Status:	Completed 10/31/2020	Matrix Code:	Water/Sewer Improvements (03J)									
Location:												
	, -											
Initial Funding Date:	05/01/2019	Description:										
Financing:		Water transmission line replacement										
Funded Amount:	\$677,117.00											
Net Drawn:	\$677,117.00											
Balance:	\$0.00											
Proposed Accomplishments:												
People (General) :	161											
Total Population in Service Area:	161											
Census Tract Percent Low / Mod:	56.50											
Actual Accomplishments:												
Number assisted:												
		Owner		Renter		Total						
		Total	Hispanic	Total	Hispanic	Total	Hispanic Person					

White:	0	0	0	0	0	0	0
Black/African American:	0	0	0	0	0	0	0
Asian:	0	0	0	0	0	0	0
American Indian/Alaskan Native:	0	0	0	0	0	0	0
Native Hawaiian/Other Pacific Islander:	0	0	0	0	0	0	0
American Indian/Alaskan Native & White:	0	0	0	0	0	0	0
Asian White:	0	0	0	0	0	0	0
Black/African American & White:	0	0	0	0	0	0	0
American Indian/Alaskan Native & Black/African American:	0	0	0	0	0	0	0
Other multi-racial:	0	0	0	0	0	0	0
Asian/Pacific Islander:	0	0	0	0	0	0	0
Hispanic:	0	0	0	0	0	0	0
Total:	0	0	0	0	0	0	0
Female-headed Households:	0		0		0		

## Income Category:

	Owner	Renter	Total	Person
Extremely Low	0	0	0	0
Low Mod	0	0	0	0
Moderate	0	0	0	0
Non Low Moderate	0	0	0	0
Total	0	0	0	0
Percent Low/Mod	0.0%	0.0%	0.0%	0.0%

## Annual Accomplishments

## Accomplishment Narrative

Year # Benefiting

2017 0Completed water transmission line replacement

UGLG: HUGHES

Grant Year: 2018

Project: 0009 - FFY 19 CDBG

Objective: Create suitable living environments

IDIS Activity: 2405 - 18-CDBG-06 City of Hughes

Outcome: Availability/accessibility

Status: Completed 09/30/2020

Matrix Code: Other Public Improvements Not Listed in 03A-03S (03Z)

Location:

National Objective: LMA

Initial Funding Date: 05/23/2019

Description:

Financing:

Expand Hughes existing tank farm by purchasing and installing double walled fuel tanks for diesel and gasoline.

Funded Amount: \$817,794.00

Net Drawn: \$817,794.00

Balance: \$0.00

Proposed Accomplishments:

People (General) : 77

Total Population in Service Area: 77

Census Tract Percent Low / Mod: 57.10

Actual Accomplishments:

Number assisted:

Owner		Renter		Total		Person
Total	Hispanic	Total	Hispanic	Total	Hispanic	

White:	0	0	0	0	0	0	0
Black/African American:	0	0	0	0	0	0	0
Asian:	0	0	0	0	0	0	0
American Indian/Alaskan Native:	0	0	0	0	0	0	0
Native Hawaiian/Other Pacific Islander:	0	0	0	0	0	0	0
American Indian/Alaskan Native & White:	0	0	0	0	0	0	0
Asian White:	0	0	0	0	0	0	0
Black/African American & White:	0	0	0	0	0	0	0
American Indian/Alaskan Native & Black/African American:	0	0	0	0	0	0	0
Other multi-racial:	0	0	0	0	0	0	0
Asian/Pacific Islander:	0	0	0	0	0	0	0
Hispanic:	0	0	0	0	0	0	0
Total:	0	0	0	0	0	0	0
Female-headed Households:	0		0		0		

Income Category:				
	Owner	Renter	Total	Person
Extremely Low	0	0	0	0
Low Mod	0	0	0	0
Moderate	0	0	0	0
Non Low Moderate	0	0	0	0
Total	0	0	0	0
Percent Low/Mod	0.0%	0.0%	0.0%	0.0%

Annual Accomplishments		Accomplishment Narrative
Year	# Benefiting	
2018		0Completed Bulk Fuel Storage Facility

UGLG:	City of Chefnak						
Grant Year:	2018						
Project:	0009 - FFY 19 CDBG	Objective:	Create suitable living environments				
IDIS Activity:	2412 - 18-CDBG-04 City of Chefnak	Outcome:	Availability/accessibility				
Status:	Open	Matrix Code:	Other Public Improvements Not Listed in 03A-03S (03Z)				
Location:		National Objective:	LMA				
Initial Funding Date:	06/26/2019	Description:					
Financing:		Construction-ready design documents of a Head Start Building					
Funded Amount:	\$167,088.00						
Net Drawn:	\$68,194.00						
Balance:	\$98,894.00						
Proposed Accomplishments:							
People (General) : 436							
Total Population in Service Area: 436							
Census Tract Percent Low / Mod: 56.40							
Actual Accomplishments:							
Number assisted:							
	Owner	Renter	Total				
	Total	Hispanic	Total	Hispanic	Total	Hispanic	Person



White:	0	0	0	0	0	0	0
Black/African American:	0	0	0	0	0	0	0
Asian:	0	0	0	0	0	0	0
American Indian/Alaskan Native:	0	0	0	0	0	0	0
Native Hawaiian/Other Pacific Islander:	0	0	0	0	0	0	0
American Indian/Alaskan Native & White:	0	0	0	0	0	0	0
Asian White:	0	0	0	0	0	0	0
Black/African American & White:	0	0	0	0	0	0	0
American Indian/Alaskan Native & Black/African American:	0	0	0	0	0	0	0
Other multi-racial:	0	0	0	0	0	0	0
Asian/Pacific Islander:	0	0	0	0	0	0	0
Hispanic:	0	0	0	0	0	0	0
Total:	0	0	0	0	0	0	0
Female-headed Households:	0		0		0		

## Income Category:

	Owner	Renter	Total	Person
Extremely Low	0	0	0	0
Low Mod	0	0	0	0
Moderate	0	0	0	0
Non Low Moderate	0	0	0	0
Total	0	0	0	0
Percent Low/Mod	0.0%	0.0%	0.0%	0.0%

Annual Accomplishments	Accomplishment Narrative
Year	# Benefiting



White:	0	0	0	0	0	0	0
Black/African American:	0	0	0	0	0	0	0
Asian:	0	0	0	0	0	0	0
American Indian/Alaskan Native:	0	0	0	0	0	0	0
Native Hawaiian/Other Pacific Islander:	0	0	0	0	0	0	0
American Indian/Alaskan Native & White:	0	0	0	0	0	0	0
Asian White:	0	0	0	0	0	0	0
Black/African American & White:	0	0	0	0	0	0	0
American Indian/Alaskan Native & Black/African American:	0	0	0	0	0	0	0
Other multi-racial:	0	0	0	0	0	0	0
Asian/Pacific Islander:	0	0	0	0	0	0	0
Hispanic:	0	0	0	0	0	0	0
Total:	0	0	0	0	0	0	0
Female-headed Households:	0		0		0		

## Income Category:

	Owner	Renter	Total	Person
Extremely Low	0	0	0	0
Low Mod	0	0	0	0
Moderate	0	0	0	0
Non Low Moderate	0	0	0	0
Total	0	0	0	0
Percent Low/Mod	0.0%	0.0%	0.0%	0.0%

## Annual Accomplishments

## Accomplishment Narrative

Year # Benefiting

2018 0Purchased a pumper/tanker for Funny River Fire Station #5

UGLG:

Grant Year: 2018

Project: 0009 - FFY 19 CDBG

Objective:

IDIS Activity: 2415 - 18-CDBG-07 City of Napakiak

Outcome:

Status: Completed 09/30/2020

Matrix Code: Planning (20)

Location:

National Objective:

, -

Initial Funding Date: 06/27/2019

Description:

Financing:

Land Use Planning to include terrain analysis, geophysical screening, and geophysical investigations to identify a location to relocate the community.

Funded Amount: \$537,188.00

Net Drawn: \$537,188.00

Balance: \$0.00

Proposed Accomplishments:

: 0

Total Population in Service Area: 0

Census Tract Percent Low / Mod: 0.00

Actual Accomplishments:

Number assisted:

Owner		Renter		Total		
Total	Hispanic	Total	Hispanic	Total	Hispanic	Person

White:	0	0	0	0	0	0	0
Black/African American:	0	0	0	0	0	0	0
Asian:	0	0	0	0	0	0	0
American Indian/Alaskan Native:	0	0	0	0	0	0	0
Native Hawaiian/Other Pacific Islander:	0	0	0	0	0	0	0
American Indian/Alaskan Native & White:	0	0	0	0	0	0	0
Asian White:	0	0	0	0	0	0	0
Black/African American & White:	0	0	0	0	0	0	0
American Indian/Alaskan Native & Black/African American:	0	0	0	0	0	0	0
Other multi-racial:	0	0	0	0	0	0	0
Asian/Pacific Islander:	0	0	0	0	0	0	0
Hispanic:	0	0	0	0	0	0	0
Total:	0	0	0	0	0	0	0
Female-headed Households:	0		0		0		

## Income Category:

	Owner	Renter	Total	Person
Extremely Low	0	0	0	0
Low Mod	0	0	0	0
Moderate	0	0	0	0
Non Low Moderate	0	0	0	0
Total	0	0	0	0
Percent Low/Mod	0.0%	0.0%	0.0%	0.0%

Annual Accomplishments	Accomplishment Narrative
Year	# Benefiting

UGLG:	Wrangell, City of				
Grant Year:	2018				
Project:	0009 - FFY 19 CDBG		Objective:	Create suitable living environments	
IDIS Activity:	2419 - 18-CDBG-02 City and Borough of Wrangell		Outcome:	Availability/accessibility	
Status:	Completed 06/18/2021		Matrix Code:	Fire Station/Equipment (03O)	
Location:	, -		National Objective:	LMA	
Initial Funding Date:	08/01/2019		Description:		
Financing:			Fire Truck Acquisition		
Funded Amount:	\$337,500.00				
Net Drawn:	\$337,500.00				
Balance:	\$0.00				
Proposed Accomplishments:					
People (General) :	2,369				
Total Population in Service Area:	2,369				
Census Tract Percent Low / Mod:	52.80				
Actual Accomplishments:					
Number assisted:					
	Owner		Renter		Total
	Total	Hispanic	Total	Hispanic	Total
					Hispanic Person

White:	0	0	0	0	0	0	0
Black/African American:	0	0	0	0	0	0	0
Asian:	0	0	0	0	0	0	0
American Indian/Alaskan Native:	0	0	0	0	0	0	0
Native Hawaiian/Other Pacific Islander:	0	0	0	0	0	0	0
American Indian/Alaskan Native & White:	0	0	0	0	0	0	0
Asian White:	0	0	0	0	0	0	0
Black/African American & White:	0	0	0	0	0	0	0
American Indian/Alaskan Native & Black/African American:	0	0	0	0	0	0	0
Other multi-racial:	0	0	0	0	0	0	0
Asian/Pacific Islander:	0	0	0	0	0	0	0
Hispanic:	0	0	0	0	0	0	0
Total:	0	0	0	0	0	0	0
Female-headed Households:	0		0		0		

## Income Category:

	Owner	Renter	Total	Person
Extremely Low	0	0	0	0
Low Mod	0	0	0	0
Moderate	0	0	0	0
Non Low Moderate	0	0	0	0
Total	0	0	0	0
Percent Low/Mod	0.0%	0.0%	0.0%	0.0%

## Annual Accomplishments

## Accomplishment Narrative

Year # Benefiting

2018 0Completed acquisition of fire truck for the community.

Total Funded Amount: \$5,150,513.79

Total Drawn : \$5,032,009.82

Total Balance: \$118,503.97

U.S. Department of Housing and Urban Development  
Office of Community Planning and Development  
Integrated Disbursement and Information System  
State of Alaska  
Performance and Evaluation Report  
For Grant Year 2020  
As of 11/16/2021  
Grant Number B20DC020001

DATE: 11-16-21  
TIME: 14:17  
PAGE: 1

Part I: Financial Status

A. Sources of State CDBG Funds

1)	State Allocation	\$3,160,071.00
2)	Program Income	
3)	Program income receipted in IDIS	\$0.00
3 a)	Program income receipted from Section 108 Projects (for SI type)	\$0.00
4)	Adjustment to compute total program income	\$0.00
5)	Total program income (sum of lines 3 and 4)	\$0.00
6)	Section 108 Loan Funds	\$0.00
7)	Total State CDBG Resources (sum of lines 1,5 and 6)	\$3,160,071.00

B. State CDBG Resources by Use

8)	State Allocation	
9)	Obligated to recipients	\$1,071,491.00
10)	Adjustment to compute total obligated to recipients	\$0.00
11)	Total obligated to recipients (sum of lines 9 and 10)	\$1,071,491.00
12)	Set aside for State Administration	\$163,201.00
13)	Adjustment to compute total set aside for State Administration	\$0.00
14)	Total set aside for State Administration (sum of lines 12 and 13)	\$163,201.00
15)	Set aside for Technical Assistance	\$31,601.00
16)	Adjustment to compute total set aside for Technical Assistance	\$0.00
17)	Total set aside for Technical Assistance (sum of lines 15 and 16)	\$31,601.00
18)	State funds set aside for State Administration match	\$63,201.00



U.S. Department of Housing and Urban Development  
Office of Community Planning and Development  
Integrated Disbursement and Information System  
State of Alaska  
Performance and Evaluation Report  
For Grant Year 2020  
As of 11/16/2021  
Grant Number B20DC020001

DATE: 11-16-21  
TIME: 14:17  
PAGE: 2

19)	Program Income	
20)	Returned to the state and redistributed	
20 a)	Section 108 program income expended for the Section 108 repayment	
21)	Adjustment to compute total redistributed	\$0.00
22)	Total redistributed (sum of lines 20 and 21)	\$0.00
23)	Returned to the state and not yet redistributed	\$0.00
23 a)	Section 108 program income not yet disbursed	\$0.00
24)	Adjustment to compute total not yet redistributed	\$0.00
25)	Total not yet redistributed (sum of lines 23 and 24)	\$0.00
26)	Retained by recipients	\$0.00
27)	Adjustment to compute total retained	\$0.00
28)	Total retained (sum of lines 26 and 27)	\$0.00

C. Expenditures of State CDBG Resources

29)	Drawn for State Administration	\$0.00
30)	Adjustment to amount drawn for State Administration	\$0.00
31)	Total drawn for State Administration	\$0.00
32)	Drawn for Technical Assistance	\$0.00
33)	Adjustment to amount drawn for Technical Assistance	\$0.00
34)	Total drawn for Technical Assistance	\$0.00
35)	Drawn for Section 108 Repayments	\$0.00
36)	Adjustment to amount drawn for Section 108 Repayments	\$0.00
37)	Total drawn for Section 108 Repayments	\$0.00
38)	Drawn for all other activities	\$1,765.30
39)	Adjustment to amount drawn for all other activities	\$0.00
40)	Total drawn for all other activities	\$1,765.30

U.S. Department of Housing and Urban Development  
Office of Community Planning and Development  
Integrated Disbursement and Information System  
State of Alaska  
Performance and Evaluation Report  
For Grant Year 2020  
As of 11/16/2021  
Grant Number B20DC020001

DATE: 11-16-21  
TIME: 14:17  
PAGE: 3

D. Compliance with Public Service (PS) Cap

41)	Disbursed in IDIS for PS	\$0.00
42)	Adjustment to compute total disbursed for PS	\$0.00
43)	Total disbursed for PS (sum of lines 41 and 42)	\$0.00
44)	Amount subject to PS cap	
45)	State Allocation (line 1)	\$3,160,071.00
46)	Program Income Received (line 5)	\$0.00
47)	Adjustment to compute total subject to PS cap	\$0.00
48)	Total subject to PS cap (sum of lines 45-47)	\$3,160,071.00
49)	Percent of funds disbursed to date for PS (line 43 / line 48)	0.00%

E. Compliance with Planning and Administration (P/A) Cap

50)	Disbursed in IDIS for P/A from all fund types - Combined	\$1,765.30
51)	Adjustment to compute total disbursed for P/A	\$0.00
52)	Total disbursed for P/A (sum of lines 50 and 51)	\$1,765.30
53)	Amount subject to Combined Expenditure P/A cap	
54)	State Allocation (line 1)	\$3,160,071.00
55)	Program Income Received (line 5)	\$0.00
56)	Adjustment to compute total subject to P/A cap	\$0.00
57)	Total subject to P/A cap (sum of lines 54-56)	\$3,160,071.00
58)	Percent of funds disbursed to date for P/A (line 52 / line 57) Combined Cap	0.06%
59)	Disbursed in IDIS for P/A from Annual Grant Only	\$1,765.30
60)	Amount subject the Annual Grant P/A cap	
61)	State Allocation	\$3,160,071.00
62)	Percent of funds disbursed to date for P/A (line 59 / line 61) Annual Grant Cap	0.06%

U.S. Department of Housing and Urban Development  
Office of Community Planning and Development  
Integrated Disbursement and Information System  
State of Alaska  
Performance and Evaluation Report  
For Grant Year 2020  
As of 11/16/2021  
Grant Number B20DC020001

DATE: 11-16-21  
TIME: 14:17  
PAGE: 4

Part II: Compliance with Overall Low and Moderate Income Benefit

63) Period specified for benefit: grant years 2021 – 2022

64) Final PER for compliance with the overall benefit test: [ No ]

	Grant Year	2021	2022	Total
65) Benefit LMI persons and households (1)		0.00	0.00	0.00
66) Benefit LMI, 108 activities		0.00	0.00	0.00
67) Benefit LMI, other adjustments		0.00	0.00	0.00
68) Total, Benefit LMI (sum of lines 65-67)		0.00	0.00	0.00
69) Prevent/Eliminate Slum/Blight		0.00	0.00	0.00
70) Prevent Slum/Blight, 108 activities		0.00	0.00	0.00
71) Total, Prevent Slum/Blight (sum of lines 69 and 70)		0.00	0.00	0.00
72) Meet Urgent Community Development Needs		0.00	0.00	0.00
73) Meet Urgent Needs, 108 activities		0.00	0.00	0.00
74) Total, Meet Urgent Needs (sum of lines 72 and 73)		0.00	0.00	0.00
75) Acquisition, New Construction, Rehab/Special Areas noncountable		0.00	0.00	0.00
76) Total disbursements subject to overall LMI benefit (sum of lines 68, 71, 74, and 75)		0.00	0.00	0.00
77) Low and moderate income benefit (line 68 / line 76)		0.00	0.00	0.00
78) Other Disbursements		1.00	1.00	2.00
79) State Administration		0.00	0.00	0.00
80) Technical Assistance		0.00	0.00	0.00
81) Local Administration		0.00	0.00	0.00
82) Section 108 repayments		0.00	0.00	0.00

U.S. Department of Housing and Urban Development  
Office of Community Planning and Development  
Integrated Disbursement and Information System  
State of Alaska  
Performance and Evaluation Report  
For Grant Year 2020  
As of 11/16/2021  
Grant Number B20DC020001

DATE: 11-16-21  
TIME: 14:17  
PAGE: 1

Part I: Financial Status

A. Sources of State CDBG Funds

1)	State Allocation	\$3,160,071.00
2)	Program Income	
3)	Program income receipted in IDIS	\$0.00
3 a)	Program income receipted from Section 108 Projects (for SI type)	\$0.00
4)	Adjustment to compute total program income	\$0.00
5)	Total program income (sum of lines 3 and 4)	\$0.00
6)	Section 108 Loan Funds	\$0.00
7)	Total State CDBG Resources (sum of lines 1,5 and 6)	\$3,160,071.00

B. State CDBG Resources by Use

8)	State Allocation	
9)	Obligated to recipients	\$1,071,491.00
10)	Adjustment to compute total obligated to recipients	\$0.00
11)	Total obligated to recipients (sum of lines 9 and 10)	\$1,071,491.00
12)	Set aside for State Administration	\$163,201.00
13)	Adjustment to compute total set aside for State Administration	\$0.00
14)	Total set aside for State Administration (sum of lines 12 and 13)	\$163,201.00
15)	Set aside for Technical Assistance	\$31,601.00
16)	Adjustment to compute total set aside for Technical Assistance	\$0.00
17)	Total set aside for Technical Assistance (sum of lines 15 and 16)	\$31,601.00
18)	State funds set aside for State Administration match	\$63,201.00

U.S. Department of Housing and Urban Development  
Office of Community Planning and Development  
Integrated Disbursement and Information System  
State of Alaska  
Performance and Evaluation Report  
For Grant Year 2020  
As of 11/16/2021  
Grant Number B20DC020001

DATE: 11-16-21  
TIME: 14:17  
PAGE: 2

19)	Program Income	
20)	Returned to the state and redistributed	
20 a)	Section 108 program income expended for the Section 108 repayment	
21)	Adjustment to compute total redistributed	\$0.00
22)	Total redistributed (sum of lines 20 and 21)	\$0.00
23)	Returned to the state and not yet redistributed	\$0.00
23 a)	Section 108 program income not yet disbursed	\$0.00
24)	Adjustment to compute total not yet redistributed	\$0.00
25)	Total not yet redistributed (sum of lines 23 and 24)	\$0.00
26)	Retained by recipients	\$0.00
27)	Adjustment to compute total retained	\$0.00
28)	Total retained (sum of lines 26 and 27)	\$0.00

C. Expenditures of State CDBG Resources

29)	Drawn for State Administration	\$0.00
30)	Adjustment to amount drawn for State Administration	\$0.00
31)	Total drawn for State Administration	\$0.00
32)	Drawn for Technical Assistance	\$0.00
33)	Adjustment to amount drawn for Technical Assistance	\$0.00
34)	Total drawn for Technical Assistance	\$0.00
35)	Drawn for Section 108 Repayments	\$0.00
36)	Adjustment to amount drawn for Section 108 Repayments	\$0.00
37)	Total drawn for Section 108 Repayments	\$0.00
38)	Drawn for all other activities	\$1,765.30
39)	Adjustment to amount drawn for all other activities	\$0.00
40)	Total drawn for all other activities	\$1,765.30

U.S. Department of Housing and Urban Development  
Office of Community Planning and Development  
Integrated Disbursement and Information System  
State of Alaska  
Performance and Evaluation Report  
For Grant Year 2020  
As of 11/16/2021  
Grant Number B20DC020001

DATE: 11-16-21  
TIME: 14:17  
PAGE: 3

D. Compliance with Public Service (PS) Cap

41)	Disbursed in IDIS for PS	\$0.00
42)	Adjustment to compute total disbursed for PS	\$0.00
43)	Total disbursed for PS (sum of lines 41 and 42)	\$0.00
44)	Amount subject to PS cap	
45)	State Allocation (line 1)	\$3,160,071.00
46)	Program Income Received (line 5)	\$0.00
47)	Adjustment to compute total subject to PS cap	\$0.00
48)	Total subject to PS cap (sum of lines 45-47)	\$3,160,071.00
49)	Percent of funds disbursed to date for PS (line 43 / line 48)	0.00%

E. Compliance with Planning and Administration (P/A) Cap

50)	Disbursed in IDIS for P/A from all fund types - Combined	\$1,765.30
51)	Adjustment to compute total disbursed for P/A	\$0.00
52)	Total disbursed for P/A (sum of lines 50 and 51)	\$1,765.30
53)	Amount subject to Combined Expenditure P/A cap	
54)	State Allocation (line 1)	\$3,160,071.00
55)	Program Income Received (line 5)	\$0.00
56)	Adjustment to compute total subject to P/A cap	\$0.00
57)	Total subject to P/A cap (sum of lines 54-56)	\$3,160,071.00
58)	Percent of funds disbursed to date for P/A (line 52 / line 57) Combined Cap	0.06%
59)	Disbursed in IDIS for P/A from Annual Grant Only	\$1,765.30
60)	Amount subject the Annual Grant P/A cap	
61)	State Allocation	\$3,160,071.00
62)	Percent of funds disbursed to date for P/A (line 59 / line 61) Annual Grant Cap	0.06%

U.S. Department of Housing and Urban Development  
Office of Community Planning and Development  
Integrated Disbursement and Information System  
State of Alaska  
Performance and Evaluation Report  
For Grant Year 2020  
As of 11/16/2021  
Grant Number B20DC020001

DATE: 11-16-21  
TIME: 14:17  
PAGE: 4

Part II: Compliance with Overall Low and Moderate Income Benefit

63) Period specified for benefit: grant years 2021 – 2022

64) Final PER for compliance with the overall benefit test: [ No ]

	Grant Year	2021	2022	Total
65) Benefit LMI persons and households (1)		0.00	0.00	0.00
66) Benefit LMI, 108 activities		0.00	0.00	0.00
67) Benefit LMI, other adjustments		0.00	0.00	0.00
68) Total, Benefit LMI (sum of lines 65-67)		0.00	0.00	0.00
69) Prevent/Eliminate Slum/Blight		0.00	0.00	0.00
70) Prevent Slum/Blight, 108 activities		0.00	0.00	0.00
71) Total, Prevent Slum/Blight (sum of lines 69 and 70)		0.00	0.00	0.00
72) Meet Urgent Community Development Needs		0.00	0.00	0.00
73) Meet Urgent Needs, 108 activities		0.00	0.00	0.00
74) Total, Meet Urgent Needs (sum of lines 72 and 73)		0.00	0.00	0.00
75) Acquisition, New Construction, Rehab/Special Areas noncountable		0.00	0.00	0.00
76) Total disbursements subject to overall LMI benefit (sum of lines 68, 71, 74, and 75)		0.00	0.00	0.00
77) Low and moderate income benefit (line 68 / line 76)		0.00	0.00	0.00
78) Other Disbursements		1.00	1.00	2.00
79) State Administration		0.00	0.00	0.00
80) Technical Assistance		0.00	0.00	0.00
81) Local Administration		0.00	0.00	0.00
82) Section 108 repayments		0.00	0.00	0.00

## **APPENDIX D**

**PR-03 – BOSMAC 2018**

**PR-03 – BOSMAC 2019**

**PR-03 – BOSMAC 2020**





U.S. Department of Housing and Urban Development  
Office of Community Planning and Development  
Integrated Disbursement and Information System  
CDBG Activity Summary Report (GPR) for Program Year 2018  
ALASKA

Date: 10-Sep-2021  
Time: 16:00  
Page: 1

**PGM Year:** 2013  
**Project:** 0004 - FFY 13 CDBG  
**IDIS Activity:** 2119 - FFY 2013 1% Technical Assistance

**Status:** Completed 8/31/2018 12:00:00 AM  
**Location:** ,

**Objective:**  
**Outcome:**  
**Matrix Code:** State Administration (21J) **National Objective:**

**Activity to prevent, prepare for, and respond to Coronavirus:** No

**Initial Funding Date:** 08/18/2014

**Description:**

**Financing**

	Fund Type	Grant Year	Grant	Funded Amount	Drawn In Program Year	Drawn Thru Program Year
CDBG	EN	Pre-2015		\$24,405.00	\$0.00	\$0.00
		2014	B14DC020001		\$0.00	\$24,405.00
<b>Total</b>	<b>Total</b>			<b>\$24,405.00</b>	<b>\$0.00</b>	<b>\$24,405.00</b>

**Proposed Accomplishments**

**Actual Accomplishments**

*Number assisted:*

	<b>Owner</b>		<b>Renter</b>		<b>Total</b>		<b>Person</b>	
	Total	Hispanic	Total	Hispanic	Total	Hispanic	Total	Hispanic
White:					0	0		
Black/African American:					0	0		
Asian:					0	0		
American Indian/Alaskan Native:					0	0		
Native Hawaiian/Other Pacific Islander:					0	0		
American Indian/Alaskan Native & White:					0	0		
Asian White:					0	0		
Black/African American & White:					0	0		
American Indian/Alaskan Native & Black/African American:					0	0		
Other multi-racial:					0	0		
Asian/Pacific Islander:					0	0		
Hispanic:					0	0		
<b>Total:</b>	<b>0</b>	<b>0</b>	<b>0</b>	<b>0</b>	<b>0</b>	<b>0</b>	<b>0</b>	<b>0</b>
Female-headed Households:					0			



U.S. Department of Housing and Urban Development  
Office of Community Planning and Development  
Integrated Disbursement and Information System  
CDBG Activity Summary Report (GPR) for Program Year 2018  
ALASKA

Date: 10-Sep-2021

Time: 16:00

Page: 2

*Income Category:*

	Owner	Renter	Total	Person
Extremely Low			0	
Low Mod			0	
Moderate			0	
Non Low Moderate			0	
Total	0	0	0	0
Percent Low/Mod				

**Annual Accomplishments**

No data returned for this view. This might be because the applied filter excludes all data.



U.S. Department of Housing and Urban Development  
Office of Community Planning and Development  
Integrated Disbursement and Information System  
CDBG Activity Summary Report (GPR) for Program Year 2018  
ALASKA

Date: 10-Sep-2021

Time: 16:00

Page: 3

**PGM Year:** 2013  
**Project:** 0004 - FFY 13 CDBG  
**IDIS Activity:** 2120 - FFY 13 State Administration  
**Status:** Completed 8/31/2018 12:00:00 AM  
**Location:** ,

**Objective:**

**Outcome:**

**Matrix Code:** State Administration (21J)

**National Objective:**

**Activity to prevent, prepare for, and respond to Coronavirus:** No

**Initial Funding Date:** 08/18/2014

**Description:**

**Financing**

	Fund Type	Grant Year	Grant	Funded Amount	Drawn In Program Year	Drawn Thru Program Year
CDBG	EN	Pre-2015		\$148,810.00	\$0.00	\$0.00
		2011	B11DC020001		\$0.00	\$42,115.40
		2012	B12DC020001		\$0.00	\$77,983.30
		2013	B13DC020001		\$0.00	\$28,711.30
<b>Total</b>	<b>Total</b>			<b>\$148,810.00</b>	<b>\$0.00</b>	<b>\$148,810.00</b>

**Proposed Accomplishments**

**Actual Accomplishments**

Number assisted:	Owner		Renter		Total		Person	
	Total	Hispanic	Total	Hispanic	Total	Hispanic	Total	Hispanic
White:					0	0		
Black/African American:					0	0		
Asian:					0	0		
American Indian/Alaskan Native:					0	0		
Native Hawaiian/Other Pacific Islander:					0	0		
American Indian/Alaskan Native & White:					0	0		
Asian White:					0	0		
Black/African American & White:					0	0		
American Indian/Alaskan Native & Black/African American:					0	0		
Other multi-racial:					0	0		
Asian/Pacific Islander:					0	0		
Hispanic:					0	0		
<b>Total:</b>	<b>0</b>	<b>0</b>	<b>0</b>	<b>0</b>	<b>0</b>	<b>0</b>	<b>0</b>	<b>0</b>



U.S. Department of Housing and Urban Development  
Office of Community Planning and Development  
Integrated Disbursement and Information System  
CDBG Activity Summary Report (GPR) for Program Year 2018  
ALASKA

Date: 10-Sep-2021  
Time: 16:00  
Page: 4

Female-headed Households:

0

*Income Category:*

	Owner	Renter	Total	Person
Extremely Low			0	
Low Mod			0	
Moderate			0	
Non Low Moderate			0	
Total	0	0	0	0
Percent Low/Mod				

**Annual Accomplishments**

No data returned for this view. This might be because the applied filter excludes all data.



U.S. Department of Housing and Urban Development  
Office of Community Planning and Development  
Integrated Disbursement and Information System  
CDBG Activity Summary Report (GPR) for Program Year 2018  
ALASKA

Date: 10-Sep-2021  
Time: 16:00  
Page: 5

**PGM Year:** 2014  
**Project:** 0020 - FFY 14 CDBG  
**IDIS Activity:** 2174 - FFY 2014 1% Technical Assistance  
**Status:** Completed 12/31/2020 12:00:00 AM  
**Location:** ,  
**Objective:**  
**Outcome:**  
**Matrix Code:** State Administration (21J)  
**National Objective:**

**Activity to prevent, prepare for, and respond to Coronavirus:** No

**Initial Funding Date:** 06/15/2015

**Description:**

**Financing**

	Fund Type	Grant Year	Grant	Funded Amount	Drawn In Program Year	Drawn Thru Program Year
CDBG	EN	Pre-2015		\$24,190.00	\$0.00	\$0.00
		2013	B13DC020001		\$0.00	\$449.69
		2014	B14DC020001		\$11,856.24	\$23,740.31
<b>Total</b>	<b>Total</b>			<b>\$24,190.00</b>	<b>\$11,856.24</b>	<b>\$24,190.00</b>

**Proposed Accomplishments**

**Actual Accomplishments**

Number assisted:	Owner		Renter		Total		Person	
	Total	Hispanic	Total	Hispanic	Total	Hispanic	Total	Hispanic
White:					0	0		
Black/African American:					0	0		
Asian:					0	0		
American Indian/Alaskan Native:					0	0		
Native Hawaiian/Other Pacific Islander:					0	0		
American Indian/Alaskan Native & White:					0	0		
Asian White:					0	0		
Black/African American & White:					0	0		
American Indian/Alaskan Native & Black/African American:					0	0		
Other multi-racial:					0	0		
Asian/Pacific Islander:					0	0		
Hispanic:					0	0		
<b>Total:</b>	<b>0</b>	<b>0</b>	<b>0</b>	<b>0</b>	<b>0</b>	<b>0</b>	<b>0</b>	<b>0</b>



U.S. Department of Housing and Urban Development  
Office of Community Planning and Development  
Integrated Disbursement and Information System  
CDBG Activity Summary Report (GPR) for Program Year 2018  
ALASKA

Date: 10-Sep-2021

Time: 16:00

Page: 6

Female-headed Households:

0

*Income Category:*

	Owner	Renter	Total	Person
Extremely Low			0	
Low Mod			0	
Moderate			0	
Non Low Moderate			0	
Total	0	0	0	0
Percent Low/Mod				

**Annual Accomplishments**

No data returned for this view. This might be because the applied filter excludes all data.



U.S. Department of Housing and Urban Development  
Office of Community Planning and Development  
Integrated Disbursement and Information System  
CDBG Activity Summary Report (GPR) for Program Year 2018  
ALASKA

Date: 10-Sep-2021  
Time: 16:00  
Page: 7

**PGM Year:** 2014  
**Project:** 0020 - FFY 14 CDBG  
**IDIS Activity:** 2175 - FFY 14 State Administration  
**Status:** Completed 12/31/2020 12:00:00 AM  
**Location:** ,  
**Objective:**  
**Outcome:**  
**Matrix Code:** State Administration (21J)  
**National Objective:**

**Activity to prevent, prepare for, and respond to Coronavirus:** No

**Initial Funding Date:** 06/15/2015

**Description:**

**Financing**

	Fund Type	Grant Year	Grant	Funded Amount	Drawn In Program Year	Drawn Thru Program Year
CDBG	EN	Pre-2015		\$148,379.00	\$0.00	\$0.00
		2013	B13DC020001		\$0.00	\$103,639.47
		2014	B14DC020001		\$0.00	\$44,739.53
<b>Total</b>	<b>Total</b>			<b>\$148,379.00</b>	<b>\$0.00</b>	<b>\$148,379.00</b>

**Proposed Accomplishments**

**Actual Accomplishments**

<i>Number assisted:</i>	<b>Owner</b>		<b>Renter</b>		<b>Total</b>		<b>Person</b>	
	Total	Hispanic	Total	Hispanic	Total	Hispanic	Total	Hispanic
White:					0	0		
Black/African American:					0	0		
Asian:					0	0		
American Indian/Alaskan Native:					0	0		
Native Hawaiian/Other Pacific Islander:					0	0		
American Indian/Alaskan Native & White:					0	0		
Asian White:					0	0		
Black/African American & White:					0	0		
American Indian/Alaskan Native & Black/African American:					0	0		
Other multi-racial:					0	0		
Asian/Pacific Islander:					0	0		
Hispanic:					0	0		
<b>Total:</b>	<b>0</b>	<b>0</b>	<b>0</b>	<b>0</b>	<b>0</b>	<b>0</b>	<b>0</b>	<b>0</b>



U.S. Department of Housing and Urban Development  
Office of Community Planning and Development  
Integrated Disbursement and Information System  
CDBG Activity Summary Report (GPR) for Program Year 2018  
ALASKA

Date: 10-Sep-2021

Time: 16:00

Page: 8

Female-headed Households:

0

*Income Category:*

	Owner	Renter	Total	Person
Extremely Low			0	
Low Mod			0	
Moderate			0	
Non Low Moderate			0	
Total	0	0	0	0
Percent Low/Mod				

**Annual Accomplishments**

No data returned for this view. This might be because the applied filter excludes all data.





U.S. Department of Housing and Urban Development  
Office of Community Planning and Development  
Integrated Disbursement and Information System  
CDBG Activity Summary Report (GPR) for Program Year 2018  
ALASKA

Date: 10-Sep-2021  
Time: 16:00  
Page: 9

**PGM Year:** 2015  
**Project:** 0007 - FFY 15 CDBG  
**IDIS Activity:** 2237 - FFY 15 State Administration  
**Status:** Completed 12/31/2020 12:00:00 AM  
**Location:** ,  
**Objective:**  
**Outcome:**  
**Matrix Code:** State Administration (21J) **National Objective:**

**Activity to prevent, prepare for, and respond to Coronavirus:** No

**Initial Funding Date:** 05/25/2016

**Description:**

FFY 15 State Administration

**Financing**

	Fund Type	Grant Year	Grant	Funded Amount	Drawn In Program Year	Drawn Thru Program Year
CDBG	EN	2015	B15DC020001	\$150,195.00	\$14,329.33	\$149,766.18
<b>Total</b>	<b>Total</b>			<b>\$150,195.00</b>	<b>\$14,329.33</b>	<b>\$149,766.18</b>

**Proposed Accomplishments**

**Actual Accomplishments**

*Number assisted:*

	Owner		Renter		Total		Person	
	Total	Hispanic	Total	Hispanic	Total	Hispanic	Total	Hispanic
White:					0	0		
Black/African American:					0	0		
Asian:					0	0		
American Indian/Alaskan Native:					0	0		
Native Hawaiian/Other Pacific Islander:					0	0		
American Indian/Alaskan Native & White:					0	0		
Asian White:					0	0		
Black/African American & White:					0	0		
American Indian/Alaskan Native & Black/African American:					0	0		
Other multi-racial:					0	0		
Asian/Pacific Islander:					0	0		
Hispanic:					0	0		
<b>Total:</b>	<b>0</b>	<b>0</b>	<b>0</b>	<b>0</b>	<b>0</b>	<b>0</b>	<b>0</b>	<b>0</b>
Female-headed Households:					0			



U.S. Department of Housing and Urban Development  
Office of Community Planning and Development  
Integrated Disbursement and Information System  
CDBG Activity Summary Report (GPR) for Program Year 2018  
ALASKA

Date: 10-Sep-2021

Time: 16:00

Page: 10

*Income Category:*

	Owner	Renter	Total	Person
Extremely Low			0	
Low Mod			0	
Moderate			0	
Non Low Moderate			0	
Total	0	0	0	0
Percent Low/Mod				

**Annual Accomplishments**

No data returned for this view. This might be because the applied filter excludes all data.



U.S. Department of Housing and Urban Development  
Office of Community Planning and Development  
Integrated Disbursement and Information System  
CDBG Activity Summary Report (GPR) for Program Year 2018  
ALASKA

Date: 10-Sep-2021  
Time: 16:00  
Page: 11

**PGM Year:** 2015  
**Project:** 0007 - FFY 15 CDBG  
**IDIS Activity:** 2238 - FFY 15 1% Technical Assistance  
**Status:** Completed 12/31/2020 12:00:00 AM  
**Location:** ,  
**Objective:**  
**Outcome:**  
**Matrix Code:** State Administration (21J)  
**National Objective:**

**Activity to prevent, prepare for, and respond to Coronavirus:** No

**Initial Funding Date:** 05/25/2016

**Description:**

FFY 15 1% Technical Assistance

**Financing**

	Fund Type	Grant Year	Grant	Funded Amount	Drawn In Program Year	Drawn Thru Program Year
CDBG	EN	2015	B15DC020001	\$25,098.00	\$492.77	\$24,988.16
<b>Total</b>	<b>Total</b>			<b>\$25,098.00</b>	<b>\$492.77</b>	<b>\$24,988.16</b>

**Proposed Accomplishments**

**Actual Accomplishments**

*Number assisted:*

	<b>Owner</b>		<b>Renter</b>		<b>Total</b>		<b>Person</b>	
	Total	Hispanic	Total	Hispanic	Total	Hispanic	Total	Hispanic
White:					0	0		
Black/African American:					0	0		
Asian:					0	0		
American Indian/Alaskan Native:					0	0		
Native Hawaiian/Other Pacific Islander:					0	0		
American Indian/Alaskan Native & White:					0	0		
Asian White:					0	0		
Black/African American & White:					0	0		
American Indian/Alaskan Native & Black/African American:					0	0		
Other multi-racial:					0	0		
Asian/Pacific Islander:					0	0		
Hispanic:					0	0		
<b>Total:</b>	<b>0</b>	<b>0</b>	<b>0</b>	<b>0</b>	<b>0</b>	<b>0</b>	<b>0</b>	<b>0</b>
Female-headed Households:					0			



U.S. Department of Housing and Urban Development  
Office of Community Planning and Development  
Integrated Disbursement and Information System  
CDBG Activity Summary Report (GPR) for Program Year 2018  
ALASKA

Date: 10-Sep-2021

Time: 16:00

Page: 12

*Income Category:*

	Owner	Renter	Total	Person
Extremely Low			0	
Low Mod			0	
Moderate			0	
Non Low Moderate			0	
Total	0	0	0	0
Percent Low/Mod				

**Annual Accomplishments**

No data returned for this view. This might be because the applied filter excludes all data.



U.S. Department of Housing and Urban Development  
Office of Community Planning and Development  
Integrated Disbursement and Information System  
CDBG Activity Summary Report (GPR) for Program Year 2018  
ALASKA

Date: 10-Sep-2021  
Time: 16:00  
Page: 13

**PGM Year:** 2016  
**Project:** 0032 - FFY 16 CDBG  
**IDIS Activity:** 2307 - FFY 16 State Administration  
**Status:** Completed 12/31/2020 12:00:00 AM  
**Location:** ,  
**Objective:**  
**Outcome:**  
**Matrix Code:** State Administration (21J)  
**National Objective:**

**Activity to prevent, prepare for, and respond to Coronavirus:** No

**Initial Funding Date:** 08/21/2017

**Description:**

**Financing**

	Fund Type	Grant Year	Grant	Funded Amount	Drawn In Program Year	Drawn Thru Program Year
CDBG	EN	2016	B16DC020001	\$151,858.00	\$106,171.97	\$110,662.67
<b>Total</b>	<b>Total</b>			<b>\$151,858.00</b>	<b>\$106,171.97</b>	<b>\$110,662.67</b>

**Proposed Accomplishments**

**Actual Accomplishments**

*Number assisted:*

	<b>Owner</b>		<b>Renter</b>		<b>Total</b>		<b>Person</b>	
	Total	Hispanic	Total	Hispanic	Total	Hispanic	Total	Hispanic
White:					0	0		
Black/African American:					0	0		
Asian:					0	0		
American Indian/Alaskan Native:					0	0		
Native Hawaiian/Other Pacific Islander:					0	0		
American Indian/Alaskan Native & White:					0	0		
Asian White:					0	0		
Black/African American & White:					0	0		
American Indian/Alaskan Native & Black/African American:					0	0		
Other multi-racial:					0	0		
Asian/Pacific Islander:					0	0		
Hispanic:					0	0		
<b>Total:</b>	<b>0</b>	<b>0</b>	<b>0</b>	<b>0</b>	<b>0</b>	<b>0</b>	<b>0</b>	<b>0</b>
Female-headed Households:					0			



U.S. Department of Housing and Urban Development  
Office of Community Planning and Development  
Integrated Disbursement and Information System  
CDBG Activity Summary Report (GPR) for Program Year 2018  
ALASKA

Date: 10-Sep-2021

Time: 16:00

Page: 14

*Income Category:*

	Owner	Renter	Total	Person
Extremely Low			0	
Low Mod			0	
Moderate			0	
Non Low Moderate			0	
Total	0	0	0	0
Percent Low/Mod				

**Annual Accomplishments**

No data returned for this view. This might be because the applied filter excludes all data.



U.S. Department of Housing and Urban Development  
Office of Community Planning and Development  
Integrated Disbursement and Information System  
CDBG Activity Summary Report (GPR) for Program Year 2018  
ALASKA

Date: 10-Sep-2021  
Time: 16:00  
Page: 15

**PGM Year:** 2016  
**Project:** 0032 - FFY 16 CDBG  
**IDIS Activity:** 2308 - FFY 16 1% Technical Assistance

**Status:** Completed 12/31/2020 12:00:00 AM  
**Location:** ,

**Objective:**  
**Outcome:**  
**Matrix Code:** State Administration (21J) **National Objective:**

**Activity to prevent, prepare for, and respond to Coronavirus:** No

**Initial Funding Date:** 08/21/2017

**Description:**

**Financing**

	Fund Type	Grant Year	Grant	Funded Amount	Drawn In Program Year	Drawn Thru Program Year
CDBG	EN	2016	B16DC020001	\$25,928.00	\$4,888.73	\$8,645.49
<b>Total</b>	<b>Total</b>			<b>\$25,928.00</b>	<b>\$4,888.73</b>	<b>\$8,645.49</b>

**Proposed Accomplishments**

**Actual Accomplishments**

*Number assisted:*

	<b>Owner</b>		<b>Renter</b>		<b>Total</b>		<b>Person</b>	
	Total	Hispanic	Total	Hispanic	Total	Hispanic	Total	Hispanic
White:					0	0		
Black/African American:					0	0		
Asian:					0	0		
American Indian/Alaskan Native:					0	0		
Native Hawaiian/Other Pacific Islander:					0	0		
American Indian/Alaskan Native & White:					0	0		
Asian White:					0	0		
Black/African American & White:					0	0		
American Indian/Alaskan Native & Black/African American:					0	0		
Other multi-racial:					0	0		
Asian/Pacific Islander:					0	0		
Hispanic:					0	0		
<b>Total:</b>	<b>0</b>	<b>0</b>	<b>0</b>	<b>0</b>	<b>0</b>	<b>0</b>	<b>0</b>	<b>0</b>
Female-headed Households:					0			



U.S. Department of Housing and Urban Development  
Office of Community Planning and Development  
Integrated Disbursement and Information System  
CDBG Activity Summary Report (GPR) for Program Year 2018  
ALASKA

Date: 10-Sep-2021

Time: 16:00

Page: 16

*Income Category:*

	Owner	Renter	Total	Person
Extremely Low			0	
Low Mod			0	
Moderate			0	
Non Low Moderate			0	
Total	0	0	0	0
Percent Low/Mod				

**Annual Accomplishments**

No data returned for this view. This might be because the applied filter excludes all data.





U.S. Department of Housing and Urban Development  
Office of Community Planning and Development  
Integrated Disbursement and Information System  
CDBG Activity Summary Report (GPR) for Program Year 2018  
ALASKA

Date: 10-Sep-2021  
Time: 16:00  
Page: 17

<b>PGM Year:</b>	2016				
<b>Project:</b>	0032 - FFY 16 CDBG				
<b>IDIS Activity:</b>	2309 - 16-CDBG-04 City of Eek				
<b>Status:</b>	Completed 11/30/2018 12:00:00 AM	<b>Objective:</b>	Create suitable living environments		
<b>Location:</b>	,	<b>Outcome:</b>	Availability/accessibility		
		<b>Matrix Code:</b>	Other Public Improvements Not Listed in 03A-03S (03Z)	<b>National Objective:</b>	LMA

**Activity to prevent, prepare for, and respond to Coronavirus:** No

**Initial Funding Date:** 08/21/2017

**Description:**

Electric System Improvements - convert to a 3 phase electric distribution and generation system.

**Financing**

	Fund Type	Grant Year	Grant	Funded Amount	Drawn In Program Year	Drawn Thru Program Year
CDBG	EN	2016	B16DC020001	\$696,900.00	\$158,973.23	\$696,900.00
<b>Total</b>	<b>Total</b>			<b>\$696,900.00</b>	<b>\$158,973.23</b>	<b>\$696,900.00</b>

**Proposed Accomplishments**

People (General) : 296

Total Population in Service Area: 296

Census Tract Percent Low / Mod: 92.90

**Annual Accomplishments**

Years	Accomplishment Narrative	# Benefitting
2016	Completed the electric system improvements in Eek.	



U.S. Department of Housing and Urban Development  
Office of Community Planning and Development  
Integrated Disbursement and Information System  
CDBG Activity Summary Report (GPR) for Program Year 2018  
ALASKA

Date: 10-Sep-2021  
Time: 16:00  
Page: 18

<b>PGM Year:</b>	2016				
<b>Project:</b>	0032 - FFY 16 CDBG				
<b>IDIS Activity:</b>	2311 - 16-CDBG-02 City of Hughes				
<b>Status:</b>	Completed 12/31/2018 12:00:00 AM	<b>Objective:</b>	Create suitable living environments		
<b>Location:</b>	,	<b>Outcome:</b>	Availability/accessibility		
		<b>Matrix Code:</b>	Other Public Improvements Not Listed in 03A-03S (03Z)	<b>National Objective:</b>	LMA

**Activity to prevent, prepare for, and respond to Coronavirus:** No

**Initial Funding Date:** 08/25/2017

**Description:**

Conversion from single phase to a 3-phase electric distribution and generation system.

**Financing**

	Fund Type	Grant Year	Grant	Funded Amount	Drawn In Program Year	Drawn Thru Program Year
CDBG	EN	2016	B16DC020001	\$204,077.42	\$57,247.42	\$204,077.42
<b>Total</b>	<b>Total</b>			<b>\$204,077.42</b>	<b>\$57,247.42</b>	<b>\$204,077.42</b>

**Proposed Accomplishments**

People (General) : 77

Total Population in Service Area: 77

Census Tract Percent Low / Mod: 57.10

**Annual Accomplishments**

Years	Accomplishment Narrative	# Benefitting
2016	Completed the Electrical 3-Phase Conversion in Hughes, AK.	



U.S. Department of Housing and Urban Development  
Office of Community Planning and Development  
Integrated Disbursement and Information System  
CDBG Activity Summary Report (GPR) for Program Year 2018  
ALASKA

Date: 10-Sep-2021  
Time: 16:00  
Page: 19

<b>PGM Year:</b>	2016				
<b>Project:</b>	0032 - FFY 16 CDBG				
<b>IDIS Activity:</b>	2312 - 16-CDBG-01 City of Saxman				
<b>Status:</b>	Completed 9/30/2018 12:00:00 AM	<b>Objective:</b>	Create suitable living environments		
<b>Location:</b>	,	<b>Outcome:</b>	Availability/accessibility		
		<b>Matrix Code:</b>	Street Improvements (03K)	<b>National Objective:</b>	LMA

**Activity to prevent, prepare for, and respond to Coronavirus:** No

**Initial Funding Date:** 08/25/2017

**Description:**

Saxman Seaport Public Marina Improvements

**Financing**

	Fund Type	Grant Year	Grant	Funded Amount	Drawn In Program Year	Drawn Thru Program Year
CDBG	EN	Pre-2015		\$40,000.00	\$0.00	\$0.00
		2014	B14DC020001		\$40,000.00	\$40,000.00
		2016	B16DC020001	\$793,105.00	\$2,063.67	\$793,105.00
<b>Total</b>	<b>Total</b>			<b>\$833,105.00</b>	<b>\$42,063.67</b>	<b>\$833,105.00</b>

**Proposed Accomplishments**

People (General) : 411

Total Population in Service Area: 411

Census Tract Percent Low / Mod: 53.00

**Annual Accomplishments**

Years	Accomplishment Narrative	# Benefitting
2016	Completed the Saxman Seaport Public Marina Improvements.	



U.S. Department of Housing and Urban Development  
Office of Community Planning and Development  
Integrated Disbursement and Information System  
CDBG Activity Summary Report (GPR) for Program Year 2018  
ALASKA

Date: 10-Sep-2021  
Time: 16:00  
Page: 20

<b>PGM Year:</b>	2016				
<b>Project:</b>	0032 - FFY 16 CDBG				
<b>IDIS Activity:</b>	2317 - 16-CDBG-03 City of North Pole				
<b>Status:</b>	Completed 12/14/2018 12:00:00 AM	<b>Objective:</b>	Create suitable living environments		
<b>Location:</b>	125 Snowman Ln North Pole, AK 99705-7708	<b>Outcome:</b>	Availability/accessibility		
		<b>Matrix Code:</b>	Senior Centers (03A)	<b>National Objective:</b>	LMC

**Activity to prevent, prepare for, and respond to Coronavirus:** No

**Initial Funding Date:** 09/29/2017

**Description:**

Design and renovate the Senior Center in North Pole.

**Financing**

	Fund Type	Grant Year	Grant	Funded Amount	Drawn In Program Year	Drawn Thru Program Year
CDBG	EN	2016	B16DC020001	\$717,133.09	\$402,421.30	\$717,133.09
<b>Total</b>	<b>Total</b>			<b>\$717,133.09</b>	<b>\$402,421.30</b>	<b>\$717,133.09</b>

**Proposed Accomplishments**

People (General) : 1,800

**Actual Accomplishments**

*Number assisted:*

	<b>Owner</b>		<b>Renter</b>		<b>Total</b>		<b>Person</b>	
	Total	Hispanic	Total	Hispanic	Total	Hispanic	Total	Hispanic
White:	0	0	0	0	0	0	1,140	0
Black/African American:	0	0	0	0	0	0	102	0
Asian:	0	0	0	0	0	0	47	0
American Indian/Alaskan Native:	0	0	0	0	0	0	64	0
Native Hawaiian/Other Pacific Islander:	0	0	0	0	0	0	0	0
American Indian/Alaskan Native & White:	0	0	0	0	0	0	0	0
Asian White:	0	0	0	0	0	0	0	0
Black/African American & White:	0	0	0	0	0	0	0	0
American Indian/Alaskan Native & Black/African American:	0	0	0	0	0	0	0	0
Other multi-racial:	0	0	0	0	0	0	447	0
Asian/Pacific Islander:	0	0	0	0	0	0	0	0
Hispanic:	0	0	0	0	0	0	0	0
<b>Total:</b>	<b>0</b>	<b>0</b>	<b>0</b>	<b>0</b>	<b>0</b>	<b>0</b>	<b>1,800</b>	<b>0</b>



U.S. Department of Housing and Urban Development  
Office of Community Planning and Development  
Integrated Disbursement and Information System  
CDBG Activity Summary Report (GPR) for Program Year 2018  
ALASKA

Date: 10-Sep-2021  
Time: 16:00  
Page: 21

Female-headed Households:

0 0 0

*Income Category:*

	<b>Owner</b>	<b>Renter</b>	<b>Total</b>	<b>Person</b>
Extremely Low	0	0	0	738
Low Mod	0	0	0	684
Moderate	0	0	0	378
Non Low Moderate	0	0	0	0
Total	0	0	0	1,800
Percent Low/Mod				100.0%

**Annual Accomplishments**

<b>Years</b>	<b>Accomplishment Narrative</b>	<b># Benefitting</b>
2016	Completed the Santa's Senior Center Remodel Project	



U.S. Department of Housing and Urban Development  
Office of Community Planning and Development  
Integrated Disbursement and Information System  
CDBG Activity Summary Report (GPR) for Program Year 2018  
ALASKA

Date: 10-Sep-2021  
Time: 16:00  
Page: 22

**PGM Year:** 2017  
**Project:** 0024 - FFY17 CDBG  
**IDIS Activity:** 2380 - FFY 17 State Administration  
**Status:** Open  
**Location:** ,  
**Objective:**  
**Outcome:**  
**Matrix Code:** State Administration (21J)  
**National Objective:**

**Activity to prevent, prepare for, and respond to Coronavirus:** No

**Initial Funding Date:** 12/06/2018

**Description:**

**Financing**

	Fund Type	Grant Year	Grant	Funded Amount	Drawn In Program Year	Drawn Thru Program Year
CDBG	EN	2017	B17DC020001	\$152,580.00	\$0.00	\$0.00
<b>Total</b>	<b>Total</b>			<b>\$152,580.00</b>	<b>\$0.00</b>	<b>\$0.00</b>

**Proposed Accomplishments**

**Actual Accomplishments**

*Number assisted:*

	<b>Owner</b>		<b>Renter</b>		<b>Total</b>		<b>Person</b>	
	Total	Hispanic	Total	Hispanic	Total	Hispanic	Total	Hispanic
White:					0	0		
Black/African American:					0	0		
Asian:					0	0		
American Indian/Alaskan Native:					0	0		
Native Hawaiian/Other Pacific Islander:					0	0		
American Indian/Alaskan Native & White:					0	0		
Asian White:					0	0		
Black/African American & White:					0	0		
American Indian/Alaskan Native & Black/African American:					0	0		
Other multi-racial:					0	0		
Asian/Pacific Islander:					0	0		
Hispanic:					0	0		
<b>Total:</b>	<b>0</b>	<b>0</b>	<b>0</b>	<b>0</b>	<b>0</b>	<b>0</b>	<b>0</b>	<b>0</b>
Female-headed Households:					0			



U.S. Department of Housing and Urban Development  
Office of Community Planning and Development  
Integrated Disbursement and Information System  
CDBG Activity Summary Report (GPR) for Program Year 2018  
ALASKA

Date: 10-Sep-2021

Time: 16:00

Page: 23

*Income Category:*

	Owner	Renter	Total	Person
Extremely Low			0	
Low Mod			0	
Moderate			0	
Non Low Moderate			0	
Total	0	0	0	0
Percent Low/Mod				

**Annual Accomplishments**

No data returned for this view. This might be because the applied filter excludes all data.



U.S. Department of Housing and Urban Development  
Office of Community Planning and Development  
Integrated Disbursement and Information System  
CDBG Activity Summary Report (GPR) for Program Year 2018  
ALASKA

Date: 10-Sep-2021  
Time: 16:00  
Page: 24

**PGM Year:** 2017  
**Project:** 0024 - FFY17 CDBG  
**IDIS Activity:** 2381 - FFY 17 1% Technical Assistance  
**Status:** Open  
**Location:** ,  
**Objective:**  
**Outcome:**  
**Matrix Code:** State Administration (21J)  
**National Objective:**

**Activity to prevent, prepare for, and respond to Coronavirus:** No

**Initial Funding Date:** 12/06/2018

**Description:**

**Financing**

	Fund Type	Grant Year	Grant	Funded Amount	Drawn In Program Year	Drawn Thru Program Year
CDBG	EN	2017	B17DC020001	\$26,289.00	\$0.00	\$0.00
<b>Total</b>	<b>Total</b>			<b>\$26,289.00</b>	<b>\$0.00</b>	<b>\$0.00</b>

**Proposed Accomplishments**

**Actual Accomplishments**

*Number assisted:*

	<b>Owner</b>		<b>Renter</b>		<b>Total</b>		<b>Person</b>	
	Total	Hispanic	Total	Hispanic	Total	Hispanic	Total	Hispanic
White:					0	0		
Black/African American:					0	0		
Asian:					0	0		
American Indian/Alaskan Native:					0	0		
Native Hawaiian/Other Pacific Islander:					0	0		
American Indian/Alaskan Native & White:					0	0		
Asian White:					0	0		
Black/African American & White:					0	0		
American Indian/Alaskan Native & Black/African American:					0	0		
Other multi-racial:					0	0		
Asian/Pacific Islander:					0	0		
Hispanic:					0	0		
<b>Total:</b>	<b>0</b>	<b>0</b>	<b>0</b>	<b>0</b>	<b>0</b>	<b>0</b>	<b>0</b>	<b>0</b>
Female-headed Households:					0			





U.S. Department of Housing and Urban Development  
Office of Community Planning and Development  
Integrated Disbursement and Information System  
CDBG Activity Summary Report (GPR) for Program Year 2018  
ALASKA

Date: 10-Sep-2021

Time: 16:00

Page: 25

*Income Category:*

	Owner	Renter	Total	Person
Extremely Low			0	
Low Mod			0	
Moderate			0	
Non Low Moderate			0	
Total	0	0	0	0
Percent Low/Mod				

**Annual Accomplishments**

No data returned for this view. This might be because the applied filter excludes all data.



U.S. Department of Housing and Urban Development  
Office of Community Planning and Development  
Integrated Disbursement and Information System  
CDBG Activity Summary Report (GPR) for Program Year 2018  
ALASKA

Date: 10-Sep-2021  
Time: 16:00  
Page: 26

**PGM Year:** 2017  
**Project:** 0024 - FFY17 CDBG  
**IDIS Activity:** 2382 - 17-CDBG-02 City of Pilot Point

**Status:** Completed 9/30/2020 12:00:00 AM  
**Location:** ,

**Objective:** Create suitable living environments  
**Outcome:** Availability/accessibility  
**Matrix Code:** Fire Station/Equipment (03O)

**National Objective:** LMA

**Activity to prevent, prepare for, and respond to Coronavirus:** No

**Initial Funding Date:** 12/07/2018

**Description:**

Fire Truck Acquisition

**Financing**

	Fund Type	Grant Year	Grant	Funded Amount	Drawn In Program Year	Drawn Thru Program Year
CDBG	EN	2017	B17DC020001	\$170,000.00	\$84,158.94	\$84,158.94
<b>Total</b>	<b>Total</b>			<b>\$170,000.00</b>	<b>\$84,158.94</b>	<b>\$84,158.94</b>

**Proposed Accomplishments**

People (General) : 68  
Total Population in Service Area: 68  
Census Tract Percent Low / Mod: 55.80

**Annual Accomplishments**

Years	Accomplishment Narrative	# Benefitting
2017	Purchased Fire Truck.	



U.S. Department of Housing and Urban Development  
Office of Community Planning and Development  
Integrated Disbursement and Information System  
CDBG Activity Summary Report (GPR) for Program Year 2018  
ALASKA

Date: 10-Sep-2021  
Time: 16:00  
Page: 27

<b>PGM Year:</b>	2017		
<b>Project:</b>	0024 - FFY17 CDBG		
<b>IDIS Activity:</b>	2384 - 17-CDBG-03 City of Chignik		
<b>Status:</b>	Completed 12/15/2020 12:00:00 AM	<b>Objective:</b>	Create suitable living environments
<b>Location:</b>	,	<b>Outcome:</b>	Availability/accessibility
		<b>Matrix Code:</b>	Street Improvements (03K)
		<b>National Objective:</b>	LMA

**Activity to prevent, prepare for, and respond to Coronavirus:** No

**Initial Funding Date:** 12/07/2018

**Description:**

Chignik Dam Access Trail will address sustainable and affordable utilities to the community of Chignik by providing safe clean drinking water for the community. Without this trail necessary work on the dam and pipes will not be possible. This trail will allow for cars, trucks, and ATVs to have safe access to the entire pipeline for needed repairs.

**Financing**

	Fund Type	Grant Year	Grant	Funded Amount	Drawn In Program Year	Drawn Thru Program Year
CDBG	EN	2017	B17DC020001	\$548,344.00	\$137,237.39	\$137,237.39
<b>Total</b>	<b>Total</b>			<b>\$548,344.00</b>	<b>\$137,237.39</b>	<b>\$137,237.39</b>

**Proposed Accomplishments**

People (General) : 91  
Total Population in Service Area: 91  
Census Tract Percent Low / Mod: 60.40

**Annual Accomplishments**

Years	Accomplishment Narrative	# Benefitting
2017	Constructed the Chignik access dam trail.	



U.S. Department of Housing and Urban Development  
Office of Community Planning and Development  
Integrated Disbursement and Information System  
CDBG Activity Summary Report (GPR) for Program Year 2018  
ALASKA

Date: 10-Sep-2021  
Time: 16:00  
Page: 28

**PGM Year:** 2017  
**Project:** 0024 - FFY17 CDBG  
**IDIS Activity:** 2385 - 17-CDBG-05 City of Fairbanks

**Status:** Completed 10/15/2020 12:00:00 AM  
**Location:** ,

**Objective:** Create suitable living environments  
**Outcome:** Availability/accessibility  
**Matrix Code:** Fire Station/Equipment (03O)

**National Objective:** LMA

**Activity to prevent, prepare for, and respond to Coronavirus:** No

**Initial Funding Date:** 12/07/2018

**Description:**

Aerial Platform Truck Purchase

**Financing**

	Fund Type	Grant Year	Grant	Funded Amount	Drawn In Program Year	Drawn Thru Program Year
CDBG	EN	Pre-2015		\$481,865.31	\$0.00	\$0.00
		2014	B14DC020001		\$0.00	\$0.00
		2015	B15DC020001	\$13,058.99	\$0.00	\$0.00
		2016	B16DC020001	\$3,882.49	\$0.00	\$0.00
		2017	B17DC020001	\$204,659.00	\$0.00	\$0.00
<b>Total</b>	<b>Total</b>			<b>\$703,465.79</b>	<b>\$0.00</b>	<b>\$0.00</b>

**Proposed Accomplishments**

People (General) : 19,100  
Total Population in Service Area: 19,100  
Census Tract Percent Low / Mod: 61.00

**Annual Accomplishments**

Years	Accomplishment Narrative	# Benefitting
2017	Purchased an Aerial Platform Fire Truck	



U.S. Department of Housing and Urban Development  
Office of Community Planning and Development  
Integrated Disbursement and Information System  
CDBG Activity Summary Report (GPR) for Program Year 2018  
ALASKA

Date: 10-Sep-2021  
Time: 16:00  
Page: 29

<b>PGM Year:</b>	2017				
<b>Project:</b>	0024 - FFY17 CDBG				
<b>IDIS Activity:</b>	2393 - 17-CDBG-04 City of Huslia				
<b>Status:</b>	Completed 4/15/2020 12:00:00 AM	<b>Objective:</b>	Create suitable living environments		
<b>Location:</b>	,	<b>Outcome:</b>	Availability/accessibility		
		<b>Matrix Code:</b>	Parks, Recreational Facilities (03F)	<b>National Objective:</b>	LMA

**Activity to prevent, prepare for, and respond to Coronavirus:** No

**Initial Funding Date:** 02/25/2019

**Description:**

Construction of a Multipurpose Community Center.

**Financing**

	Fund Type	Grant Year	Grant	Funded Amount	Drawn In Program Year	Drawn Thru Program Year
CDBG	EN	2017	B17DC020001	\$850,000.00	\$0.00	\$0.00
<b>Total</b>	<b>Total</b>			<b>\$850,000.00</b>	<b>\$0.00</b>	<b>\$0.00</b>

**Proposed Accomplishments**

People (General) : 293

Total Population in Service Area: 293

Census Tract Percent Low / Mod: 90.10

**Annual Accomplishments**

Years	Accomplishment Narrative	# Benefitting
2017	Constructed the Youth and Elders Multipurpose Center in Huslia, Alaska.	



U.S. Department of Housing and Urban Development  
Office of Community Planning and Development  
Integrated Disbursement and Information System  
CDBG Activity Summary Report (GPR) for Program Year 2018  
ALASKA

Date: 10-Sep-2021  
Time: 16:00  
Page: 30

<b>PGM Year:</b>	2017				
<b>Project:</b>	0024 - FFY17 CDBG				
<b>IDIS Activity:</b>	2400 - 17-CDBG-01 City of Ouzinkie				
<b>Status:</b>	Completed 10/31/2020 12:00:00 AM	<b>Objective:</b>	Create suitable living environments		
<b>Location:</b>	,	<b>Outcome:</b>	Availability/accessibility		
		<b>Matrix Code:</b>	Water/Sewer Improvements (03J)	<b>National Objective:</b>	LMA

**Activity to prevent, prepare for, and respond to Coronavirus:** No

**Initial Funding Date:** 05/01/2019

**Description:**

Water transmission line replacement

**Financing**

	Fund Type	Grant Year	Grant	Funded Amount	Drawn In Program Year	Drawn Thru Program Year
CDBG	EN	2017	B17DC020001	\$677,117.00	\$0.00	\$0.00
<b>Total</b>	<b>Total</b>			<b>\$677,117.00</b>	<b>\$0.00</b>	<b>\$0.00</b>

**Proposed Accomplishments**

People (General) : 161

Total Population in Service Area: 161

Census Tract Percent Low / Mod: 56.50

**Annual Accomplishments**

Years	Accomplishment Narrative	# Benefitting
2017	Completed water transmission line replacement	



U.S. Department of Housing and Urban Development  
Office of Community Planning and Development  
Integrated Disbursement and Information System  
CDBG Activity Summary Report (GPR) for Program Year 2018  
ALASKA

Date: 10-Sep-2021  
Time: 16:00  
Page: 31

<b>PGM Year:</b>	2018				
<b>Project:</b>	0009 - FFY 19 CDBG				
<b>IDIS Activity:</b>	2405 - 18-CDBG-06 City of Hughes				
<b>Status:</b>	Completed 9/30/2020 12:00:00 AM	<b>Objective:</b>	Create suitable living environments		
<b>Location:</b>	,	<b>Outcome:</b>	Availability/accessibility		
		<b>Matrix Code:</b>	Other Public Improvements Not Listed in 03A-03S (03Z)	<b>National Objective:</b>	LMA

**Activity to prevent, prepare for, and respond to Coronavirus:** No

**Initial Funding Date:** 05/23/2019

**Description:**

Expand Hughes existing tank farm by purchasing and installing double walled fuel tanks for diesel and gasoline.

**Financing**

	Fund Type	Grant Year	Grant	Funded Amount	Drawn In Program Year	Drawn Thru Program Year
CDBG	EN	2018	B18DC020001	\$817,794.00	\$74,923.00	\$74,923.00
<b>Total</b>	<b>Total</b>			<b>\$817,794.00</b>	<b>\$74,923.00</b>	<b>\$74,923.00</b>

**Proposed Accomplishments**

People (General) : 77

Total Population in Service Area: 77

Census Tract Percent Low / Mod: 57.10

**Annual Accomplishments**

Years	Accomplishment Narrative	# Benefitting
2018	Completed Bulk Fuel Storage Facility	



U.S. Department of Housing and Urban Development  
Office of Community Planning and Development  
Integrated Disbursement and Information System  
CDBG Activity Summary Report (GPR) for Program Year 2018  
ALASKA

Date: 10-Sep-2021  
Time: 16:00  
Page: 32

<b>PGM Year:</b>	2018				
<b>Project:</b>	0009 - FFY 19 CDBG				
<b>IDIS Activity:</b>	2406 - 18-CDBG-08 City of Ekwok				
<b>Status:</b>	Completed 12/31/2019 12:00:00 AM	<b>Objective:</b>	Create suitable living environments		
<b>Location:</b>	,	<b>Outcome:</b>	Availability/accessibility		
		<b>Matrix Code:</b>	Fire Station/Equipment (03O)	<b>National Objective:</b>	LMA

**Activity to prevent, prepare for, and respond to Coronavirus:** No

**Initial Funding Date:** 05/23/2019

**Description:**

Firefighting Equipment Acquisition

**Financing**

	Fund Type	Grant Year	Grant	Funded Amount	Drawn In Program Year	Drawn Thru Program Year
CDBG	EN	2018	B18DC020001	\$151,979.01	\$0.00	\$0.00
<b>Total</b>	<b>Total</b>			<b>\$151,979.01</b>	<b>\$0.00</b>	<b>\$0.00</b>

**Proposed Accomplishments**

People (General) : 115

Total Population in Service Area: 115

Census Tract Percent Low / Mod: 79.10

**Annual Accomplishments**

Years	Accomplishment Narrative	# Benefitting
2018	Received firefighting equipment in Ekwok	





U.S. Department of Housing and Urban Development  
Office of Community Planning and Development  
Integrated Disbursement and Information System  
CDBG Activity Summary Report (GPR) for Program Year 2018  
ALASKA

Date: 10-Sep-2021  
Time: 16:00  
Page: 33

<b>PGM Year:</b>	2018				
<b>Project:</b>	0009 - FFY 19 CDBG				
<b>IDIS Activity:</b>	2412 - 18-CDBG-04 City of Chefnak				
<b>Status:</b>	Open	<b>Objective:</b>	Create suitable living environments		
<b>Location:</b>	,	<b>Outcome:</b>	Availability/accessibility		
		<b>Matrix Code:</b>	Other Public Improvements Not Listed in 03A-03S (03Z)	<b>National Objective:</b>	LMA

**Activity to prevent, prepare for, and respond to Coronavirus:** No

**Initial Funding Date:** 06/26/2019

**Description:**

Construction-ready design documents of a Head Start Building

**Financing**

	Fund Type	Grant Year	Grant	Funded Amount	Drawn In Program Year	Drawn Thru Program Year
CDBG	EN	2018	B18DC020001	\$167,088.00	\$0.00	\$0.00
<b>Total</b>	<b>Total</b>			<b>\$167,088.00</b>	<b>\$0.00</b>	<b>\$0.00</b>

**Proposed Accomplishments**

People (General) : 436

Total Population in Service Area: 436

Census Tract Percent Low / Mod: 56.40

**Annual Accomplishments**

No data returned for this view. This might be because the applied filter excludes all data.



U.S. Department of Housing and Urban Development  
Office of Community Planning and Development  
Integrated Disbursement and Information System  
CDBG Activity Summary Report (GPR) for Program Year 2018  
ALASKA

Date: 10-Sep-2021  
Time: 16:00  
Page: 34

**PGM Year:** 2018  
**Project:** 0009 - FFY 19 CDBG  
**IDIS Activity:** 2413 - 18-CDBG-05 Kenai Peninsula Borough

**Status:** Completed 11/30/2020 12:00:00 AM  
**Location:** ,

**Objective:** Create suitable living environments  
**Outcome:** Availability/accessibility  
**Matrix Code:** Fire Station/Equipment (03O)

**National Objective:** LMA

**Activity to prevent, prepare for, and respond to Coronavirus:** No

**Initial Funding Date:** 06/26/2019

**Description:**

Acquisition of a pumpertanker for Funny River Fire Station #5

**Financing**

	Fund Type	Grant Year	Grant	Funded Amount	Drawn In Program Year	Drawn Thru Program Year
CDBG	EN	2018	B18DC020001	\$487,500.00	\$0.00	\$0.00
<b>Total</b>	<b>Total</b>			<b>\$487,500.00</b>	<b>\$0.00</b>	<b>\$0.00</b>

**Proposed Accomplishments**

People (General) : 877

Total Population in Service Area: 877

Census Tract Percent Low / Mod: 52.50

**Annual Accomplishments**

Years	Accomplishment Narrative	# Benefitting
2018	Purchased a pumper/tanker for Funny River Fire Station #5	



U.S. Department of Housing and Urban Development  
Office of Community Planning and Development  
Integrated Disbursement and Information System  
CDBG Activity Summary Report (GPR) for Program Year 2018  
ALASKA

Date: 10-Sep-2021  
Time: 16:00  
Page: 35

<b>PGM Year:</b>	2018		
<b>Project:</b>	0009 - FFY 19 CDBG		
<b>IDIS Activity:</b>	2414 - 18-CDBG-03 City of Ketchikan		
<b>Status:</b>	Completed 12/9/2019 12:00:00 AM	<b>Objective:</b>	Create suitable living environments
<b>Location:</b>	,	<b>Outcome:</b>	Availability/accessibility
		<b>Matrix Code:</b>	Homeless Facilities (not operating costs) (03C)
		<b>National Objective:</b>	LMC

**Activity to prevent, prepare for, and respond to Coronavirus:** No

**Initial Funding Date:** 06/26/2019

**Description:**

Complete design and engineering for a Domestic Violence Shelter

**Financing**

	Fund Type	Grant Year	Grant	Funded Amount	Drawn In Program Year	Drawn Thru Program Year
CDBG	EN	2018	B18DC020001	\$95,565.00	\$0.00	\$0.00
<b>Total</b>	<b>Total</b>			<b>\$95,565.00</b>	<b>\$0.00</b>	<b>\$0.00</b>

**Proposed Accomplishments**

People (General) : 264

**Actual Accomplishments**

Number assisted:

	Owner		Renter		Total		Person	
	Total	Hispanic	Total	Hispanic	Total	Hispanic	Total	Hispanic
White:	0	0	0	0	0	0	157	0
Black/African American:	0	0	0	0	0	0	2	0
Asian:	0	0	0	0	0	0	32	0
American Indian/Alaskan Native:	0	0	0	0	0	0	39	0
Native Hawaiian/Other Pacific Islander:	0	0	0	0	0	0	3	0
American Indian/Alaskan Native & White:	0	0	0	0	0	0	0	0
Asian White:	0	0	0	0	0	0	0	0
Black/African American & White:	0	0	0	0	0	0	0	0
American Indian/Alaskan Native & Black/African American:	0	0	0	0	0	0	0	0
Other multi-racial:	0	0	0	0	0	0	31	0
Asian/Pacific Islander:	0	0	0	0	0	0	0	0
Hispanic:	0	0	0	0	0	0	0	0
<b>Total:</b>	<b>0</b>	<b>0</b>	<b>0</b>	<b>0</b>	<b>0</b>	<b>0</b>	<b>264</b>	<b>0</b>



U.S. Department of Housing and Urban Development  
Office of Community Planning and Development  
Integrated Disbursement and Information System  
CDBG Activity Summary Report (GPR) for Program Year 2018  
ALASKA

Date: 10-Sep-2021  
Time: 16:00  
Page: 36

Female-headed Households: 0 0 0

*Income Category:*

	<b>Owner</b>	<b>Renter</b>	<b>Total</b>	<b>Person</b>
Extremely Low	0	0	0	200
Low Mod	0	0	0	64
Moderate	0	0	0	0
Non Low Moderate	0	0	0	0
Total	0	0	0	264
Percent Low/Mod				100.0%

**Annual Accomplishments**

<b>Years</b>	<b>Accomplishment Narrative</b>	<b># Benefitting</b>
2018	Completed design and engineering for Ketchikan/WISH Domestic Violence Shelter	



U.S. Department of Housing and Urban Development  
Office of Community Planning and Development  
Integrated Disbursement and Information System  
CDBG Activity Summary Report (GPR) for Program Year 2018  
ALASKA

Date: 10-Sep-2021  
Time: 16:00  
Page: 37

**PGM Year:** 2018  
**Project:** 0009 - FFY 19 CDBG  
**IDIS Activity:** 2415 - 18-CDBG-07 City of Napakiak  
**Status:** Completed 9/30/2020 12:00:00 AM  
**Location:** ,  
**Objective:**  
**Outcome:**  
**Matrix Code:** Planning (20)  
**National Objective:**

**Activity to prevent, prepare for, and respond to Coronavirus:** No

**Initial Funding Date:** 06/27/2019

**Description:**

Land Use Planning to include terrain analysis, geophysical screening, and geophysical investigations to identify a location to relocate the community.

**Financing**

	Fund Type	Grant Year	Grant	Funded Amount	Drawn In Program Year	Drawn Thru Program Year
CDBG	EN	2018	B18DC020001	\$537,188.00	\$0.00	\$0.00
<b>Total</b>	<b>Total</b>			<b>\$537,188.00</b>	<b>\$0.00</b>	<b>\$0.00</b>

**Proposed Accomplishments**

**Actual Accomplishments**

*Number assisted:*

	Owner		Renter		Total		Person	
	Total	Hispanic	Total	Hispanic	Total	Hispanic	Total	Hispanic
White:					0	0		
Black/African American:					0	0		
Asian:					0	0		
American Indian/Alaskan Native:					0	0		
Native Hawaiian/Other Pacific Islander:					0	0		
American Indian/Alaskan Native & White:					0	0		
Asian White:					0	0		
Black/African American & White:					0	0		
American Indian/Alaskan Native & Black/African American:					0	0		
Other multi-racial:					0	0		
Asian/Pacific Islander:					0	0		
Hispanic:					0	0		
<b>Total:</b>	<b>0</b>	<b>0</b>	<b>0</b>	<b>0</b>	<b>0</b>	<b>0</b>	<b>0</b>	<b>0</b>
Female-headed Households:					0			



U.S. Department of Housing and Urban Development  
Office of Community Planning and Development  
Integrated Disbursement and Information System  
CDBG Activity Summary Report (GPR) for Program Year 2018  
ALASKA

Date: 10-Sep-2021

Time: 16:00

Page: 38

*Income Category:*

	Owner	Renter	Total	Person
Extremely Low			0	
Low Mod			0	
Moderate			0	
Non Low Moderate			0	
Total	0	0	0	0
Percent Low/Mod				

**Annual Accomplishments**

No data returned for this view. This might be because the applied filter excludes all data.



U.S. Department of Housing and Urban Development  
Office of Community Planning and Development  
Integrated Disbursement and Information System  
CDBG Activity Summary Report (GPR) for Program Year 2018  
ALASKA

Date: 10-Sep-2021

Time: 16:00

Page: 39

---

<b>Total Funded Amount:</b>	<b>\$8,534,988.31</b>
<b>Total Drawn Thru Program Year:</b>	<b>\$3,065,787.34</b>
<b>Total Drawn In Program Year:</b>	<b>\$1,094,763.99</b>



U.S. Department of Housing and Urban Development  
Office of Community Planning and Development  
Integrated Disbursement and Information System  
CDBG Activity Summary Report (GPR) for Program Year 2019  
ALASKA

Date: 10-Sep-2021  
Time: 16:02  
Page: 1

**PGM Year:** 2014  
**Project:** 0020 - FFY 14 CDBG  
**IDIS Activity:** 2174 - FFY 2014 1% Technical Assistance  
**Status:** Completed 12/31/2020 12:00:00 AM  
**Location:** ,  
**Objective:**  
**Outcome:**  
**Matrix Code:** State Administration (21J)  
**National Objective:**

**Activity to prevent, prepare for, and respond to Coronavirus:** No

**Initial Funding Date:** 06/15/2015

**Description:**

**Financing**

	Fund Type	Grant Year	Grant	Funded Amount	Drawn In Program Year	Drawn Thru Program Year
CDBG	EN	Pre-2015		\$24,190.00	\$0.00	\$0.00
		2013	B13DC020001		\$0.00	\$449.69
		2014	B14DC020001		\$0.00	\$23,740.31
<b>Total</b>	<b>Total</b>			<b>\$24,190.00</b>	<b>\$0.00</b>	<b>\$24,190.00</b>

**Proposed Accomplishments**

**Actual Accomplishments**

<i>Number assisted:</i>	<b>Owner</b>		<b>Renter</b>		<b>Total</b>		<b>Person</b>	
	Total	Hispanic	Total	Hispanic	Total	Hispanic	Total	Hispanic
White:					0	0		
Black/African American:					0	0		
Asian:					0	0		
American Indian/Alaskan Native:					0	0		
Native Hawaiian/Other Pacific Islander:					0	0		
American Indian/Alaskan Native & White:					0	0		
Asian White:					0	0		
Black/African American & White:					0	0		
American Indian/Alaskan Native & Black/African American:					0	0		
Other multi-racial:					0	0		
Asian/Pacific Islander:					0	0		
Hispanic:					0	0		
<b>Total:</b>	<b>0</b>	<b>0</b>	<b>0</b>	<b>0</b>	<b>0</b>	<b>0</b>	<b>0</b>	<b>0</b>





U.S. Department of Housing and Urban Development  
Office of Community Planning and Development  
Integrated Disbursement and Information System  
CDBG Activity Summary Report (GPR) for Program Year 2019  
ALASKA

Date: 10-Sep-2021

Time: 16:02

Page: 2

Female-headed Households:

0

*Income Category:*

	Owner	Renter	Total	Person
Extremely Low			0	
Low Mod			0	
Moderate			0	
Non Low Moderate			0	
Total	0	0	0	0
Percent Low/Mod				

**Annual Accomplishments**

No data returned for this view. This might be because the applied filter excludes all data.



U.S. Department of Housing and Urban Development  
Office of Community Planning and Development  
Integrated Disbursement and Information System  
CDBG Activity Summary Report (GPR) for Program Year 2019  
ALASKA

Date: 10-Sep-2021  
Time: 16:02  
Page: 3

**PGM Year:** 2014  
**Project:** 0020 - FFY 14 CDBG  
**IDIS Activity:** 2175 - FFY 14 State Administration  
**Status:** Completed 12/31/2020 12:00:00 AM  
**Location:** ,  
**Objective:**  
**Outcome:**  
**Matrix Code:** State Administration (21J)  
**National Objective:**

**Activity to prevent, prepare for, and respond to Coronavirus:** No

**Initial Funding Date:** 06/15/2015

**Description:**

**Financing**

	Fund Type	Grant Year	Grant	Funded Amount	Drawn In Program Year	Drawn Thru Program Year
CDBG	EN	Pre-2015		\$148,379.00	\$0.00	\$0.00
		2013	B13DC020001		\$0.00	\$103,639.47
		2014	B14DC020001		\$0.00	\$44,739.53
<b>Total</b>	<b>Total</b>			<b>\$148,379.00</b>	<b>\$0.00</b>	<b>\$148,379.00</b>

**Proposed Accomplishments**

**Actual Accomplishments**

*Number assisted:*

	Owner		Renter		Total		Person	
	Total	Hispanic	Total	Hispanic	Total	Hispanic	Total	Hispanic
White:					0	0		
Black/African American:					0	0		
Asian:					0	0		
American Indian/Alaskan Native:					0	0		
Native Hawaiian/Other Pacific Islander:					0	0		
American Indian/Alaskan Native & White:					0	0		
Asian White:					0	0		
Black/African American & White:					0	0		
American Indian/Alaskan Native & Black/African American:					0	0		
Other multi-racial:					0	0		
Asian/Pacific Islander:					0	0		
Hispanic:					0	0		
<b>Total:</b>	<b>0</b>	<b>0</b>	<b>0</b>	<b>0</b>	<b>0</b>	<b>0</b>	<b>0</b>	<b>0</b>



U.S. Department of Housing and Urban Development  
Office of Community Planning and Development  
Integrated Disbursement and Information System  
CDBG Activity Summary Report (GPR) for Program Year 2019  
ALASKA

Date: 10-Sep-2021

Time: 16:02

Page: 4

Female-headed Households:

0

*Income Category:*

	Owner	Renter	Total	Person
Extremely Low			0	
Low Mod			0	
Moderate			0	
Non Low Moderate			0	
Total	0	0	0	0
Percent Low/Mod				

**Annual Accomplishments**

No data returned for this view. This might be because the applied filter excludes all data.



U.S. Department of Housing and Urban Development  
Office of Community Planning and Development  
Integrated Disbursement and Information System  
CDBG Activity Summary Report (GPR) for Program Year 2019  
ALASKA

Date: 10-Sep-2021  
Time: 16:02  
Page: 5

**PGM Year:** 2015  
**Project:** 0007 - FFY 15 CDBG  
**IDIS Activity:** 2237 - FFY 15 State Administration  
**Status:** Completed 12/31/2020 12:00:00 AM  
**Location:** ,  
**Objective:**  
**Outcome:**  
**Matrix Code:** State Administration (21J) **National Objective:**

**Activity to prevent, prepare for, and respond to Coronavirus:** No

**Initial Funding Date:** 05/25/2016

**Description:**

FFY 15 State Administration

**Financing**

	Fund Type	Grant Year	Grant	Funded Amount	Drawn In Program Year	Drawn Thru Program Year
CDBG	EN	2015	B15DC020001	\$150,195.00	\$428.82	\$150,195.00
<b>Total</b>	<b>Total</b>			<b>\$150,195.00</b>	<b>\$428.82</b>	<b>\$150,195.00</b>

**Proposed Accomplishments**

**Actual Accomplishments**

*Number assisted:*

	<b>Owner</b>		<b>Renter</b>		<b>Total</b>		<b>Person</b>	
	Total	Hispanic	Total	Hispanic	Total	Hispanic	Total	Hispanic
White:					0	0		
Black/African American:					0	0		
Asian:					0	0		
American Indian/Alaskan Native:					0	0		
Native Hawaiian/Other Pacific Islander:					0	0		
American Indian/Alaskan Native & White:					0	0		
Asian White:					0	0		
Black/African American & White:					0	0		
American Indian/Alaskan Native & Black/African American:					0	0		
Other multi-racial:					0	0		
Asian/Pacific Islander:					0	0		
Hispanic:					0	0		
<b>Total:</b>	<b>0</b>	<b>0</b>	<b>0</b>	<b>0</b>	<b>0</b>	<b>0</b>	<b>0</b>	<b>0</b>
Female-headed Households:					0			



U.S. Department of Housing and Urban Development  
Office of Community Planning and Development  
Integrated Disbursement and Information System  
CDBG Activity Summary Report (GPR) for Program Year 2019  
ALASKA

Date: 10-Sep-2021

Time: 16:02

Page: 6

*Income Category:*

	Owner	Renter	Total	Person
Extremely Low			0	
Low Mod			0	
Moderate			0	
Non Low Moderate			0	
Total	0	0	0	0
Percent Low/Mod				

**Annual Accomplishments**

No data returned for this view. This might be because the applied filter excludes all data.



U.S. Department of Housing and Urban Development  
Office of Community Planning and Development  
Integrated Disbursement and Information System  
CDBG Activity Summary Report (GPR) for Program Year 2019  
ALASKA

Date: 10-Sep-2021  
Time: 16:02  
Page: 7

**PGM Year:** 2015  
**Project:** 0007 - FFY 15 CDBG  
**IDIS Activity:** 2238 - FFY 15 1% Technical Assistance  
**Status:** Completed 12/31/2020 12:00:00 AM  
**Location:** ,  
**Objective:**  
**Outcome:**  
**Matrix Code:** State Administration (21J)  
**National Objective:**

**Activity to prevent, prepare for, and respond to Coronavirus:** No

**Initial Funding Date:** 05/25/2016

**Description:**

FFY 15 1% Technical Assistance

**Financing**

	Fund Type	Grant Year	Grant	Funded Amount	Drawn In Program Year	Drawn Thru Program Year
CDBG	EN	2015	B15DC020001	\$25,098.00	\$109.84	\$25,098.00
<b>Total</b>	<b>Total</b>			<b>\$25,098.00</b>	<b>\$109.84</b>	<b>\$25,098.00</b>

**Proposed Accomplishments**

**Actual Accomplishments**

*Number assisted:*

	<b>Owner</b>		<b>Renter</b>		<b>Total</b>		<b>Person</b>	
	Total	Hispanic	Total	Hispanic	Total	Hispanic	Total	Hispanic
White:					0	0		
Black/African American:					0	0		
Asian:					0	0		
American Indian/Alaskan Native:					0	0		
Native Hawaiian/Other Pacific Islander:					0	0		
American Indian/Alaskan Native & White:					0	0		
Asian White:					0	0		
Black/African American & White:					0	0		
American Indian/Alaskan Native & Black/African American:					0	0		
Other multi-racial:					0	0		
Asian/Pacific Islander:					0	0		
Hispanic:					0	0		
<b>Total:</b>	<b>0</b>	<b>0</b>	<b>0</b>	<b>0</b>	<b>0</b>	<b>0</b>	<b>0</b>	<b>0</b>
Female-headed Households:					0			



U.S. Department of Housing and Urban Development  
Office of Community Planning and Development  
Integrated Disbursement and Information System  
CDBG Activity Summary Report (GPR) for Program Year 2019  
ALASKA

Date: 10-Sep-2021

Time: 16:02

Page: 8

*Income Category:*

	Owner	Renter	Total	Person
Extremely Low			0	
Low Mod			0	
Moderate			0	
Non Low Moderate			0	
Total	0	0	0	0
Percent Low/Mod				

**Annual Accomplishments**

No data returned for this view. This might be because the applied filter excludes all data.



U.S. Department of Housing and Urban Development  
Office of Community Planning and Development  
Integrated Disbursement and Information System  
CDBG Activity Summary Report (GPR) for Program Year 2019  
ALASKA

Date: 10-Sep-2021  
Time: 16:02  
Page: 9

**PGM Year:** 2016  
**Project:** 0032 - FFY 16 CDBG  
**IDIS Activity:** 2307 - FFY 16 State Administration  
**Status:** Completed 12/31/2020 12:00:00 AM  
**Location:** ,  
**Objective:**  
**Outcome:**  
**Matrix Code:** State Administration (21J)  
**National Objective:**

**Activity to prevent, prepare for, and respond to Coronavirus:** No

**Initial Funding Date:** 08/21/2017

**Description:**

**Financing**

	Fund Type	Grant Year	Grant	Funded Amount	Drawn In Program Year	Drawn Thru Program Year
CDBG	EN	2016	B16DC020001	\$151,858.00	\$41,195.33	\$151,858.00
<b>Total</b>	<b>Total</b>			<b>\$151,858.00</b>	<b>\$41,195.33</b>	<b>\$151,858.00</b>

**Proposed Accomplishments**

**Actual Accomplishments**

*Number assisted:*

	<b>Owner</b>		<b>Renter</b>		<b>Total</b>		<b>Person</b>	
	Total	Hispanic	Total	Hispanic	Total	Hispanic	Total	Hispanic
White:					0	0		
Black/African American:					0	0		
Asian:					0	0		
American Indian/Alaskan Native:					0	0		
Native Hawaiian/Other Pacific Islander:					0	0		
American Indian/Alaskan Native & White:					0	0		
Asian White:					0	0		
Black/African American & White:					0	0		
American Indian/Alaskan Native & Black/African American:					0	0		
Other multi-racial:					0	0		
Asian/Pacific Islander:					0	0		
Hispanic:					0	0		
<b>Total:</b>	<b>0</b>	<b>0</b>	<b>0</b>	<b>0</b>	<b>0</b>	<b>0</b>	<b>0</b>	<b>0</b>
Female-headed Households:					0			





U.S. Department of Housing and Urban Development  
Office of Community Planning and Development  
Integrated Disbursement and Information System  
CDBG Activity Summary Report (GPR) for Program Year 2019  
ALASKA

Date: 10-Sep-2021

Time: 16:02

Page: 10

*Income Category:*

	Owner	Renter	Total	Person
Extremely Low			0	
Low Mod			0	
Moderate			0	
Non Low Moderate			0	
Total	0	0	0	0
Percent Low/Mod				

**Annual Accomplishments**

No data returned for this view. This might be because the applied filter excludes all data.



U.S. Department of Housing and Urban Development  
Office of Community Planning and Development  
Integrated Disbursement and Information System  
CDBG Activity Summary Report (GPR) for Program Year 2019  
ALASKA

Date: 10-Sep-2021  
Time: 16:02  
Page: 11

**PGM Year:** 2016  
**Project:** 0032 - FFY 16 CDBG  
**IDIS Activity:** 2308 - FFY 16 1% Technical Assistance  
**Status:** Completed 12/31/2020 12:00:00 AM  
**Location:** ,  
**Objective:**  
**Outcome:**  
**Matrix Code:** State Administration (21J)  
**National Objective:**

**Activity to prevent, prepare for, and respond to Coronavirus:** No

**Initial Funding Date:** 08/21/2017

**Description:**

**Financing**

	Fund Type	Grant Year	Grant	Funded Amount	Drawn In Program Year	Drawn Thru Program Year
CDBG	EN	2016	B16DC020001	\$25,928.00	\$17,282.51	\$25,928.00
<b>Total</b>	<b>Total</b>			<b>\$25,928.00</b>	<b>\$17,282.51</b>	<b>\$25,928.00</b>

**Proposed Accomplishments**

**Actual Accomplishments**

*Number assisted:*

	<b>Owner</b>		<b>Renter</b>		<b>Total</b>		<b>Person</b>	
	Total	Hispanic	Total	Hispanic	Total	Hispanic	Total	Hispanic
White:					0	0		
Black/African American:					0	0		
Asian:					0	0		
American Indian/Alaskan Native:					0	0		
Native Hawaiian/Other Pacific Islander:					0	0		
American Indian/Alaskan Native & White:					0	0		
Asian White:					0	0		
Black/African American & White:					0	0		
American Indian/Alaskan Native & Black/African American:					0	0		
Other multi-racial:					0	0		
Asian/Pacific Islander:					0	0		
Hispanic:					0	0		
<b>Total:</b>	<b>0</b>	<b>0</b>	<b>0</b>	<b>0</b>	<b>0</b>	<b>0</b>	<b>0</b>	<b>0</b>
Female-headed Households:					0			



U.S. Department of Housing and Urban Development  
Office of Community Planning and Development  
Integrated Disbursement and Information System  
CDBG Activity Summary Report (GPR) for Program Year 2019  
ALASKA

Date: 10-Sep-2021

Time: 16:02

Page: 12

*Income Category:*

	Owner	Renter	Total	Person
Extremely Low			0	
Low Mod			0	
Moderate			0	
Non Low Moderate			0	
Total	0	0	0	0
Percent Low/Mod				

**Annual Accomplishments**

No data returned for this view. This might be because the applied filter excludes all data.



U.S. Department of Housing and Urban Development  
Office of Community Planning and Development  
Integrated Disbursement and Information System  
CDBG Activity Summary Report (GPR) for Program Year 2019  
ALASKA

Date: 10-Sep-2021  
Time: 16:02  
Page: 13

**PGM Year:** 2017  
**Project:** 0024 - FFY17 CDBG  
**IDIS Activity:** 2380 - FFY 17 State Administration  
**Status:** Open  
**Location:** ,  
**Objective:**  
**Outcome:**  
**Matrix Code:** State Administration (21J)  
**National Objective:**

**Activity to prevent, prepare for, and respond to Coronavirus:** No

**Initial Funding Date:** 12/06/2018

**Description:**

**Financing**

	Fund Type	Grant Year	Grant	Funded Amount	Drawn In Program Year	Drawn Thru Program Year
CDBG	EN	2017	B17DC020001	\$152,580.00	\$40,890.89	\$40,890.89
<b>Total</b>	<b>Total</b>			<b>\$152,580.00</b>	<b>\$40,890.89</b>	<b>\$40,890.89</b>

**Proposed Accomplishments**

**Actual Accomplishments**

*Number assisted:*

	<b>Owner</b>		<b>Renter</b>		<b>Total</b>		<b>Person</b>	
	Total	Hispanic	Total	Hispanic	Total	Hispanic	Total	Hispanic
White:					0	0		
Black/African American:					0	0		
Asian:					0	0		
American Indian/Alaskan Native:					0	0		
Native Hawaiian/Other Pacific Islander:					0	0		
American Indian/Alaskan Native & White:					0	0		
Asian White:					0	0		
Black/African American & White:					0	0		
American Indian/Alaskan Native & Black/African American:					0	0		
Other multi-racial:					0	0		
Asian/Pacific Islander:					0	0		
Hispanic:					0	0		
<b>Total:</b>	<b>0</b>	<b>0</b>	<b>0</b>	<b>0</b>	<b>0</b>	<b>0</b>	<b>0</b>	<b>0</b>
Female-headed Households:					0			



U.S. Department of Housing and Urban Development  
Office of Community Planning and Development  
Integrated Disbursement and Information System  
CDBG Activity Summary Report (GPR) for Program Year 2019  
ALASKA

Date: 10-Sep-2021

Time: 16:02

Page: 14

*Income Category:*

	Owner	Renter	Total	Person
Extremely Low			0	
Low Mod			0	
Moderate			0	
Non Low Moderate			0	
Total	0	0	0	0
Percent Low/Mod				

**Annual Accomplishments**

No data returned for this view. This might be because the applied filter excludes all data.



U.S. Department of Housing and Urban Development  
Office of Community Planning and Development  
Integrated Disbursement and Information System  
CDBG Activity Summary Report (GPR) for Program Year 2019  
ALASKA

Date: 10-Sep-2021  
Time: 16:02  
Page: 15

**PGM Year:** 2017  
**Project:** 0024 - FFY17 CDBG  
**IDIS Activity:** 2381 - FFY 17 1% Technical Assistance

**Status:** Open  
**Location:** ,

**Objective:**  
**Outcome:**  
**Matrix Code:** State Administration (21J) **National Objective:**

**Activity to prevent, prepare for, and respond to Coronavirus:** No

**Initial Funding Date:** 12/06/2018

**Description:**

**Financing**

	Fund Type	Grant Year	Grant	Funded Amount	Drawn In Program Year	Drawn Thru Program Year
CDBG	EN	2017	B17DC020001	\$26,289.00	\$5,233.67	\$5,233.67
<b>Total</b>	<b>Total</b>			<b>\$26,289.00</b>	<b>\$5,233.67</b>	<b>\$5,233.67</b>

**Proposed Accomplishments**

**Actual Accomplishments**

*Number assisted:*

	<b>Owner</b>		<b>Renter</b>		<b>Total</b>		<b>Person</b>	
	Total	Hispanic	Total	Hispanic	Total	Hispanic	Total	Hispanic
White:					0	0		
Black/African American:					0	0		
Asian:					0	0		
American Indian/Alaskan Native:					0	0		
Native Hawaiian/Other Pacific Islander:					0	0		
American Indian/Alaskan Native & White:					0	0		
Asian White:					0	0		
Black/African American & White:					0	0		
American Indian/Alaskan Native & Black/African American:					0	0		
Other multi-racial:					0	0		
Asian/Pacific Islander:					0	0		
Hispanic:					0	0		
<b>Total:</b>	<b>0</b>	<b>0</b>	<b>0</b>	<b>0</b>	<b>0</b>	<b>0</b>	<b>0</b>	<b>0</b>
Female-headed Households:					0			



U.S. Department of Housing and Urban Development  
Office of Community Planning and Development  
Integrated Disbursement and Information System  
CDBG Activity Summary Report (GPR) for Program Year 2019  
ALASKA

Date: 10-Sep-2021

Time: 16:02

Page: 16

*Income Category:*

	Owner	Renter	Total	Person
Extremely Low			0	
Low Mod			0	
Moderate			0	
Non Low Moderate			0	
Total	0	0	0	0
Percent Low/Mod				

**Annual Accomplishments**

No data returned for this view. This might be because the applied filter excludes all data.



U.S. Department of Housing and Urban Development  
Office of Community Planning and Development  
Integrated Disbursement and Information System  
CDBG Activity Summary Report (GPR) for Program Year 2019  
ALASKA

Date: 10-Sep-2021  
Time: 16:02  
Page: 17

<b>PGM Year:</b>	2017				
<b>Project:</b>	0024 - FFY17 CDBG				
<b>IDIS Activity:</b>	2382 - 17-CDBG-02 City of Pilot Point				
<b>Status:</b>	Completed 9/30/2020 12:00:00 AM	<b>Objective:</b>	Create suitable living environments		
<b>Location:</b>	,	<b>Outcome:</b>	Availability/accessibility		
		<b>Matrix Code:</b>	Fire Station/Equipment (03O)	<b>National Objective:</b>	LMA

**Activity to prevent, prepare for, and respond to Coronavirus:** No

**Initial Funding Date:** 12/07/2018

**Description:**

Fire Truck Acquisition

**Financing**

	Fund Type	Grant Year	Grant	Funded Amount	Drawn In Program Year	Drawn Thru Program Year
CDBG	EN	2017	B17DC020001	\$170,000.00	\$68,841.06	\$153,000.00
<b>Total</b>	<b>Total</b>			<b>\$170,000.00</b>	<b>\$68,841.06</b>	<b>\$153,000.00</b>

**Proposed Accomplishments**

People (General) : 68

Total Population in Service Area: 68

Census Tract Percent Low / Mod: 55.80

**Annual Accomplishments**

Years	Accomplishment Narrative	# Benefitting
2017	Purchased Fire Truck.	





U.S. Department of Housing and Urban Development  
Office of Community Planning and Development  
Integrated Disbursement and Information System  
CDBG Activity Summary Report (GPR) for Program Year 2019  
ALASKA

Date: 10-Sep-2021  
Time: 16:02  
Page: 18

<b>PGM Year:</b>	2017		
<b>Project:</b>	0024 - FFY17 CDBG		
<b>IDIS Activity:</b>	2384 - 17-CDBG-03 City of Chignik		
<b>Status:</b>	Completed 12/15/2020 12:00:00 AM	<b>Objective:</b>	Create suitable living environments
<b>Location:</b>	,	<b>Outcome:</b>	Availability/accessibility
		<b>Matrix Code:</b>	Street Improvements (03K)
		<b>National Objective:</b>	LMA

**Activity to prevent, prepare for, and respond to Coronavirus:** No

**Initial Funding Date:** 12/07/2018

**Description:**

Chignik Dam Access Trail will address sustainable and affordable utilities to the community of Chignik by providing safe clean drinking water for the community. Without this trail necessary work on the dam and pipes will not be possible. This trail will allow for cars, trucks, and ATVs to have safe access to the entire pipeline for needed repairs.

**Financing**

	Fund Type	Grant Year	Grant	Funded Amount	Drawn In Program Year	Drawn Thru Program Year
CDBG	EN	2017	B17DC020001	\$548,344.00	\$301,670.12	\$438,907.51
<b>Total</b>	<b>Total</b>			<b>\$548,344.00</b>	<b>\$301,670.12</b>	<b>\$438,907.51</b>

**Proposed Accomplishments**

People (General) : 91  
Total Population in Service Area: 91  
Census Tract Percent Low / Mod: 60.40

**Annual Accomplishments**

Years	Accomplishment Narrative	# Benefitting
2017	Constructed the Chignik access dam trail.	



U.S. Department of Housing and Urban Development  
Office of Community Planning and Development  
Integrated Disbursement and Information System  
CDBG Activity Summary Report (GPR) for Program Year 2019  
ALASKA

Date: 10-Sep-2021  
Time: 16:02  
Page: 19

**PGM Year:** 2017  
**Project:** 0024 - FFY17 CDBG  
**IDIS Activity:** 2385 - 17-CDBG-05 City of Fairbanks  
**Status:** Completed 10/15/2020 12:00:00 AM  
**Location:** ,  
**Objective:** Create suitable living environments  
**Outcome:** Availability/accessibility  
**Matrix Code:** Fire Station/Equipment (03O)  
**National Objective:** LMA

**Activity to prevent, prepare for, and respond to Coronavirus:** No

**Initial Funding Date:** 12/07/2018

**Description:**

Aerial Platform Truck Purchase

**Financing**

	Fund Type	Grant Year	Grant	Funded Amount	Drawn In Program Year	Drawn Thru Program Year
CDBG	EN	Pre-2015		\$481,865.31	\$0.00	\$0.00
		2014	B14DC020001		\$369,600.86	\$369,600.86
		2015	B15DC020001	\$13,058.99	\$0.00	\$0.00
		2016	B16DC020001	\$3,882.49	\$0.00	\$0.00
		2017	B17DC020001	\$204,659.00	\$0.00	\$0.00
<b>Total</b>	<b>Total</b>			<b>\$703,465.79</b>	<b>\$369,600.86</b>	<b>\$369,600.86</b>

**Proposed Accomplishments**

People (General) : 19,100

Total Population in Service Area: 19,100

Census Tract Percent Low / Mod: 61.00

**Annual Accomplishments**

Years	Accomplishment Narrative	# Benefitting
2017	Purchased an Aerial Platform Fire Truck	



U.S. Department of Housing and Urban Development  
Office of Community Planning and Development  
Integrated Disbursement and Information System  
CDBG Activity Summary Report (GPR) for Program Year 2019  
ALASKA

Date: 10-Sep-2021  
Time: 16:02  
Page: 20

**PGM Year:** 2017  
**Project:** 0024 - FFY17 CDBG  
**IDIS Activity:** 2393 - 17-CDBG-04 City of Huslia  
**Status:** Completed 4/15/2020 12:00:00 AM  
**Location:** ,  
**Objective:** Create suitable living environments  
**Outcome:** Availability/accessibility  
**Matrix Code:** Parks, Recreational Facilities (03F) **National Objective:** LMA

**Activity to prevent, prepare for, and respond to Coronavirus:** No

**Initial Funding Date:** 02/25/2019

**Description:**

Construction of a Multipurpose Community Center.

**Financing**

	Fund Type	Grant Year	Grant	Funded Amount	Drawn In Program Year	Drawn Thru Program Year
CDBG	EN	2017	B17DC020001	\$850,000.00	\$850,000.00	\$850,000.00
<b>Total</b>	<b>Total</b>			<b>\$850,000.00</b>	<b>\$850,000.00</b>	<b>\$850,000.00</b>

**Proposed Accomplishments**

People (General) : 293

Total Population in Service Area: 293

Census Tract Percent Low / Mod: 90.10

**Annual Accomplishments**

Years	Accomplishment Narrative	# Benefitting
2017	Constructed the Youth and Elders Multipurpose Center in Huslia, Alaska.	



U.S. Department of Housing and Urban Development  
Office of Community Planning and Development  
Integrated Disbursement and Information System  
CDBG Activity Summary Report (GPR) for Program Year 2019  
ALASKA

Date: 10-Sep-2021  
Time: 16:02  
Page: 21

**PGM Year:** 2017  
**Project:** 0024 - FFY17 CDBG  
**IDIS Activity:** 2400 - 17-CDBG-01 City of Ouzinkie  
**Status:** Completed 10/31/2020 12:00:00 AM  
**Location:** ,  
**Objective:** Create suitable living environments  
**Outcome:** Availability/accessibility  
**Matrix Code:** Water/Sewer Improvements (03J) **National Objective:** LMA

**Activity to prevent, prepare for, and respond to Coronavirus:** No

**Initial Funding Date:** 05/01/2019

**Description:**

Water transmission line replacement

**Financing**

	Fund Type	Grant Year	Grant	Funded Amount	Drawn In Program Year	Drawn Thru Program Year
CDBG	EN	2017	B17DC020001	\$677,117.00	\$647,117.00	\$647,117.00
<b>Total</b>	<b>Total</b>			<b>\$677,117.00</b>	<b>\$647,117.00</b>	<b>\$647,117.00</b>

**Proposed Accomplishments**

People (General) : 161

Total Population in Service Area: 161

Census Tract Percent Low / Mod: 56.50

**Annual Accomplishments**

Years	Accomplishment Narrative	# Benefitting
2017	Completed water transmission line replacement	



U.S. Department of Housing and Urban Development  
Office of Community Planning and Development  
Integrated Disbursement and Information System  
CDBG Activity Summary Report (GPR) for Program Year 2019  
ALASKA

Date: 10-Sep-2021  
Time: 16:02  
Page: 22

<b>PGM Year:</b>	2018				
<b>Project:</b>	0009 - FFY 19 CDBG				
<b>IDIS Activity:</b>	2405 - 18-CDBG-06 City of Hughes				
<b>Status:</b>	Completed 9/30/2020 12:00:00 AM	<b>Objective:</b>	Create suitable living environments		
<b>Location:</b>	,	<b>Outcome:</b>	Availability/accessibility		
		<b>Matrix Code:</b>	Other Public Improvements Not Listed in 03A-03S (03Z)	<b>National Objective:</b>	LMA

**Activity to prevent, prepare for, and respond to Coronavirus:** No

**Initial Funding Date:** 05/23/2019

**Description:**

Expand Hughes existing tank farm by purchasing and installing double walled fuel tanks for diesel and gasoline.

**Financing**

	Fund Type	Grant Year	Grant	Funded Amount	Drawn In Program Year	Drawn Thru Program Year
CDBG	EN	2018	B18DC020001	\$817,794.00	\$470,965.41	\$545,888.41
<b>Total</b>	<b>Total</b>			<b>\$817,794.00</b>	<b>\$470,965.41</b>	<b>\$545,888.41</b>

**Proposed Accomplishments**

People (General) : 77

Total Population in Service Area: 77

Census Tract Percent Low / Mod: 57.10

**Annual Accomplishments**

Years	Accomplishment Narrative	# Benefitting
2018	Completed Bulk Fuel Storage Facility	



U.S. Department of Housing and Urban Development  
Office of Community Planning and Development  
Integrated Disbursement and Information System  
CDBG Activity Summary Report (GPR) for Program Year 2019  
ALASKA

Date: 10-Sep-2021  
Time: 16:02  
Page: 23

**PGM Year:** 2018  
**Project:** 0009 - FFY 19 CDBG  
**IDIS Activity:** 2406 - 18-CDBG-08 City of Ekwok  
**Status:** Completed 12/31/2019 12:00:00 AM  
**Location:** ,  
**Objective:** Create suitable living environments  
**Outcome:** Availability/accessibility  
**Matrix Code:** Fire Station/Equipment (03O)  
**National Objective:** LMA

**Activity to prevent, prepare for, and respond to Coronavirus:** No

**Initial Funding Date:** 05/23/2019

**Description:**

Firefighting Equipment Acquisition

**Financing**

	Fund Type	Grant Year	Grant	Funded Amount	Drawn In Program Year	Drawn Thru Program Year
CDBG	EN	2018	B18DC020001	\$151,979.01	\$151,979.01	\$151,979.01
<b>Total</b>	<b>Total</b>			<b>\$151,979.01</b>	<b>\$151,979.01</b>	<b>\$151,979.01</b>

**Proposed Accomplishments**

People (General) : 115

Total Population in Service Area: 115

Census Tract Percent Low / Mod: 79.10

**Annual Accomplishments**

Years	Accomplishment Narrative	# Benefitting
2018	Received firefighting equipment in Ekwok	



U.S. Department of Housing and Urban Development  
Office of Community Planning and Development  
Integrated Disbursement and Information System  
CDBG Activity Summary Report (GPR) for Program Year 2019  
ALASKA

Date: 10-Sep-2021  
Time: 16:02  
Page: 24

<b>PGM Year:</b>	2018				
<b>Project:</b>	0009 - FFY 19 CDBG				
<b>IDIS Activity:</b>	2412 - 18-CDBG-04 City of Chefnak				
<b>Status:</b>	Open	<b>Objective:</b>	Create suitable living environments		
<b>Location:</b>	,	<b>Outcome:</b>	Availability/accessibility		
		<b>Matrix Code:</b>	Other Public Improvements Not Listed in 03A-03S (03Z)	<b>National Objective:</b>	LMA

**Activity to prevent, prepare for, and respond to Coronavirus:** No

**Initial Funding Date:** 06/26/2019

**Description:**

Construction-ready design documents of a Head Start Building

**Financing**

	Fund Type	Grant Year	Grant	Funded Amount	Drawn In Program Year	Drawn Thru Program Year
CDBG	EN	2018	B18DC020001	\$167,088.00	\$0.00	\$0.00
<b>Total</b>	<b>Total</b>			<b>\$167,088.00</b>	<b>\$0.00</b>	<b>\$0.00</b>

**Proposed Accomplishments**

People (General) : 436

Total Population in Service Area: 436

Census Tract Percent Low / Mod: 56.40

**Annual Accomplishments**

No data returned for this view. This might be because the applied filter excludes all data.



U.S. Department of Housing and Urban Development  
Office of Community Planning and Development  
Integrated Disbursement and Information System  
CDBG Activity Summary Report (GPR) for Program Year 2019  
ALASKA

Date: 10-Sep-2021  
Time: 16:02  
Page: 25

**PGM Year:** 2018  
**Project:** 0009 - FFY 19 CDBG  
**IDIS Activity:** 2413 - 18-CDBG-05 Kenai Peninsula Borough

**Status:** Completed 11/30/2020 12:00:00 AM  
**Location:** ,

**Objective:** Create suitable living environments  
**Outcome:** Availability/accessibility  
**Matrix Code:** Fire Station/Equipment (03O)

**National Objective:** LMA

**Activity to prevent, prepare for, and respond to Coronavirus:** No

**Initial Funding Date:** 06/26/2019

**Description:**

Acquisition of a pumpertanker for Funny River Fire Station #5

**Financing**

	Fund Type	Grant Year	Grant	Funded Amount	Drawn In Program Year	Drawn Thru Program Year
CDBG	EN	2018	B18DC020001	\$487,500.00	\$438,750.00	\$438,750.00
<b>Total</b>	<b>Total</b>			<b>\$487,500.00</b>	<b>\$438,750.00</b>	<b>\$438,750.00</b>

**Proposed Accomplishments**

People (General) : 877

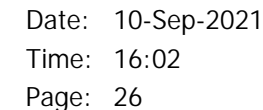
Total Population in Service Area: 877

Census Tract Percent Low / Mod: 52.50

**Annual Accomplishments**

Years	Accomplishment Narrative	# Benefitting
2018	Purchased a pumper/tanker for Funny River Fire Station #5	





Page: 26 of 36



U.S. Department of Housing and Urban Development  
Office of Community Planning and Development  
Integrated Disbursement and Information System  
CDBG Activity Summary Report (GPR) for Program Year 2019  
ALASKA

Date: 10-Sep-2021  
Time: 16:02  
Page: 27

Female-headed Households:

0 0 0

*Income Category:*

	<b>Owner</b>	<b>Renter</b>	<b>Total</b>	<b>Person</b>
Extremely Low	0	0	0	200
Low Mod	0	0	0	64
Moderate	0	0	0	0
Non Low Moderate	0	0	0	0
Total	0	0	0	264
Percent Low/Mod				100.0%

**Annual Accomplishments**

<b>Years</b>	<b>Accomplishment Narrative</b>	<b># Benefitting</b>
2018	Completed design and engineering for Ketchikan/WISH Domestic Violence Shelter	



U.S. Department of Housing and Urban Development  
Office of Community Planning and Development  
Integrated Disbursement and Information System  
CDBG Activity Summary Report (GPR) for Program Year 2019  
ALASKA

Date: 10-Sep-2021  
Time: 16:02  
Page: 28

**PGM Year:** 2018  
**Project:** 0009 - FFY 19 CDBG  
**IDIS Activity:** 2415 - 18-CDBG-07 City of Napakiak  
**Status:** Completed 9/30/2020 12:00:00 AM  
**Location:** ,  
**Objective:**  
**Outcome:**  
**Matrix Code:** Planning (20)  
**National Objective:**

**Activity to prevent, prepare for, and respond to Coronavirus:** No

**Initial Funding Date:** 06/27/2019

**Description:**

Land Use Planning to include terrain analysis, geophysical screening, and geophysical investigations to identify a location to relocate the community.

**Financing**

	Fund Type	Grant Year	Grant	Funded Amount	Drawn In Program Year	Drawn Thru Program Year
CDBG	EN	2018	B18DC020001	\$537,188.00	\$526,842.33	\$526,842.33
<b>Total</b>	<b>Total</b>			<b>\$537,188.00</b>	<b>\$526,842.33</b>	<b>\$526,842.33</b>

**Proposed Accomplishments**

**Actual Accomplishments**

*Number assisted:*

	Owner		Renter		Total		Person	
	Total	Hispanic	Total	Hispanic	Total	Hispanic	Total	Hispanic
White:					0	0		
Black/African American:					0	0		
Asian:					0	0		
American Indian/Alaskan Native:					0	0		
Native Hawaiian/Other Pacific Islander:					0	0		
American Indian/Alaskan Native & White:					0	0		
Asian White:					0	0		
Black/African American & White:					0	0		
American Indian/Alaskan Native & Black/African American:					0	0		
Other multi-racial:					0	0		
Asian/Pacific Islander:					0	0		
Hispanic:					0	0		
<b>Total:</b>	<b>0</b>	<b>0</b>	<b>0</b>	<b>0</b>	<b>0</b>	<b>0</b>	<b>0</b>	<b>0</b>
Female-headed Households:					0			



U.S. Department of Housing and Urban Development  
Office of Community Planning and Development  
Integrated Disbursement and Information System  
CDBG Activity Summary Report (GPR) for Program Year 2019  
ALASKA

Date: 10-Sep-2021

Time: 16:02

Page: 29

*Income Category:*

	Owner	Renter	Total	Person
Extremely Low			0	
Low Mod			0	
Moderate			0	
Non Low Moderate			0	
Total	0	0	0	0
Percent Low/Mod				

**Annual Accomplishments**

No data returned for this view. This might be because the applied filter excludes all data.



U.S. Department of Housing and Urban Development  
Office of Community Planning and Development  
Integrated Disbursement and Information System  
CDBG Activity Summary Report (GPR) for Program Year 2019  
ALASKA

Date: 10-Sep-2021  
Time: 16:02  
Page: 30

**PGM Year:** 2018  
**Project:** 0009 - FFY 19 CDBG  
**IDIS Activity:** 2418 - 18-CDBG-01 City of Port Alexander

**Status:** Completed 6/30/2020 12:00:00 AM  
**Location:** ,

**Objective:** Create suitable living environments  
**Outcome:** Availability/accessibility  
**Matrix Code:** Water/Sewer Improvements (03J)

**National Objective:** LMA

**Activity to prevent, prepare for, and respond to Coronavirus:** No

**Initial Funding Date:** 08/01/2019

**Description:**

Water Tank System Engineering and Design Plans

**Financing**

	Fund Type	Grant Year	Grant	Funded Amount	Drawn In Program Year	Drawn Thru Program Year
CDBG	EN	2018	B18DC020001	\$67,570.00	\$58,624.50	\$58,624.50
<b>Total</b>	<b>Total</b>			<b>\$67,570.00</b>	<b>\$58,624.50</b>	<b>\$58,624.50</b>

**Proposed Accomplishments**

People (General) : 45  
Total Population in Service Area: 45  
Census Tract Percent Low / Mod: 53.30

**Annual Accomplishments**

Years	Accomplishment Narrative	# Benefitting
2018	Completed final engineering and design plans for Port Alexander Water Tank System.	



U.S. Department of Housing and Urban Development  
Office of Community Planning and Development  
Integrated Disbursement and Information System  
CDBG Activity Summary Report (GPR) for Program Year 2019  
ALASKA

Date: 10-Sep-2021  
Time: 16:02  
Page: 31

**PGM Year:** 2018  
**Project:** 0009 - FFY 19 CDBG  
**IDIS Activity:** 2419 - 18-CDBG-02 City and Borough of Wrangell

**Status:** Completed 6/18/2021 12:00:00 AM  
**Location:** ,

**Objective:** Create suitable living environments  
**Outcome:** Availability/accessibility  
**Matrix Code:** Fire Station/Equipment (03O)

**National Objective:** LMA

**Activity to prevent, prepare for, and respond to Coronavirus:** No

**Initial Funding Date:** 08/01/2019

**Description:**

Fire Truck Acquisition

**Financing**

	Fund Type	Grant Year	Grant	Funded Amount	Drawn In Program Year	Drawn Thru Program Year
CDBG	EN	2018	B18DC020001	\$337,500.00	\$303,750.00	\$303,750.00
<b>Total</b>	<b>Total</b>			<b>\$337,500.00</b>	<b>\$303,750.00</b>	<b>\$303,750.00</b>

**Proposed Accomplishments**

People (General) : 2,369  
Total Population in Service Area: 2,369  
Census Tract Percent Low / Mod: 52.80

**Annual Accomplishments**

Years	Accomplishment Narrative	# Benefitting
2018	Completed acquisition of fire truck for the community.	



U.S. Department of Housing and Urban Development  
Office of Community Planning and Development  
Integrated Disbursement and Information System  
CDBG Activity Summary Report (GPR) for Program Year 2019  
ALASKA

Date: 10-Sep-2021  
Time: 16:02  
Page: 32

**PGM Year:** 2018  
**Project:** 0009 - FFY 19 CDBG  
**IDIS Activity:** 2451 - FFY 18 State Administration  
**Status:** Open  
**Location:** ,  
**Objective:**  
**Outcome:**  
**Matrix Code:** State Administration (21J)  
**National Objective:**

**Activity to prevent, prepare for, and respond to Coronavirus:** No

**Initial Funding Date:** 01/30/2020

**Description:**

FFY 18 State Administration

**Financing**

	Fund Type	Grant Year	Grant	Funded Amount	Drawn In Program Year	Drawn Thru Program Year
CDBG	EN	2018	B18DC020001	\$159,174.00	\$0.00	\$0.00
<b>Total</b>	<b>Total</b>			<b>\$159,174.00</b>	<b>\$0.00</b>	<b>\$0.00</b>

**Proposed Accomplishments**

**Actual Accomplishments**

*Number assisted:*

	Owner		Renter		Total		Person	
	Total	Hispanic	Total	Hispanic	Total	Hispanic	Total	Hispanic
White:					0	0		
Black/African American:					0	0		
Asian:					0	0		
American Indian/Alaskan Native:					0	0		
Native Hawaiian/Other Pacific Islander:					0	0		
American Indian/Alaskan Native & White:					0	0		
Asian White:					0	0		
Black/African American & White:					0	0		
American Indian/Alaskan Native & Black/African American:					0	0		
Other multi-racial:					0	0		
Asian/Pacific Islander:					0	0		
Hispanic:					0	0		
<b>Total:</b>	<b>0</b>	<b>0</b>	<b>0</b>	<b>0</b>	<b>0</b>	<b>0</b>	<b>0</b>	<b>0</b>
Female-headed Households:					0			



U.S. Department of Housing and Urban Development  
Office of Community Planning and Development  
Integrated Disbursement and Information System  
CDBG Activity Summary Report (GPR) for Program Year 2019  
ALASKA

Date: 10-Sep-2021

Time: 16:02

Page: 33

*Income Category:*

	Owner	Renter	Total	Person
Extremely Low			0	
Low Mod			0	
Moderate			0	
Non Low Moderate			0	
Total	0	0	0	0
Percent Low/Mod				

**Annual Accomplishments**

No data returned for this view. This might be because the applied filter excludes all data.





U.S. Department of Housing and Urban Development  
Office of Community Planning and Development  
Integrated Disbursement and Information System  
CDBG Activity Summary Report (GPR) for Program Year 2019  
ALASKA

Date: 10-Sep-2021  
Time: 16:02  
Page: 34

<b>PGM Year:</b>	2018		
<b>Project:</b>	0009 - FFY 19 CDBG		
<b>IDIS Activity:</b>	2452 - FFY 18 1% Technical Assistance		
<b>Status:</b>	Open	<b>Objective:</b>	
<b>Location:</b>	,	<b>Outcome:</b>	
		<b>Matrix Code:</b>	State CDBG Technical Assistance to Grantees (19H)
		<b>National Objective:</b>	

**Activity to prevent, prepare for, and respond to Coronavirus:** No

**Initial Funding Date:** 01/30/2020

**Description:**

FFY 18 1% Technical Assistance

**Financing**

	Fund Type	Grant Year	Grant	Funded Amount	Drawn In Program Year	Drawn Thru Program Year
CDBG	EN	2018	B18DC020001	\$29,587.00	\$0.00	\$0.00
<b>Total</b>	<b>Total</b>			<b>\$29,587.00</b>	<b>\$0.00</b>	<b>\$0.00</b>

**Proposed Accomplishments**

**Actual Accomplishments**

*Number assisted:*

	Owner		Renter		Total		Person	
	Total	Hispanic	Total	Hispanic	Total	Hispanic	Total	Hispanic
White:					0	0		
Black/African American:					0	0		
Asian:					0	0		
American Indian/Alaskan Native:					0	0		
Native Hawaiian/Other Pacific Islander:					0	0		
American Indian/Alaskan Native & White:					0	0		
Asian White:					0	0		
Black/African American & White:					0	0		
American Indian/Alaskan Native & Black/African American:					0	0		
Other multi-racial:					0	0		
Asian/Pacific Islander:					0	0		
Hispanic:					0	0		
<b>Total:</b>	<b>0</b>	<b>0</b>	<b>0</b>	<b>0</b>	<b>0</b>	<b>0</b>	<b>0</b>	<b>0</b>
Female-headed Households:					0			



U.S. Department of Housing and Urban Development  
Office of Community Planning and Development  
Integrated Disbursement and Information System  
CDBG Activity Summary Report (GPR) for Program Year 2019  
ALASKA

Date: 10-Sep-2021

Time: 16:02

Page: 35

*Income Category:*

	Owner	Renter	Total	Person
Extremely Low			0	
Low Mod			0	
Moderate			0	
Non Low Moderate			0	
Total	0	0	0	0
Percent Low/Mod				

**Annual Accomplishments**

No data returned for this view. This might be because the applied filter excludes all data.



U.S. Department of Housing and Urban Development  
Office of Community Planning and Development  
Integrated Disbursement and Information System  
CDBG Activity Summary Report (GPR) for Program Year 2019  
ALASKA

Date: 10-Sep-2021

Time: 16:02

Page: 36

---

<b>Total Funded Amount:</b>	<b>\$6,504,388.80</b>
<b>Total Drawn Thru Program Year:</b>	<b>\$4,979,228.18</b>
<b>Total Drawn In Program Year:</b>	<b>\$4,388,846.35</b>



U.S. Department of Housing and Urban Development  
Office of Community Planning and Development  
Integrated Disbursement and Information System  
CDBG Activity Summary Report (GPR) for Program Year 2020  
ALASKA

Date: 10-Sep-2021  
Time: 16:04  
Page: 1

**PGM Year:** 2014  
**Project:** 0020 - FFY 14 CDBG  
**IDIS Activity:** 2174 - FFY 2014 1% Technical Assistance  
**Status:** Completed 12/31/2020 12:00:00 AM  
**Location:** ,  
**Objective:**  
**Outcome:**  
**Matrix Code:** State Administration (21J)  
**National Objective:**

**Activity to prevent, prepare for, and respond to Coronavirus:** No

**Initial Funding Date:** 06/15/2015

**Description:**

**Financing**

	Fund Type	Grant Year	Grant	Funded Amount	Drawn In Program Year	Drawn Thru Program Year
CDBG	EN	Pre-2015		\$24,190.00	\$0.00	\$0.00
		2013	B13DC020001		\$0.00	\$449.69
		2014	B14DC020001		\$0.00	\$23,740.31
<b>Total</b>	<b>Total</b>			<b>\$24,190.00</b>	<b>\$0.00</b>	<b>\$24,190.00</b>

**Proposed Accomplishments**

**Actual Accomplishments**

<i>Number assisted:</i>	<b>Owner</b>		<b>Renter</b>		<b>Total</b>		<b>Person</b>	
	Total	Hispanic	Total	Hispanic	Total	Hispanic	Total	Hispanic
White:					0	0		
Black/African American:					0	0		
Asian:					0	0		
American Indian/Alaskan Native:					0	0		
Native Hawaiian/Other Pacific Islander:					0	0		
American Indian/Alaskan Native & White:					0	0		
Asian White:					0	0		
Black/African American & White:					0	0		
American Indian/Alaskan Native & Black/African American:					0	0		
Other multi-racial:					0	0		
Asian/Pacific Islander:					0	0		
Hispanic:					0	0		
<b>Total:</b>	<b>0</b>	<b>0</b>	<b>0</b>	<b>0</b>	<b>0</b>	<b>0</b>	<b>0</b>	<b>0</b>



U.S. Department of Housing and Urban Development  
Office of Community Planning and Development  
Integrated Disbursement and Information System  
CDBG Activity Summary Report (GPR) for Program Year 2020  
ALASKA

Date: 10-Sep-2021

Time: 16:04

Page: 2

Female-headed Households:

0

*Income Category:*

	Owner	Renter	Total	Person
Extremely Low			0	
Low Mod			0	
Moderate			0	
Non Low Moderate			0	
Total	0	0	0	0
Percent Low/Mod				

**Annual Accomplishments**

No data returned for this view. This might be because the applied filter excludes all data.



U.S. Department of Housing and Urban Development  
Office of Community Planning and Development  
Integrated Disbursement and Information System  
CDBG Activity Summary Report (GPR) for Program Year 2020  
ALASKA

Date: 10-Sep-2021  
Time: 16:04  
Page: 3

**PGM Year:** 2014  
**Project:** 0020 - FFY 14 CDBG  
**IDIS Activity:** 2175 - FFY 14 State Administration  
**Status:** Completed 12/31/2020 12:00:00 AM  
**Location:** ,  
**Objective:**  
**Outcome:**  
**Matrix Code:** State Administration (21J)  
**National Objective:**

**Activity to prevent, prepare for, and respond to Coronavirus:** No

**Initial Funding Date:** 06/15/2015

**Description:**

**Financing**

	Fund Type	Grant Year	Grant	Funded Amount	Drawn In Program Year	Drawn Thru Program Year
CDBG	EN	Pre-2015		\$148,379.00	\$0.00	\$0.00
		2013	B13DC020001		\$0.00	\$103,639.47
		2014	B14DC020001		\$0.00	\$44,739.53
<b>Total</b>	<b>Total</b>			<b>\$148,379.00</b>	<b>\$0.00</b>	<b>\$148,379.00</b>

**Proposed Accomplishments**

**Actual Accomplishments**

*Number assisted:*

	Owner		Renter		Total		Person	
	Total	Hispanic	Total	Hispanic	Total	Hispanic	Total	Hispanic
White:					0	0		
Black/African American:					0	0		
Asian:					0	0		
American Indian/Alaskan Native:					0	0		
Native Hawaiian/Other Pacific Islander:					0	0		
American Indian/Alaskan Native & White:					0	0		
Asian White:					0	0		
Black/African American & White:					0	0		
American Indian/Alaskan Native & Black/African American:					0	0		
Other multi-racial:					0	0		
Asian/Pacific Islander:					0	0		
Hispanic:					0	0		
<b>Total:</b>	<b>0</b>	<b>0</b>	<b>0</b>	<b>0</b>	<b>0</b>	<b>0</b>	<b>0</b>	<b>0</b>



U.S. Department of Housing and Urban Development  
Office of Community Planning and Development  
Integrated Disbursement and Information System  
CDBG Activity Summary Report (GPR) for Program Year 2020  
ALASKA

Date: 10-Sep-2021

Time: 16:04

Page: 4

Female-headed Households:

0

*Income Category:*

	Owner	Renter	Total	Person
Extremely Low			0	
Low Mod			0	
Moderate			0	
Non Low Moderate			0	
Total	0	0	0	0
Percent Low/Mod				

**Annual Accomplishments**

No data returned for this view. This might be because the applied filter excludes all data.



U.S. Department of Housing and Urban Development  
Office of Community Planning and Development  
Integrated Disbursement and Information System  
CDBG Activity Summary Report (GPR) for Program Year 2020  
ALASKA

Date: 10-Sep-2021  
Time: 16:04  
Page: 5

**PGM Year:** 2015  
**Project:** 0007 - FFY 15 CDBG  
**IDIS Activity:** 2237 - FFY 15 State Administration  
**Status:** Completed 12/31/2020 12:00:00 AM  
**Location:** ,  
**Objective:**  
**Outcome:**  
**Matrix Code:** State Administration (21J)  
**National Objective:**

**Activity to prevent, prepare for, and respond to Coronavirus:** No

**Initial Funding Date:** 05/25/2016

**Description:**

FFY 15 State Administration

**Financing**

	Fund Type	Grant Year	Grant	Funded Amount	Drawn In Program Year	Drawn Thru Program Year
CDBG	EN	2015	B15DC020001	\$150,195.00	\$0.00	\$150,195.00
<b>Total</b>	<b>Total</b>			<b>\$150,195.00</b>	<b>\$0.00</b>	<b>\$150,195.00</b>

**Proposed Accomplishments**

**Actual Accomplishments**

*Number assisted:*

	<b>Owner</b>		<b>Renter</b>		<b>Total</b>		<b>Person</b>	
	Total	Hispanic	Total	Hispanic	Total	Hispanic	Total	Hispanic
White:					0	0		
Black/African American:					0	0		
Asian:					0	0		
American Indian/Alaskan Native:					0	0		
Native Hawaiian/Other Pacific Islander:					0	0		
American Indian/Alaskan Native & White:					0	0		
Asian White:					0	0		
Black/African American & White:					0	0		
American Indian/Alaskan Native & Black/African American:					0	0		
Other multi-racial:					0	0		
Asian/Pacific Islander:					0	0		
Hispanic:					0	0		
<b>Total:</b>	<b>0</b>	<b>0</b>	<b>0</b>	<b>0</b>	<b>0</b>	<b>0</b>	<b>0</b>	<b>0</b>
Female-headed Households:					0			





U.S. Department of Housing and Urban Development  
Office of Community Planning and Development  
Integrated Disbursement and Information System  
CDBG Activity Summary Report (GPR) for Program Year 2020  
ALASKA

Date: 10-Sep-2021

Time: 16:04

Page: 6

*Income Category:*

	Owner	Renter	Total	Person
Extremely Low			0	
Low Mod			0	
Moderate			0	
Non Low Moderate			0	
Total	0	0	0	0
Percent Low/Mod				

**Annual Accomplishments**

No data returned for this view. This might be because the applied filter excludes all data.



U.S. Department of Housing and Urban Development  
Office of Community Planning and Development  
Integrated Disbursement and Information System  
CDBG Activity Summary Report (GPR) for Program Year 2020  
ALASKA

Date: 10-Sep-2021  
Time: 16:04  
Page: 7

**PGM Year:** 2015  
**Project:** 0007 - FFY 15 CDBG  
**IDIS Activity:** 2238 - FFY 15 1% Technical Assistance  
**Status:** Completed 12/31/2020 12:00:00 AM  
**Location:** ,  
**Objective:**  
**Outcome:**  
**Matrix Code:** State Administration (21J)  
**National Objective:**

**Activity to prevent, prepare for, and respond to Coronavirus:** No

**Initial Funding Date:** 05/25/2016

**Description:**

FFY 15 1% Technical Assistance

**Financing**

	Fund Type	Grant Year	Grant	Funded Amount	Drawn In Program Year	Drawn Thru Program Year
CDBG	EN	2015	B15DC020001	\$25,098.00	\$0.00	\$25,098.00
<b>Total</b>	<b>Total</b>			<b>\$25,098.00</b>	<b>\$0.00</b>	<b>\$25,098.00</b>

**Proposed Accomplishments**

**Actual Accomplishments**

*Number assisted:*

	<b>Owner</b>		<b>Renter</b>		<b>Total</b>		<b>Person</b>	
	Total	Hispanic	Total	Hispanic	Total	Hispanic	Total	Hispanic
White:					0	0		
Black/African American:					0	0		
Asian:					0	0		
American Indian/Alaskan Native:					0	0		
Native Hawaiian/Other Pacific Islander:					0	0		
American Indian/Alaskan Native & White:					0	0		
Asian White:					0	0		
Black/African American & White:					0	0		
American Indian/Alaskan Native & Black/African American:					0	0		
Other multi-racial:					0	0		
Asian/Pacific Islander:					0	0		
Hispanic:					0	0		
<b>Total:</b>	<b>0</b>	<b>0</b>	<b>0</b>	<b>0</b>	<b>0</b>	<b>0</b>	<b>0</b>	<b>0</b>
Female-headed Households:					0			



U.S. Department of Housing and Urban Development  
Office of Community Planning and Development  
Integrated Disbursement and Information System  
CDBG Activity Summary Report (GPR) for Program Year 2020  
ALASKA

Date: 10-Sep-2021

Time: 16:04

Page: 8

*Income Category:*

	Owner	Renter	Total	Person
Extremely Low			0	
Low Mod			0	
Moderate			0	
Non Low Moderate			0	
Total	0	0	0	0
Percent Low/Mod				

**Annual Accomplishments**

No data returned for this view. This might be because the applied filter excludes all data.



U.S. Department of Housing and Urban Development  
Office of Community Planning and Development  
Integrated Disbursement and Information System  
CDBG Activity Summary Report (GPR) for Program Year 2020  
ALASKA

Date: 10-Sep-2021  
Time: 16:04  
Page: 9

**PGM Year:** 2016  
**Project:** 0032 - FFY 16 CDBG  
**IDIS Activity:** 2307 - FFY 16 State Administration  
**Status:** Completed 12/31/2020 12:00:00 AM  
**Location:** ,  
**Objective:**  
**Outcome:**  
**Matrix Code:** State Administration (21J)  
**National Objective:**

**Activity to prevent, prepare for, and respond to Coronavirus:** No

**Initial Funding Date:** 08/21/2017

**Description:**

**Financing**

	Fund Type	Grant Year	Grant	Funded Amount	Drawn In Program Year	Drawn Thru Program Year
CDBG	EN	2016	B16DC020001	\$151,858.00	\$0.00	\$151,858.00
<b>Total</b>	<b>Total</b>			<b>\$151,858.00</b>	<b>\$0.00</b>	<b>\$151,858.00</b>

**Proposed Accomplishments**

**Actual Accomplishments**

*Number assisted:*

	<b>Owner</b>		<b>Renter</b>		<b>Total</b>		<b>Person</b>	
	Total	Hispanic	Total	Hispanic	Total	Hispanic	Total	Hispanic
White:					0	0		
Black/African American:					0	0		
Asian:					0	0		
American Indian/Alaskan Native:					0	0		
Native Hawaiian/Other Pacific Islander:					0	0		
American Indian/Alaskan Native & White:					0	0		
Asian White:					0	0		
Black/African American & White:					0	0		
American Indian/Alaskan Native & Black/African American:					0	0		
Other multi-racial:					0	0		
Asian/Pacific Islander:					0	0		
Hispanic:					0	0		
<b>Total:</b>	<b>0</b>	<b>0</b>	<b>0</b>	<b>0</b>	<b>0</b>	<b>0</b>	<b>0</b>	<b>0</b>
Female-headed Households:					0			



U.S. Department of Housing and Urban Development  
Office of Community Planning and Development  
Integrated Disbursement and Information System  
CDBG Activity Summary Report (GPR) for Program Year 2020  
ALASKA

Date: 10-Sep-2021

Time: 16:04

Page: 10

*Income Category:*

	Owner	Renter	Total	Person
Extremely Low			0	
Low Mod			0	
Moderate			0	
Non Low Moderate			0	
Total	0	0	0	0
Percent Low/Mod				

**Annual Accomplishments**

No data returned for this view. This might be because the applied filter excludes all data.



U.S. Department of Housing and Urban Development  
Office of Community Planning and Development  
Integrated Disbursement and Information System  
CDBG Activity Summary Report (GPR) for Program Year 2020  
ALASKA

Date: 10-Sep-2021  
Time: 16:04  
Page: 11

**PGM Year:** 2016  
**Project:** 0032 - FFY 16 CDBG  
**IDIS Activity:** 2308 - FFY 16 1% Technical Assistance  
**Status:** Completed 12/31/2020 12:00:00 AM  
**Location:** ,  
**Objective:**  
**Outcome:**  
**Matrix Code:** State Administration (21J)  
**National Objective:**

**Activity to prevent, prepare for, and respond to Coronavirus:** No

**Initial Funding Date:** 08/21/2017

**Description:**

**Financing**

	Fund Type	Grant Year	Grant	Funded Amount	Drawn In Program Year	Drawn Thru Program Year
CDBG	EN	2016	B16DC020001	\$25,928.00	\$0.00	\$25,928.00
<b>Total</b>	<b>Total</b>			<b>\$25,928.00</b>	<b>\$0.00</b>	<b>\$25,928.00</b>

**Proposed Accomplishments**

**Actual Accomplishments**

*Number assisted:*

	<b>Owner</b>		<b>Renter</b>		<b>Total</b>		<b>Person</b>	
	Total	Hispanic	Total	Hispanic	Total	Hispanic	Total	Hispanic
White:					0	0		
Black/African American:					0	0		
Asian:					0	0		
American Indian/Alaskan Native:					0	0		
Native Hawaiian/Other Pacific Islander:					0	0		
American Indian/Alaskan Native & White:					0	0		
Asian White:					0	0		
Black/African American & White:					0	0		
American Indian/Alaskan Native & Black/African American:					0	0		
Other multi-racial:					0	0		
Asian/Pacific Islander:					0	0		
Hispanic:					0	0		
<b>Total:</b>	<b>0</b>	<b>0</b>	<b>0</b>	<b>0</b>	<b>0</b>	<b>0</b>	<b>0</b>	<b>0</b>
Female-headed Households:					0			



U.S. Department of Housing and Urban Development  
Office of Community Planning and Development  
Integrated Disbursement and Information System  
CDBG Activity Summary Report (GPR) for Program Year 2020  
ALASKA

Date: 10-Sep-2021

Time: 16:04

Page: 12

*Income Category:*

	Owner	Renter	Total	Person
Extremely Low			0	
Low Mod			0	
Moderate			0	
Non Low Moderate			0	
Total	0	0	0	0
Percent Low/Mod				

**Annual Accomplishments**

No data returned for this view. This might be because the applied filter excludes all data.



U.S. Department of Housing and Urban Development  
Office of Community Planning and Development  
Integrated Disbursement and Information System  
CDBG Activity Summary Report (GPR) for Program Year 2020  
ALASKA

Date: 10-Sep-2021  
Time: 16:04  
Page: 13

**PGM Year:** 2017  
**Project:** 0024 - FFY17 CDBG  
**IDIS Activity:** 2380 - FFY 17 State Administration

**Status:** Open  
**Location:** ,

**Objective:**  
**Outcome:**  
**Matrix Code:** State Administration (21J) **National Objective:**

**Activity to prevent, prepare for, and respond to Coronavirus:** No

**Initial Funding Date:** 12/06/2018

**Description:**

**Financing**

	Fund Type	Grant Year	Grant	Funded Amount	Drawn In Program Year	Drawn Thru Program Year
CDBG	EN	2017	B17DC020001	\$152,580.00	\$100,704.93	\$141,595.82
<b>Total</b>	<b>Total</b>			<b>\$152,580.00</b>	<b>\$100,704.93</b>	<b>\$141,595.82</b>

**Proposed Accomplishments**

**Actual Accomplishments**

*Number assisted:*

	<b>Owner</b>		<b>Renter</b>		<b>Total</b>		<b>Person</b>	
	Total	Hispanic	Total	Hispanic	Total	Hispanic	Total	Hispanic
White:					0	0		
Black/African American:					0	0		
Asian:					0	0		
American Indian/Alaskan Native:					0	0		
Native Hawaiian/Other Pacific Islander:					0	0		
American Indian/Alaskan Native & White:					0	0		
Asian White:					0	0		
Black/African American & White:					0	0		
American Indian/Alaskan Native & Black/African American:					0	0		
Other multi-racial:					0	0		
Asian/Pacific Islander:					0	0		
Hispanic:					0	0		
<b>Total:</b>	<b>0</b>	<b>0</b>	<b>0</b>	<b>0</b>	<b>0</b>	<b>0</b>	<b>0</b>	<b>0</b>
Female-headed Households:					0			





U.S. Department of Housing and Urban Development  
Office of Community Planning and Development  
Integrated Disbursement and Information System  
CDBG Activity Summary Report (GPR) for Program Year 2020  
ALASKA

Date: 10-Sep-2021

Time: 16:04

Page: 14

*Income Category:*

	Owner	Renter	Total	Person
Extremely Low			0	
Low Mod			0	
Moderate			0	
Non Low Moderate			0	
Total	0	0	0	0
Percent Low/Mod				

**Annual Accomplishments**

No data returned for this view. This might be because the applied filter excludes all data.



U.S. Department of Housing and Urban Development  
Office of Community Planning and Development  
Integrated Disbursement and Information System  
CDBG Activity Summary Report (GPR) for Program Year 2020  
ALASKA

Date: 10-Sep-2021  
Time: 16:04  
Page: 15

**PGM Year:** 2017  
**Project:** 0024 - FFY17 CDBG  
**IDIS Activity:** 2381 - FFY 17 1% Technical Assistance  
**Status:** Open  
**Location:** ,  
**Objective:**  
**Outcome:**  
**Matrix Code:** State Administration (21J)  
**National Objective:**

**Activity to prevent, prepare for, and respond to Coronavirus:** No

**Initial Funding Date:** 12/06/2018

**Description:**

**Financing**

	Fund Type	Grant Year	Grant	Funded Amount	Drawn In Program Year	Drawn Thru Program Year
CDBG	EN	2017	B17DC020001	\$26,289.00	\$1,445.36	\$6,679.03
<b>Total</b>	<b>Total</b>			<b>\$26,289.00</b>	<b>\$1,445.36</b>	<b>\$6,679.03</b>

**Proposed Accomplishments**

**Actual Accomplishments**

*Number assisted:*

	<b>Owner</b>		<b>Renter</b>		<b>Total</b>		<b>Person</b>	
	Total	Hispanic	Total	Hispanic	Total	Hispanic	Total	Hispanic
White:					0	0		
Black/African American:					0	0		
Asian:					0	0		
American Indian/Alaskan Native:					0	0		
Native Hawaiian/Other Pacific Islander:					0	0		
American Indian/Alaskan Native & White:					0	0		
Asian White:					0	0		
Black/African American & White:					0	0		
American Indian/Alaskan Native & Black/African American:					0	0		
Other multi-racial:					0	0		
Asian/Pacific Islander:					0	0		
Hispanic:					0	0		
<b>Total:</b>	<b>0</b>	<b>0</b>	<b>0</b>	<b>0</b>	<b>0</b>	<b>0</b>	<b>0</b>	<b>0</b>
Female-headed Households:					0			



U.S. Department of Housing and Urban Development  
Office of Community Planning and Development  
Integrated Disbursement and Information System  
CDBG Activity Summary Report (GPR) for Program Year 2020  
ALASKA

Date: 10-Sep-2021

Time: 16:04

Page: 16

*Income Category:*

	Owner	Renter	Total	Person
Extremely Low			0	
Low Mod			0	
Moderate			0	
Non Low Moderate			0	
Total	0	0	0	0
Percent Low/Mod				

**Annual Accomplishments**

No data returned for this view. This might be because the applied filter excludes all data.



U.S. Department of Housing and Urban Development  
Office of Community Planning and Development  
Integrated Disbursement and Information System  
CDBG Activity Summary Report (GPR) for Program Year 2020  
ALASKA

Date: 10-Sep-2021  
Time: 16:04  
Page: 17

**PGM Year:** 2017  
**Project:** 0024 - FFY17 CDBG  
**IDIS Activity:** 2382 - 17-CDBG-02 City of Pilot Point

**Status:** Completed 9/30/2020 12:00:00 AM  
**Location:** ,

**Objective:** Create suitable living environments  
**Outcome:** Availability/accessibility  
**Matrix Code:** Fire Station/Equipment (03O)

**National Objective:** LMA

**Activity to prevent, prepare for, and respond to Coronavirus:** No

**Initial Funding Date:** 12/07/2018

**Description:**

Fire Truck Acquisition

**Financing**

	Fund Type	Grant Year	Grant	Funded Amount	Drawn In Program Year	Drawn Thru Program Year
CDBG	EN	2017	B17DC020001	\$170,000.00	\$17,000.00	\$170,000.00
<b>Total</b>	<b>Total</b>			<b>\$170,000.00</b>	<b>\$17,000.00</b>	<b>\$170,000.00</b>

**Proposed Accomplishments**

People (General) : 68  
Total Population in Service Area: 68  
Census Tract Percent Low / Mod: 55.80

**Annual Accomplishments**

Years	Accomplishment Narrative	# Benefitting
2017	Purchased Fire Truck.	



U.S. Department of Housing and Urban Development  
Office of Community Planning and Development  
Integrated Disbursement and Information System  
CDBG Activity Summary Report (GPR) for Program Year 2020  
ALASKA

Date: 10-Sep-2021  
Time: 16:04  
Page: 18

**PGM Year:** 2017  
**Project:** 0024 - FFY17 CDBG

**IDIS Activity:** 2384 - 17-CDBG-03 City of Chignik

**Status:** Completed 12/15/2020 12:00:00 AM

**Location:** ,

**Objective:** Create suitable living environments

**Outcome:** Availability/accessibility

**Matrix Code:** Street Improvements (03K)

**National Objective:** LMA

**Activity to prevent, prepare for, and respond to Coronavirus:** No

**Initial Funding Date:** 12/07/2018

**Description:**

Chignik Dam Access Trail will address sustainable and affordable utilities to the community of Chignik by providing safe clean drinking water for the community.

Without this trail necessary work on the dam and pipes will not be possible.

This trail will allow for cars, trucks, and ATVs to have safe access to the entire pipeline for needed repairs.

**Financing**

	Fund Type	Grant Year	Grant	Funded Amount	Drawn In Program Year	Drawn Thru Program Year
CDBG	EN	2017	B17DC020001	\$548,344.00	\$109,436.49	\$548,344.00
<b>Total</b>	<b>Total</b>			<b>\$548,344.00</b>	<b>\$109,436.49</b>	<b>\$548,344.00</b>

**Proposed Accomplishments**

People (General) : 91

Total Population in Service Area: 91

Census Tract Percent Low / Mod: 60.40

**Annual Accomplishments**

Years	Accomplishment Narrative	# Benefitting
2017	Constructed the Chignik access dam trail.	



U.S. Department of Housing and Urban Development  
Office of Community Planning and Development  
Integrated Disbursement and Information System  
CDBG Activity Summary Report (GPR) for Program Year 2020  
ALASKA

Date: 10-Sep-2021  
Time: 16:04  
Page: 19

**PGM Year:** 2017  
**Project:** 0024 - FFY17 CDBG  
**IDIS Activity:** 2385 - 17-CDBG-05 City of Fairbanks

**Status:** Completed 10/15/2020 12:00:00 AM  
**Location:** ,

**Objective:** Create suitable living environments  
**Outcome:** Availability/accessibility  
**Matrix Code:** Fire Station/Equipment (03O)

**National Objective:** LMA

**Activity to prevent, prepare for, and respond to Coronavirus:** No

**Initial Funding Date:** 12/07/2018

**Description:**

Aerial Platform Truck Purchase

**Financing**

	Fund Type	Grant Year	Grant	Funded Amount	Drawn In Program Year	Drawn Thru Program Year
CDBG	EN	Pre-2015		\$481,865.31	\$0.00	\$0.00
		2014	B14DC020001		\$112,264.45	\$481,865.31
		2015	B15DC020001	\$13,058.99	\$13,058.99	\$13,058.99
		2016	B16DC020001	\$3,882.49	\$3,882.49	\$3,882.49
		2017	B17DC020001	\$204,659.00	\$204,659.00	\$204,659.00
<b>Total</b>	<b>Total</b>			<b>\$703,465.79</b>	<b>\$333,864.93</b>	<b>\$703,465.79</b>

**Proposed Accomplishments**

People (General) : 19,100

Total Population in Service Area: 19,100

Census Tract Percent Low / Mod: 61.00

**Annual Accomplishments**

Years	Accomplishment Narrative	# Benefitting
2017	Purchased an Aerial Platform Fire Truck	



U.S. Department of Housing and Urban Development  
Office of Community Planning and Development  
Integrated Disbursement and Information System  
CDBG Activity Summary Report (GPR) for Program Year 2020  
ALASKA

Date: 10-Sep-2021  
Time: 16:04  
Page: 20

**PGM Year:** 2017  
**Project:** 0024 - FFY17 CDBG  
**IDIS Activity:** 2400 - 17-CDBG-01 City of Ouzinkie  
**Status:** Completed 10/31/2020 12:00:00 AM  
**Location:** ,  
**Objective:** Create suitable living environments  
**Outcome:** Availability/accessibility  
**Matrix Code:** Water/Sewer Improvements (03J) **National Objective:** LMA

**Activity to prevent, prepare for, and respond to Coronavirus:** No

**Initial Funding Date:** 05/01/2019

**Description:**

Water transmission line replacement

**Financing**

	Fund Type	Grant Year	Grant	Funded Amount	Drawn In Program Year	Drawn Thru Program Year
CDBG	EN	2017	B17DC020001	\$677,117.00	\$30,000.00	\$677,117.00
<b>Total</b>	<b>Total</b>			<b>\$677,117.00</b>	<b>\$30,000.00</b>	<b>\$677,117.00</b>

**Proposed Accomplishments**

People (General) : 161

Total Population in Service Area: 161

Census Tract Percent Low / Mod: 56.50

**Annual Accomplishments**

Years	Accomplishment Narrative	# Benefitting
2017	Completed water transmission line replacement	



U.S. Department of Housing and Urban Development  
Office of Community Planning and Development  
Integrated Disbursement and Information System  
CDBG Activity Summary Report (GPR) for Program Year 2020  
ALASKA

Date: 10-Sep-2021  
Time: 16:04  
Page: 21

<b>PGM Year:</b>	2018				
<b>Project:</b>	0009 - FFY 19 CDBG				
<b>IDIS Activity:</b>	2405 - 18-CDBG-06 City of Hughes				
<b>Status:</b>	Completed 9/30/2020 12:00:00 AM	<b>Objective:</b>	Create suitable living environments		
<b>Location:</b>	,	<b>Outcome:</b>	Availability/accessibility		
		<b>Matrix Code:</b>	Other Public Improvements Not Listed in 03A-03S (03Z)	<b>National Objective:</b>	LMA

**Activity to prevent, prepare for, and respond to Coronavirus:** No

**Initial Funding Date:** 05/23/2019

**Description:**

Expand Hughes existing tank farm by purchasing and installing double walled fuel tanks for diesel and gasoline.

**Financing**

	Fund Type	Grant Year	Grant	Funded Amount	Drawn In Program Year	Drawn Thru Program Year
CDBG	EN	2018	B18DC020001	\$817,794.00	\$271,905.59	\$817,794.00
<b>Total</b>	<b>Total</b>			<b>\$817,794.00</b>	<b>\$271,905.59</b>	<b>\$817,794.00</b>

**Proposed Accomplishments**

People (General) : 77

Total Population in Service Area: 77

Census Tract Percent Low / Mod: 57.10

**Annual Accomplishments**

Years	Accomplishment Narrative	# Benefitting
2018	Completed Bulk Fuel Storage Facility	





U.S. Department of Housing and Urban Development  
Office of Community Planning and Development  
Integrated Disbursement and Information System  
CDBG Activity Summary Report (GPR) for Program Year 2020  
ALASKA

Date: 10-Sep-2021  
Time: 16:04  
Page: 22

<b>PGM Year:</b>	2018				
<b>Project:</b>	0009 - FFY 19 CDBG				
<b>IDIS Activity:</b>	2412 - 18-CDBG-04 City of Chefnak				
<b>Status:</b>	Open	<b>Objective:</b>	Create suitable living environments		
<b>Location:</b>	,	<b>Outcome:</b>	Availability/accessibility		
		<b>Matrix Code:</b>	Other Public Improvements Not Listed in 03A-03S (03Z)	<b>National Objective:</b>	LMA

**Activity to prevent, prepare for, and respond to Coronavirus:** No

**Initial Funding Date:** 06/26/2019

**Description:**

Construction-ready design documents of a Head Start Building

**Financing**

	Fund Type	Grant Year	Grant	Funded Amount	Drawn In Program Year	Drawn Thru Program Year
CDBG	EN	2018	B18DC020001	\$167,088.00	\$30,468.00	\$30,468.00
<b>Total</b>	<b>Total</b>			<b>\$167,088.00</b>	<b>\$30,468.00</b>	<b>\$30,468.00</b>

**Proposed Accomplishments**

People (General) : 436

Total Population in Service Area: 436

Census Tract Percent Low / Mod: 56.40

**Annual Accomplishments**

No data returned for this view. This might be because the applied filter excludes all data.



U.S. Department of Housing and Urban Development  
Office of Community Planning and Development  
Integrated Disbursement and Information System  
CDBG Activity Summary Report (GPR) for Program Year 2020  
ALASKA

Date: 10-Sep-2021  
Time: 16:04  
Page: 23

**PGM Year:** 2018  
**Project:** 0009 - FFY 19 CDBG  
**IDIS Activity:** 2413 - 18-CDBG-05 Kenai Peninsula Borough  
**Status:** Completed 11/30/2020 12:00:00 AM  
**Location:** ,  
**Objective:** Create suitable living environments  
**Outcome:** Availability/accessibility  
**Matrix Code:** Fire Station/Equipment (03O)  
**National Objective:** LMA

**Activity to prevent, prepare for, and respond to Coronavirus:** No

**Initial Funding Date:** 06/26/2019

**Description:**

Acquisition of a pumpertanker for Funny River Fire Station #5

**Financing**

	Fund Type	Grant Year	Grant	Funded Amount	Drawn In Program Year	Drawn Thru Program Year
CDBG	EN	2018	B18DC020001	\$487,500.00	\$48,750.00	\$487,500.00
<b>Total</b>	<b>Total</b>			<b>\$487,500.00</b>	<b>\$48,750.00</b>	<b>\$487,500.00</b>

**Proposed Accomplishments**

People (General) : 877

Total Population in Service Area: 877

Census Tract Percent Low / Mod: 52.50

**Annual Accomplishments**

Years	Accomplishment Narrative	# Benefitting
2018	Purchased a pumper/tanker for Funny River Fire Station #5	



U.S. Department of Housing and Urban Development  
Office of Community Planning and Development  
Integrated Disbursement and Information System  
CDBG Activity Summary Report (GPR) for Program Year 2020  
ALASKA

Date: 10-Sep-2021  
Time: 16:04  
Page: 24

**PGM Year:** 2018  
**Project:** 0009 - FFY 19 CDBG  
**IDIS Activity:** 2415 - 18-CDBG-07 City of Napakiak  
**Status:** Completed 9/30/2020 12:00:00 AM  
**Location:** ,  
**Objective:**  
**Outcome:**  
**Matrix Code:** Planning (20)  
**National Objective:**

**Activity to prevent, prepare for, and respond to Coronavirus:** No

**Initial Funding Date:** 06/27/2019

**Description:**

Land Use Planning to include terrain analysis, geophysical screening, and geophysical investigations to identify a location to relocate the community.

**Financing**

	Fund Type	Grant Year	Grant	Funded Amount	Drawn In Program Year	Drawn Thru Program Year
CDBG	EN	2018	B18DC020001	\$537,188.00	\$10,345.67	\$537,188.00
<b>Total</b>	<b>Total</b>			<b>\$537,188.00</b>	<b>\$10,345.67</b>	<b>\$537,188.00</b>

**Proposed Accomplishments**

**Actual Accomplishments**

*Number assisted:*

	Owner		Renter		Total		Person	
	Total	Hispanic	Total	Hispanic	Total	Hispanic	Total	Hispanic
White:					0	0		
Black/African American:					0	0		
Asian:					0	0		
American Indian/Alaskan Native:					0	0		
Native Hawaiian/Other Pacific Islander:					0	0		
American Indian/Alaskan Native & White:					0	0		
Asian White:					0	0		
Black/African American & White:					0	0		
American Indian/Alaskan Native & Black/African American:					0	0		
Other multi-racial:					0	0		
Asian/Pacific Islander:					0	0		
Hispanic:					0	0		
<b>Total:</b>	<b>0</b>	<b>0</b>	<b>0</b>	<b>0</b>	<b>0</b>	<b>0</b>	<b>0</b>	<b>0</b>
Female-headed Households:					0			



U.S. Department of Housing and Urban Development  
Office of Community Planning and Development  
Integrated Disbursement and Information System  
CDBG Activity Summary Report (GPR) for Program Year 2020  
ALASKA

Date: 10-Sep-2021

Time: 16:04

Page: 25

*Income Category:*

	Owner	Renter	Total	Person
Extremely Low			0	
Low Mod			0	
Moderate			0	
Non Low Moderate			0	
Total	0	0	0	0
Percent Low/Mod				

**Annual Accomplishments**

No data returned for this view. This might be because the applied filter excludes all data.



U.S. Department of Housing and Urban Development  
Office of Community Planning and Development  
Integrated Disbursement and Information System  
CDBG Activity Summary Report (GPR) for Program Year 2020  
ALASKA

Date: 10-Sep-2021  
Time: 16:04  
Page: 26

<b>PGM Year:</b>	2018				
<b>Project:</b>	0009 - FFY 19 CDBG				
<b>IDIS Activity:</b>	2418 - 18-CDBG-01 City of Port Alexander				
<b>Status:</b>	Completed 6/30/2020 12:00:00 AM	<b>Objective:</b>	Create suitable living environments		
<b>Location:</b>	,	<b>Outcome:</b>	Availability/accessibility		
		<b>Matrix Code:</b>	Water/Sewer Improvements (03J)	<b>National Objective:</b>	LMA

**Activity to prevent, prepare for, and respond to Coronavirus:** No

**Initial Funding Date:** 08/01/2019

**Description:**

Water Tank System Engineering and Design Plans

**Financing**

	Fund Type	Grant Year	Grant	Funded Amount	Drawn In Program Year	Drawn Thru Program Year
CDBG	EN	2018	B18DC020001	\$67,570.00	\$8,945.50	\$67,570.00
<b>Total</b>	<b>Total</b>			<b>\$67,570.00</b>	<b>\$8,945.50</b>	<b>\$67,570.00</b>

**Proposed Accomplishments**

People (General) : 45

Total Population in Service Area: 45

Census Tract Percent Low / Mod: 53.30

**Annual Accomplishments**

Years	Accomplishment Narrative	# Benefitting
2018	Completed final engineering and design plans for Port Alexander Water Tank System.	



U.S. Department of Housing and Urban Development  
Office of Community Planning and Development  
Integrated Disbursement and Information System  
CDBG Activity Summary Report (GPR) for Program Year 2020  
ALASKA

Date: 10-Sep-2021  
Time: 16:04  
Page: 27

**PGM Year:** 2018  
**Project:** 0009 - FFY 19 CDBG  
**IDIS Activity:** 2419 - 18-CDBG-02 City and Borough of Wrangell  
**Status:** Completed 6/18/2021 12:00:00 AM  
**Location:** ,  
**Objective:** Create suitable living environments  
**Outcome:** Availability/accessibility  
**Matrix Code:** Fire Station/Equipment (03O)  
**National Objective:** LMA

**Activity to prevent, prepare for, and respond to Coronavirus:** No

**Initial Funding Date:** 08/01/2019

**Description:**

Fire Truck Acquisition

**Financing**

	Fund Type	Grant Year	Grant	Funded Amount	Drawn In Program Year	Drawn Thru Program Year
CDBG	EN	2018	B18DC020001	\$337,500.00	\$0.00	\$303,750.00
<b>Total</b>	<b>Total</b>			<b>\$337,500.00</b>	<b>\$0.00</b>	<b>\$303,750.00</b>

**Proposed Accomplishments**

People (General) : 2,369

Total Population in Service Area: 2,369

Census Tract Percent Low / Mod: 52.80

**Annual Accomplishments**

Years	Accomplishment Narrative	# Benefitting
2018	Completed acquisition of fire truck for the community.	



U.S. Department of Housing and Urban Development  
Office of Community Planning and Development  
Integrated Disbursement and Information System  
CDBG Activity Summary Report (GPR) for Program Year 2020  
ALASKA

Date: 10-Sep-2021  
Time: 16:04  
Page: 28

**PGM Year:** 2018  
**Project:** 0009 - FFY 19 CDBG  
**IDIS Activity:** 2451 - FFY 18 State Administration  
**Status:** Open  
**Location:** ,  
**Objective:**  
**Outcome:**  
**Matrix Code:** State Administration (21J)  
**National Objective:**

**Activity to prevent, prepare for, and respond to Coronavirus:** No

**Initial Funding Date:** 01/30/2020

**Description:**

FFY 18 State Administration

**Financing**

	Fund Type	Grant Year	Grant	Funded Amount	Drawn In Program Year	Drawn Thru Program Year
CDBG	EN	2018	B18DC020001	\$159,174.00	\$0.00	\$0.00
<b>Total</b>	<b>Total</b>			<b>\$159,174.00</b>	<b>\$0.00</b>	<b>\$0.00</b>

**Proposed Accomplishments**

**Actual Accomplishments**

*Number assisted:*

	Owner		Renter		Total		Person	
	Total	Hispanic	Total	Hispanic	Total	Hispanic	Total	Hispanic
White:					0	0		
Black/African American:					0	0		
Asian:					0	0		
American Indian/Alaskan Native:					0	0		
Native Hawaiian/Other Pacific Islander:					0	0		
American Indian/Alaskan Native & White:					0	0		
Asian White:					0	0		
Black/African American & White:					0	0		
American Indian/Alaskan Native & Black/African American:					0	0		
Other multi-racial:					0	0		
Asian/Pacific Islander:					0	0		
Hispanic:					0	0		
<b>Total:</b>	<b>0</b>	<b>0</b>	<b>0</b>	<b>0</b>	<b>0</b>	<b>0</b>	<b>0</b>	<b>0</b>
Female-headed Households:					0			



U.S. Department of Housing and Urban Development  
Office of Community Planning and Development  
Integrated Disbursement and Information System  
CDBG Activity Summary Report (GPR) for Program Year 2020  
ALASKA

Date: 10-Sep-2021

Time: 16:04

Page: 29

*Income Category:*

	Owner	Renter	Total	Person
Extremely Low			0	
Low Mod			0	
Moderate			0	
Non Low Moderate			0	
Total	0	0	0	0
Percent Low/Mod				

**Annual Accomplishments**

No data returned for this view. This might be because the applied filter excludes all data.





U.S. Department of Housing and Urban Development  
Office of Community Planning and Development  
Integrated Disbursement and Information System  
CDBG Activity Summary Report (GPR) for Program Year 2020  
ALASKA

Date: 10-Sep-2021  
Time: 16:04  
Page: 30

**PGM Year:** 2018  
**Project:** 0009 - FFY 19 CDBG  
**IDIS Activity:** 2452 - FFY 18 1% Technical Assistance  
**Status:** Open  
**Location:** ,  
**Objective:**  
**Outcome:**  
**Matrix Code:** State CDBG Technical Assistance to Grantees (19H)  
**National Objective:**

**Activity to prevent, prepare for, and respond to Coronavirus:** No

**Initial Funding Date:** 01/30/2020

**Description:**

FFY 18 1% Technical Assistance

**Financing**

	Fund Type	Grant Year	Grant	Funded Amount	Drawn In Program Year	Drawn Thru Program Year
CDBG	EN	2018	B18DC020001	\$29,587.00	\$0.00	\$0.00
<b>Total</b>	<b>Total</b>			<b>\$29,587.00</b>	<b>\$0.00</b>	<b>\$0.00</b>

**Proposed Accomplishments**

**Actual Accomplishments**

*Number assisted:*

	Owner		Renter		Total		Person	
	Total	Hispanic	Total	Hispanic	Total	Hispanic	Total	Hispanic
White:					0	0		
Black/African American:					0	0		
Asian:					0	0		
American Indian/Alaskan Native:					0	0		
Native Hawaiian/Other Pacific Islander:					0	0		
American Indian/Alaskan Native & White:					0	0		
Asian White:					0	0		
Black/African American & White:					0	0		
American Indian/Alaskan Native & Black/African American:					0	0		
Other multi-racial:					0	0		
Asian/Pacific Islander:					0	0		
Hispanic:					0	0		
<b>Total:</b>	<b>0</b>	<b>0</b>	<b>0</b>	<b>0</b>	<b>0</b>	<b>0</b>	<b>0</b>	<b>0</b>
Female-headed Households:					0			



U.S. Department of Housing and Urban Development  
Office of Community Planning and Development  
Integrated Disbursement and Information System  
CDBG Activity Summary Report (GPR) for Program Year 2020  
ALASKA

Date: 10-Sep-2021

Time: 16:04

Page: 31

*Income Category:*

	Owner	Renter	Total	Person
Extremely Low			0	
Low Mod			0	
Moderate			0	
Non Low Moderate			0	
Total	0	0	0	0
Percent Low/Mod				

**Annual Accomplishments**

No data returned for this view. This might be because the applied filter excludes all data.



U.S. Department of Housing and Urban Development  
Office of Community Planning and Development  
Integrated Disbursement and Information System  
CDBG Activity Summary Report (GPR) for Program Year 2020  
ALASKA

Date: 10-Sep-2021  
Time: 16:04  
Page: 32

**PGM Year:** 2019  
**Project:** 0006 - FFY 19 CDBG  
**IDIS Activity:** 2480 - FFY 19 1% Technical Assistance  
**Status:** Open  
**Location:** ,  
**Objective:**  
**Outcome:**  
**Matrix Code:** State CDBG Technical Assistance to Grantees (19H)  
**National Objective:**

**Activity to prevent, prepare for, and respond to Coronavirus:** No

**Initial Funding Date:** 08/28/2020

**Description:**

FFY 19 1% Technical Assistance

**Financing**

	Fund Type	Grant Year	Grant	Funded Amount	Drawn In Program Year	Drawn Thru Program Year
CDBG	EN	2019	B19DC020001	\$30,177.00	\$0.00	\$0.00
<b>Total</b>	<b>Total</b>			<b>\$30,177.00</b>	<b>\$0.00</b>	<b>\$0.00</b>

**Proposed Accomplishments**

**Actual Accomplishments**

*Number assisted:*

	Owner		Renter		Total		Person	
	Total	Hispanic	Total	Hispanic	Total	Hispanic	Total	Hispanic
White:					0	0		
Black/African American:					0	0		
Asian:					0	0		
American Indian/Alaskan Native:					0	0		
Native Hawaiian/Other Pacific Islander:					0	0		
American Indian/Alaskan Native & White:					0	0		
Asian White:					0	0		
Black/African American & White:					0	0		
American Indian/Alaskan Native & Black/African American:					0	0		
Other multi-racial:					0	0		
Asian/Pacific Islander:					0	0		
Hispanic:					0	0		
<b>Total:</b>	<b>0</b>	<b>0</b>	<b>0</b>	<b>0</b>	<b>0</b>	<b>0</b>	<b>0</b>	<b>0</b>
Female-headed Households:					0			



U.S. Department of Housing and Urban Development  
Office of Community Planning and Development  
Integrated Disbursement and Information System  
CDBG Activity Summary Report (GPR) for Program Year 2020  
ALASKA

Date: 10-Sep-2021

Time: 16:04

Page: 33

*Income Category:*

	Owner	Renter	Total	Person
Extremely Low			0	
Low Mod			0	
Moderate			0	
Non Low Moderate			0	
Total	0	0	0	0
Percent Low/Mod				

**Annual Accomplishments**

No data returned for this view. This might be because the applied filter excludes all data.



U.S. Department of Housing and Urban Development  
Office of Community Planning and Development  
Integrated Disbursement and Information System  
CDBG Activity Summary Report (GPR) for Program Year 2020  
ALASKA

Date: 10-Sep-2021  
Time: 16:04  
Page: 34

**PGM Year:** 2019  
**Project:** 0006 - FFY 19 CDBG  
**IDIS Activity:** 2481 - FY 19 State Administration  
**Status:** Open  
**Location:** ,  
**Objective:**  
**Outcome:**  
**Matrix Code:** State Administration (21J)  
**National Objective:**

**Activity to prevent, prepare for, and respond to Coronavirus:** No

**Initial Funding Date:** 08/28/2020

**Description:**

FFY 19 State Administration

**Financing**

	Fund Type	Grant Year	Grant	Funded Amount	Drawn In Program Year	Drawn Thru Program Year
CDBG	EN	2019	B19DC020001	\$160,354.00	\$0.00	\$0.00
<b>Total</b>	<b>Total</b>			<b>\$160,354.00</b>	<b>\$0.00</b>	<b>\$0.00</b>

**Proposed Accomplishments**

**Actual Accomplishments**

*Number assisted:*

	Owner		Renter		Total		Person	
	Total	Hispanic	Total	Hispanic	Total	Hispanic	Total	Hispanic
White:					0	0		
Black/African American:					0	0		
Asian:					0	0		
American Indian/Alaskan Native:					0	0		
Native Hawaiian/Other Pacific Islander:					0	0		
American Indian/Alaskan Native & White:					0	0		
Asian White:					0	0		
Black/African American & White:					0	0		
American Indian/Alaskan Native & Black/African American:					0	0		
Other multi-racial:					0	0		
Asian/Pacific Islander:					0	0		
Hispanic:					0	0		
<b>Total:</b>	<b>0</b>	<b>0</b>	<b>0</b>	<b>0</b>	<b>0</b>	<b>0</b>	<b>0</b>	<b>0</b>
Female-headed Households:					0			



U.S. Department of Housing and Urban Development  
Office of Community Planning and Development  
Integrated Disbursement and Information System  
CDBG Activity Summary Report (GPR) for Program Year 2020  
ALASKA

Date: 10-Sep-2021

Time: 16:04

Page: 35

*Income Category:*

	Owner	Renter	Total	Person
Extremely Low			0	
Low Mod			0	
Moderate			0	
Non Low Moderate			0	
Total	0	0	0	0
Percent Low/Mod				

**Annual Accomplishments**

No data returned for this view. This might be because the applied filter excludes all data.



U.S. Department of Housing and Urban Development  
Office of Community Planning and Development  
Integrated Disbursement and Information System  
CDBG Activity Summary Report (GPR) for Program Year 2020  
ALASKA

Date: 10-Sep-2021  
Time: 16:04  
Page: 36

<b>PGM Year:</b>	2019				
<b>Project:</b>	0006 - FFY 19 CDBG				
<b>IDIS Activity:</b>	2508 - 19-CDBG-02 City of Saint Mary's				
<b>Status:</b>	Open	<b>Objective:</b>	Create suitable living environments		
<b>Location:</b>	,	<b>Outcome:</b>	Availability/accessibility		
		<b>Matrix Code:</b>	Other Public Improvements Not Listed in 03A-03S (03Z)	<b>National Objective:</b>	LMA

**Activity to prevent, prepare for, and respond to Coronavirus:** No

**Initial Funding Date:** 06/09/2021

**Description:**

Construction of new power plant in Saint Mary's

**Financing**

	Fund Type	Grant Year	Grant	Funded Amount	Drawn In Program Year	Drawn Thru Program Year
CDBG	EN	2019	B19DC020001	\$850,000.00	\$0.00	\$0.00
<b>Total</b>	<b>Total</b>			<b>\$850,000.00</b>	<b>\$0.00</b>	<b>\$0.00</b>

**Proposed Accomplishments**

People (General) : 587

Total Population in Service Area: 587

Census Tract Percent Low / Mod: 63.00

**Annual Accomplishments**

No data returned for this view. This might be because the applied filter excludes all data.



U.S. Department of Housing and Urban Development  
Office of Community Planning and Development  
Integrated Disbursement and Information System  
CDBG Activity Summary Report (GPR) for Program Year 2020  
ALASKA

Date: 10-Sep-2021  
Time: 16:04  
Page: 37

<b>PGM Year:</b>	2019					
<b>Project:</b>	0006 - FFY 19 CDBG					
<b>IDIS Activity:</b>	2509 - 19-CDBG-01 City of Ketchikan					
<b>Status:</b>	Open	<b>Objective:</b>	Create suitable living environments			
<b>Location:</b>	,	<b>Outcome:</b>	Availability/accessibility			
		<b>Matrix Code:</b>	Homeless Facilities (not operating costs) (03C)	<b>National Objective:</b>	LMC	

**Activity to prevent, prepare for, and respond to Coronavirus:** No

**Initial Funding Date:** 06/09/2021

**Description:**

Renovation of the WISH Domestic Violence Shelter

**Financing**

	Fund Type	Grant Year	Grant	Funded Amount	Drawn In Program Year	Drawn Thru Program Year
CDBG	EN	2019	B19DC020001	\$850,000.00	\$0.00	\$0.00
<b>Total</b>	<b>Total</b>			<b>\$850,000.00</b>	<b>\$0.00</b>	<b>\$0.00</b>

**Proposed Accomplishments**

People (General) : 264

**Actual Accomplishments**

*Number assisted:*

	<b>Owner</b>		<b>Renter</b>		<b>Total</b>		<b>Person</b>	
	Total	Hispanic	Total	Hispanic	Total	Hispanic	Total	Hispanic
White:	0	0	0	0	0	0		0
Black/African American:	0	0	0	0	0	0	0	0
Asian:	0	0	0	0	0	0	0	0
American Indian/Alaskan Native:	0	0	0	0	0	0	0	0
Native Hawaiian/Other Pacific Islander:	0	0	0	0	0	0	0	0
American Indian/Alaskan Native & White:	0	0	0	0	0	0	0	0
Asian White:	0	0	0	0	0	0	0	0
Black/African American & White:	0	0	0	0	0	0	0	0
American Indian/Alaskan Native & Black/African American:	0	0	0	0	0	0	0	0
Other multi-racial:	0	0	0	0	0	0	0	0
Asian/Pacific Islander:	0	0	0	0	0	0	0	0
Hispanic:	0	0	0	0	0	0	0	0
<b>Total:</b>	<b>0</b>	<b>0</b>	<b>0</b>	<b>0</b>	<b>0</b>	<b>0</b>	<b>0</b>	<b>0</b>





U.S. Department of Housing and Urban Development  
Office of Community Planning and Development  
Integrated Disbursement and Information System  
CDBG Activity Summary Report (GPR) for Program Year 2020  
ALASKA

Date: 10-Sep-2021

Time: 16:04

Page: 38

Female-headed Households:

0

0

0

*Income Category:*

	Owner	Renter	Total	Person
Extremely Low	0	0	0	0
Low Mod	0	0	0	0
Moderate	0	0	0	0
Non Low Moderate	0	0	0	0
Total	0	0	0	0

Percent Low/Mod

**Annual Accomplishments**

No data returned for this view. This might be because the applied filter excludes all data.



U.S. Department of Housing and Urban Development  
Office of Community Planning and Development  
Integrated Disbursement and Information System  
CDBG Activity Summary Report (GPR) for Program Year 2020  
ALASKA

Date: 10-Sep-2021  
Time: 16:04  
Page: 39

<b>PGM Year:</b>	2020		
<b>Project:</b>	0017 - FFY 20 CDBG		
<b>IDIS Activity:</b>	2518 - 20-CDBG-05 City of Mekoryuk		
<b>Status:</b>	Open	<b>Objective:</b>	
<b>Location:</b>	,	<b>Outcome:</b>	
		<b>Matrix Code:</b>	Planning (20)
		<b>National Objective:</b>	

**Activity to prevent, prepare for, and respond to Coronavirus:** No

**Initial Funding Date:** 08/24/2021

**Description:**

Mekoryuk Community Plan Update

**Financing**

	Fund Type	Grant Year	Grant	Funded Amount	Drawn In Program Year	Drawn Thru Program Year
CDBG	EN	2020	B20DC020001	\$26,689.00	\$36.99	\$36.99
<b>Total</b>	<b>Total</b>			<b>\$26,689.00</b>	<b>\$36.99</b>	<b>\$36.99</b>

**Proposed Accomplishments**

**Actual Accomplishments**

*Number assisted:*

	<b>Owner</b>		<b>Renter</b>		<b>Total</b>		<b>Person</b>	
	Total	Hispanic	Total	Hispanic	Total	Hispanic	Total	Hispanic
White:					0	0		
Black/African American:					0	0		
Asian:					0	0		
American Indian/Alaskan Native:					0	0		
Native Hawaiian/Other Pacific Islander:					0	0		
American Indian/Alaskan Native & White:					0	0		
Asian White:					0	0		
Black/African American & White:					0	0		
American Indian/Alaskan Native & Black/African American:					0	0		
Other multi-racial:					0	0		
Asian/Pacific Islander:					0	0		
Hispanic:					0	0		
<b>Total:</b>	<b>0</b>	<b>0</b>	<b>0</b>	<b>0</b>	<b>0</b>	<b>0</b>	<b>0</b>	<b>0</b>
Female-headed Households:					0			



U.S. Department of Housing and Urban Development  
Office of Community Planning and Development  
Integrated Disbursement and Information System  
CDBG Activity Summary Report (GPR) for Program Year 2020  
ALASKA

Date: 10-Sep-2021

Time: 16:04

Page: 40

*Income Category:*

	Owner	Renter	Total	Person
Extremely Low			0	
Low Mod			0	
Moderate			0	
Non Low Moderate			0	
Total	0	0	0	0
Percent Low/Mod				

**Annual Accomplishments**

No data returned for this view. This might be because the applied filter excludes all data.



U.S. Department of Housing and Urban Development  
Office of Community Planning and Development  
Integrated Disbursement and Information System  
CDBG Activity Summary Report (GPR) for Program Year 2020  
ALASKA

Date: 10-Sep-2021

Time: 16:04

Page: 41

---

<b>Total Funded Amount:</b>	<b>\$7,324,064.79</b>
<b>Total Drawn Thru Program Year:</b>	<b>\$4,187,758.63</b>
<b>Total Drawn In Program Year:</b>	<b>\$962,903.46</b>

## APPENDIX E

### Economic Opportunities for low and Very Low-income Persons

#### Section 3 Summary Report



## Section 3 Summary Report

Economic Opportunities for Low- and Very Low-Income Persons

**U.S. Department of Housing and Urban Development**

Office of Fair Housing and Equal Opportunity

OMB Approval No. 2529-0043  
(exp. 11/30/2018)

Disbursement Agency
State of Alaska
455 3rd Avenue, Suite 140, Fairbanks, AK 99701
92-6001185

Reporting Entity
State of Alaska
455 3rd Avenue, Suite 140, Fairbanks, AK 99701

Dollar Amount	\$1,672,064.00
Contact Person	Pauletta Bourne
Date Report Submitted to AHFC	09/20/2021

Reporting Period		Program Area Code	Program Area Name
From	To		
7/1/20	6/30/21	CDB1	Community Devel Block Grants

## Part I: Employment and Training

Job Category	Number of New Hires	Number of New Hires that Are Sec. 3 Residents	Aggregate Number of Staff Hours Worked	Total Staff Hours for Section 3 Employees	Number of Section 3 Trainees
The expenditure of these funds did not result in any new hires.					

Total New Hires	15
Section 3 New Hires	15
Percent Section 3 New Hires	N/A
Total Section 3 Trainees	2
The minimum numerical goal for Section 3 new hires is 30%.	

## Part II: Contracts Awarded

Construction Contracts	
Total dollar amount of construction contracts awarded	\$906,788.00
Total dollar amount of contracts awarded to Section 3 businesses	\$0.00
Percentage of the total dollar amount that was awarded to Section 3 businesses	0.0%
Total number of Section 3 businesses receiving construction contracts	0
The minimum numerical goal for Section 3 construction opportunities is 10%.	

Non-Construction Contracts	
Total dollar amount of all non-construction contracts awarded	\$765,276.00
Total dollar amount of non-construction contracts awarded to Section 3 businesses	\$0.00
Percentage of the total dollar amount that was awarded to Section 3 businesses	0.0%
Total number of Section 3 businesses receiving non-construction contracts	0
The minimum numerical goal for Section 3 non-construction opportunities is 3%.	

### Part III: Summary

Indicate the efforts made to direct the employment and other economic opportunities generated by HUD financial assistance for housing and community development programs, to the greatest extent feasible, toward low- and very low-income persons, particularly those who are recipients of government assistance for housing.

Yes	Attempted to recruit low-income residents through: local advertising media, signs prominently displayed at the project site, contacts with community organizations and public or private agencies operating within the metropolitan area (or nonmetropolitan county) in which the Section 3 covered program or project is located, or similar methods.
No	Participated in a HUD program or other program which promotes the training or employment of Section 3 residents.
No	Participated in a HUD program or other program which promotes the award of contracts to business concerns which meet the definition of Section 3 business concerns.
No	Coordinated with Youthbuild Programs administered in the metropolitan area in which the Section 3 covered project is located.
No	Other; describe below.

We educate grantees about Section 3 requirements and provide a number of resources and examples to assist grantees in complying with the Section 3 requirements. We encourage grantees to use a number of methods to inform residents about available training and job opportunities funded through the CDBG funds, such as distribution of flyers, posting signs, and placing ads in local newspapers. Alaskan communities make a concerted effort to hire locally before going outside their communities to hire employees. Using force account labor is the preferred method of managing a construction project. Many times employees are only hired for a particular community project. Local businesses are used to the greatest extent practicable, but in reality it is usually not practical to expect that the majority of project materials and supplies can be purchased locally in rural Alaska. Most communities have either no local suppliers or have very limited supplies available. Smaller material purchases happen locally, if available, during the term of the project, but are done through small procurement rather than through contracts. There is evidence that several grantees had smaller contracts which were less than \$100,000 with local firms, but these haven't been counted for purposes of this report because of the dollar figures. When state CDBG staff monitor projects, grantees are monitored concerning compliance with Section 3. Through our monitoring efforts, we consider grantees, to the greatest extent feasible, comply with Section 3 requirements.



## **APPENDIX F**

### **HOME Match Report**

**FFY 2020**

**(10/1/2019 – 9/30/2020)**

Date	Project Number	Activity Number	IDIS #	Activity Name	HOME Funds Drawn	Date Liability Incurred	Date Match Credited	Total AHFC Commitment	AHFC Match Award	Other Matching Funds	Match Category
7/1/2018	HDP-17-ACD-1	HDP-17-ACD-1	2315	HDP-17-ACD-1 Carmelcrest Subdivision	700.00	7/1/2018		700.00			
9/6/2019	GOL-19-SWC-2	GOL-19-SWC-2	2420	GOL-19-SWC-2 East End Cottages	4,315.00	9/6/2019					
9/6/2019	GOL-19-SWC-2	GOL-19-SWC-2	2420	GOL-19-SWC-2 East End Cottages	25,685.00	9/6/2019					
9/6/2019	GOL-19-SWC-2	GOL-19-SWC-2	2420	GOL-19-SWC-2 East End Cottages	359,800.00	9/6/2019					
9/6/2019	HOP-17-ACD-1	HOP-17-ACD-1-2426	2426	HOMEBUYER A.B.	19,847.00	9/6/2019					
9/6/2019	HOP-17-ACD-1	HOP-17-ACD-1-2426	2427	HOMEBUYER R.B.	18,600.00	9/6/2019					
9/13/2019	HOP-17-ACD-1	HOP-17-ACD-1-2426	2428	HOMEBUYER C.L.	19,846.00	9/13/2019					
9/27/2019	GOL-19-SWC-2	GOL-19-SWC-2	2420	GOL-19-SWC-2 East End Cottages	(25,685.00)	9/27/2019					
9/27/2019	HOP-17-ACD-1	HOP-17-ACD-1-2433	2433	HOMEBUYER J.G.	19,700.00	9/27/2019					
9/27/2019	HOP-17-ACD-1	HOP-17-ACD-1-2434	2434	HOMEBUYER E.T.	18,700.00	9/27/2019					
9/30/2019	TBR 11 DOC 1	TBR 11 DOC 1	1827	TBR 11 DOC 1 Project Funds	11,530.15	9/30/2019					
9/30/2019	AHFC TBR-12-OCS-1 Project Funds	AHFC TBR-12-OCS-1 Project Funds	1978	TBR 12 OCS 1 Project Funds	1,983.00	9/30/2019					
10/3/2019	HOP-17-ACD-1	HOP-17-ACD-1-2416	2416	HOMEBUYER B.A.			10/3/19	0.00		161,464.00	Bond Financing
10/4/2019	HOP-17-ACD-1	HOP-17-ACD-1-2426	2426	HOMEBUYER A.B.			10/4/2019		(105.00)		Corporate/State Match
10/11/2019	HOP-17-ACD-1	HOP-17-ACD-1-2435	2435	HOMEBUYER L.P.	29,660.00	10/11/2019					
10/11/2019	HOP-17-ACD-1	HOP-17-ACD-1-2435	2435	HOMEBUYER L.P.			10/11/2019	30,000.00	340.00		Corporate/State Match
10/11/2019	HOP-17-ACD-1	HOP-17-ACD-1-2436	2436	HOMEBUYER K.H.	29,755.00	10/11/2019					
10/11/2019	HOP-17-ACD-1	HOP-17-ACD-1-2436	2436	HOMEBUYER K.H.			10/11/2019	30,000.00	245.00		Corporate/State Match
10/11/2019	HOP-17-ACD-1	HOP-17-ACD-1-2437	2437	HOMEBUYER M.S.	29,557.00	10/11/2019					
10/11/2019	HOP-17-ACD-1	HOP-17-ACD-1-2437	2437	HOMEBUYER M.S.			10/11/2019		240.00		Corporate/State Match
10/17/2019	HOP-17-FNH-1	HOP-17-FNH-1-2438	2438	HOMEBUYER J.W.	14,849.00	10/17/2019					
10/17/2019	HOP-17-FNH-1	HOP-17-FNH-1-2438	2438	HOMEBUYER J.W.			10/17/2019		150.00		
10/25/2019	HDP-18-RCP-1	HDP-18-RCP-1	2342	HDP-18-RCP-1 Swift Water Landing II	19,507.23	10/25/2019					
10/25/2019	HOP-17-ACD-1	HOP-17-ACD-1-2426	2426	HOMEBUYER A.B.			10/25/19	19,742.00		179,000.00	Bond Financing
10/25/2019	HOP-17-ACD-1	HOP-17-ACD-1-2426	2428	HOMEBUYER C.L.			10/25/2019	19,836.00	(10.00)		Corporate/State Match
10/31/2019	TBR 11 DOC 1	TBR 11 DOC 1	1827	TBR 11 DOC 1 Project Funds	11,687.28	10/31/2019					
10/31/2019	TBR 11 DOC 1	TBR 11 DOC 1	1827	TBR 11 DOC 1 Project Funds			10/31/2019		19,068.72		Corporate/State Match
10/31/2019	AHFC TBR-12-OCS-1 Project Funds	AHFC TBR-12-OCS-1 Project Funds	1978	TBR 12 OCS 1 Project Funds	1,447.50	10/31/2019					
10/31/2019	AHFC TBR-12-OCS-1 Project Funds	AHFC TBR-12-OCS-1 Project Funds	1978	TBR 12 OCS 1 Project Funds			10/31/2019		1,447.50		Corporate/State Match
10/31/2019	AHFC TBR-12-OCS-1 Project Funds	AHFC TBR-12-OCS-1 Project Funds	1978	TBR 12 OCS 1 Project Funds			10/31/2019		(1,447.50)		Corporate/State Match
10/31/2019	AHFC TBR-12-OCS-1 Project Funds	AHFC TBR-12-OCS-1 Project Funds	1978	TBR 12 OCS 1 Project Funds			10/31/2019		1,447.50		Corporate/State Match
11/5/2019	HOP-17-ACD-1	HOP-17-ACD-1-2426	2427	HOMEBUYER R.B.			11/5/19	18,600.00		233,000.00	Bond Financing
11/8/2019	HDP-19-ACD-1	HDP-19-ACD-1	2444	HDP-19-ACD-1 Mat-Su Self Help Housing No. 14	54,034.00	11/8/2019					
11/8/2019	HDP-19-ACD-1	HDP-19-ACD-1	2444	HDP-19-ACD-1 Mat-Su Self Help Housing No. 14	2,329.94	11/8/2019					
11/8/2019	HDP-19-ACD-1	HDP-19-ACD-1	2444	HDP-19-ACD-1 Mat-Su Self Help Housing No. 14	26,591.06	11/8/2019		82,955.00			
11/13/2019	TBR 11 DOC 1	TBR 11 DOC 1	1827	TBR 11 DOC 1 Project Funds	(10,000.00)	11/13/2019					
11/13/2019	HOP-17-ACD-1	HOP-17-ACD-1-2437	2437	HOMEBUYER M.S.			11/13/2019	29,697.00	(100.00)		Corporate/State Match
11/15/2019	HOP-17-ACD-1	HOP-17-ACD-1-2439	2439	HOMEBUYER D.F.	29,655.00	11/15/2019					
11/15/2019	HOP-17-ACD-1	HOP-17-ACD-1-2439	2439	HOMEBUYER D.F.			11/15/2019		345.00		Corporate/State Match
11/20/2019	HOP-17-ACD-1	HOP-17-ACD-1-2434	2434	HOMEBUYER E.T.			11/20/19	18,700.00		131,313.00	Bond Financing
11/22/2019	GOL-19-SWC-2	GOL-19-SWC-2	2420	GOL-19-SWC-2 East End Cottages	71,163.73	11/22/2019					
11/22/2019	GOL-19-SWC-2	GOL-19-SWC-2	2420	GOL-19-SWC-2 East End Cottages	59,429.39	11/22/2019					
11/22/2019	HOP-17-ACD-1	HOP-17-ACD-1-2440	2440	HOMEBUYER B.I.	19,765.00	11/22/2019					
11/22/2019	HOP-17-ACD-1	HOP-17-ACD-1-2440	2440	HOMEBUYER B.I.			11/22/2019		235.00		Corporate/State Match
11/27/2019	HOP-17-FNH-1	HOP-17-FNH-1-2438	2438	HOMEBUYER J.W.	(14,849.00)	11/27/2019					
11/27/2019	HOP-17-FNH-1	HOP-17-FNH-1-2438	2438	HOMEBUYER J.W.			11/27/2019	0.00	(150.00)		
11/29/2019	HOP-17-ACD-1	HOP-17-ACD-1-2441	2441	HOMEBUYER J.P.	29,749.00	11/29/2019					
11/29/2019	HOP-17-ACD-1	HOP-17-ACD-1-2441	2441	HOMEBUYER J.P.			11/29/2019		251.00		Corporate/State Match
11/30/2019	TBR 11 DOC 1	TBR 11 DOC 1	1827	TBR 11 DOC 1 Project Funds	11,308.17	11/30/2019					
11/30/2019	TBR 11 DOC 1	TBR 11 DOC 1	1827	TBR 11 DOC 1 Project Funds			11/30/2019		17,697.83		Corporate/State Match
11/30/2019	AHFC TBR-12-OCS-1 Project Funds	AHFC TBR-12-OCS-1 Project Funds	1978	TBR 12 OCS 1 Project Funds	1,152.50	11/30/2019					
11/30/2019	AHFC TBR-12-OCS-1 Project Funds	AHFC TBR-12-OCS-1 Project Funds	1978	TBR 12 OCS 1 Project Funds			11/30/2019		1,152.50		Corporate/State Match
12/6/2019	HOP-17-FNH-1	HOP-17-FNH-1-2442	2442	HOMEBUYER R.A.	14,528.82	12/6/2019					
12/6/2019	HOP-17-FNH-1	HOP-17-FNH-1-2442	2442	HOMEBUYER R.A.	5,171.18	12/6/2019					
12/6/2019	HOP-17-FNH-1	HOP-17-FNH-1-2442	2442	HOMEBUYER R.A.	10,000.00	12/6/2019					
12/6/2019	HOP-17-FNH-1	HOP-17-FNH-1-2442	2442	HOMEBUYER R.A.			12/6/2019	30,000.00	300.00		
12/6/2019	HOP-17-ACD-1	HOP-17-ACD-1-2443	2443	HOMEBUYER S.R.	29,751.00	12/6/2019					
12/6/2019	HOP-17-ACD-1	HOP-17-ACD-1-2443	2443	HOMEBUYER S.R.			12/6/2019		249.00		Corporate/State Match
12/20/2019	GOL-19-SWC-2	GOL-19-SWC-2	2420	GOL-19-SWC-2 East End Cottages	13,216.01	12/20/2019		507,924.13			
12/24/2019	HOP-17-ACD-1	HOP-17-ACD-1-2433	2433	HOMEBUYER J.G.			12/24/19	19,700.00		226,262.00	Bond Financing
12/27/2019	HOP-17-ACD-1	HOP-17-ACD-1-2443	2443	HOMEBUYER S.R.			12/27/2019	29,840.00	(160.00)		Corporate/State Match
12/27/2019	HOP-17-ACD-1	HOP-17-ACD-1-2445	2445	HOMEBUYER S.M.	19,770.00	12/27/2019					
12/27/2019	HOP-17-ACD-1	HOP-17-ACD-1-2445	2445	HOMEBUYER S.M.			12/27/2019		230.00		Corporate/State Match
12/27/2019	HOP-17-FNH-1	HOP-17-FNH-1-2446	2446	HOMEBUYER R.W.	14,849.00	12/27/2019					
12/27/2019	HOP-17-FNH-1	HOP-17-FNH-1-2446	2446	HOMEBUYER R.W.	14,551.00	12/27/2019					
12/27/2019	HOP-17-FNH-1	HOP-17-FNH-1-2446	2446	HOMEBUYER R.W.			12/27/2019		300.00		
12/27/2019	HOP-17-ACD-1	HOP-17-ACD-1-2447	2447	HOMEBUYER P.A.	29,740.00	12/27/2019					
12/27/2019	HOP-17-ACD-1	HOP-17-ACD-1-2447	2447	HOMEBUYER P.A.			12/27/2019		260.00		Corporate/State Match
12/31/2019	TBR 11 DOC 1	TBR 11 DOC 1	1827	TBR 11 DOC 1 Project Funds			12/31/2019		709.46		Corporate/State Match
12/31/2019	TBR 11 DOC 1	TBR 11 DOC 1	1827	TBR 11 DOC 1 Project Funds			12/31/2019		29,541.54		Corporate/State Match
12/31/2019	AHFC TBR-12-OCS-1 Project Funds	AHFC TBR-12-OCS-1 Project Funds	1978	TBR 12 OCS 1 Project Funds			12/31/2019		2,058.00		Corporate/State Match
1/17/2020	HOP-17-ACD-1	HOP-17-ACD-1-2441	2441	HOMEBUYER J.P.			1/17/2020	29,970.00	(30.00)		Corporate/State Match
1/17/2020	HOP-17-FNH-1	HOP-17-FNH-1-2448	2448	HOMEBUYER J.W.	14,849.00	1/17/2020					
1/17/2020	HOP-17-FNH-1	HOP-17-FNH-1-2448	2448	HOMEBUYER J.W.			1/17/2020		150.00		
1/24/2020	HOP-17-FNH-1	HOP-17-FNH-1-2449	2449	HOMEBUYER J.D.	24,750.00	1/24/2020					
1/24/2020	HOP-17-FNH-1	HOP-17-FNH-1-2449	2449	HOMEBUYER J.D.			1/24/2020		250.00		
1/31/2020	TBR 11 DOC 1	TBR 11 DOC 1	1827	TBR 11 DOC 1 Project Funds			1/31/2020		26,670.00		Corporate/State Match
1/31/2020	AHFC TBR-12-OCS-1 Project Funds	AHFC TBR-12-OCS-1 Project Funds	1978	TBR 12 OCS 1 Project Funds	417.00	1/31/2020					
1/31/2020	AHFC TBR-12-OCS-1 Project Funds	AHFC TBR-12-OCS-1 Project Funds	1978	TBR 12 OCS 1 Project Funds			1/31/2020		222.00		Corporate/State Match
1/31/2020	GOL-17-DGH-1	GOL-17-DGH-1	2310	GOL-17-DGH-1 VISTA ROSE II	71,994.00	1/31/2020		71,994.00			

Date	Project Number	Activity Number	IDIS #	Activity Name	HOME Funds Drawn	Date Liability Incurred	Date Match Credited	Total AHFC Commitment	AHFC Match Award	Other Matching Funds	MatchCategory
1/31/2020		HOP-17-ACD-1	2450	HOMEBUYER E.J.	29,700.00	1/31/2020					
1/31/2020		HOP-17-ACD-1	2450	HOMEBUYER E.J.			1/31/2020		300.00		Corporate/State Match
2/14/2020		HOP-17-ACD-1	2453	HOMEBUYER D.B.	16,624.00	2/14/2020			208.00		Corporate/State Match
2/14/2020		HOP-17-ACD-1	2453	HOMEBUYER D.B.			2/14/2020				
2/14/2020		HOP-17-ACD-1	2454	HOMEBUYER R.H.	28,571.00	2/14/2020			299.00		Corporate/State Match
2/26/2020		HOP-17-ACD-1	2445	HOMEBUYER S.M.	(702.00)	2/26/2020					
2/28/2020		HOP-17-ACD-1	2455	HOMEBUYER A.R.	19,721.00	2/28/2020					
2/28/2020		HOP-17-ACD-1	2455	HOMEBUYER A.R.			2/28/2020		279.00		Corporate/State Match
2/29/2020		TBR 11 DOC 1	1827	TBR 11 DOC 1 Project Funds			2/29/2020		27,398.00		Corporate/State Match
2/29/2020	AHFC TBR-12-OCS-1 Project Funds	AHFC TBR-12-OCS-1 Project Funds	1978	TBR 12 OCS 1 Project Funds			2/29/2020		1,472.00		Corporate/State Match
3/2/20		HOP-17-ACD-1	2439	HOMEBUYER D.F.			3/2/20	30,000.00		140,000.00	Bond Financing
3/2/20		HOP-17-ACD-1	2440	HOMEBUYER B.I.			3/2/20	20,000.00		180,000.00	Bond Financing
3/2/20		HOP-17-ACD-1	2445	HOMEBUYER S.M.			3/2/20	19,298.00		126,000.00	Bond Financing
3/2/20		HOP-17-ACD-1	2447	HOMEBUYER P.A.			3/2/20	30,000.00		207,000.00	Bond Financing
3/11/2020		HOP-17-ACD-1	2450	HOMEBUYER E.J.	(770.00)	3/11/2020					
3/31/2020		TBR 11 DOC 1	1827	TBR 11 DOC 1 Project Funds			3/31/2020		31,465.00		Corporate/State Match
3/31/2020	AHFC TBR-12-OCS-1 Project Funds	AHFC TBR-12-OCS-1 Project Funds	1978	TBR 12 OCS 1 Project Funds			3/31/2020		1,388.00		Corporate/State Match
4/3/20		HOP-17-ACD-1	2450	HOMEBUYER E.J.			4/3/20	29,230.00		193,000.00	Bond Financing
4/3/2020		HOP-17-FNH-1	2456	HOMEBUYER A.E.	22,755.00	4/3/2020					
4/3/2020		HOP-17-FNH-1	2456	HOMEBUYER A.E.			4/3/2020		225.00		
4/10/2020		HOP-17-ACD-1	2458	HOMEBUYER J.J.	19,750.00	4/10/2020					
4/10/2020		HOP-17-ACD-1	2458	HOMEBUYER J.J.			4/10/2020		250.00		Corporate/State Match
4/24/2020		HOP-17-ACD-1	2459	HOMEBUYER G.R.	29,772.29	4/24/2020					
4/24/2020		HOP-17-ACD-1	2459	HOMEBUYER G.R.			4/24/2020	30,000.00	227.71		Corporate/State Match
4/24/2020		HOP-17-ACD-1	2460	HOMEBUYER M.V.	10,500.00	4/24/2020					
4/24/2020		HOP-17-ACD-1	2460	HOMEBUYER M.V.	5,800.00	4/24/2020					
4/24/2020		HOP-17-ACD-1	2460	HOMEBUYER M.V.			4/24/2020		250.00		Corporate/State Match
4/30/2020		TBR 11 DOC 1	1827	TBR 11 DOC 1 Project Funds			4/30/2020		24,786.00		Corporate/State Match
4/30/2020	AHFC TBR-12-OCS-1 Project Funds	AHFC TBR-12-OCS-1 Project Funds	1978	TBR 12 OCS 1 Project Funds			4/30/2020		1,301.00		Corporate/State Match
5/1/2020		GOL-19-DGH-1	2411	GOL-19-DGH-1 Whispering Winds II	217,154.64	5/1/2020					
5/1/2020		GOL-19-DGH-1	2411	GOL-19-DGH-1 Whispering Winds II			5/1/2020		30,000.00		Corporate/State Match
5/1/2020		GOL-19-DGH-1	2411	GOL-19-DGH-1 Whispering Winds II			5/1/2020	450,000.00	202,845.36		Corporate/State Match
5/1/2020		HOP-17-ACD-1	2455	HOMEBUYER A.R.			5/1/2020	20,000.00		181,600.00	Bond Financing
5/8/2020		HOP-17-ACD-1	2462	HOMEBUYER M.W.	17,140.00	5/8/2020					
5/8/2020		HOP-17-ACD-1	2462	HOMEBUYER M.W.			5/8/2020		400.00		Corporate/State Match
5/11/2020		HOP-17-ACD-1	2458	HOMEBUYER J.J.	(19,750.00)	5/11/2020					
5/11/2020		HOP-17-ACD-1	2458	HOMEBUYER J.J.			5/11/2020	0.00	(250.00)		Corporate/State Match
5/15/2020		HOP-17-ACD-1	2460	HOMEBUYER M.V.	(5,800.00)	5/15/2020		10,750.00			
5/15/2020		HOP-17-FNH-1	2461	HOMEBUYER G.A.	29,700.00	5/15/2020					
5/15/2020		HOP-17-FNH-1	2461	HOMEBUYER G.A.			5/15/2020		300.00		
5/15/2020		HOP-17-ACD-1	2464	HOMEBUYER A.Y.	25,304.00	5/15/2020					
5/15/2020		HOP-17-ACD-1	2464	HOMEBUYER A.Y.	496.00	5/15/2020					
5/15/2020		HOP-17-ACD-1	2465	HOMEBUYER L.B.	19,760.00	5/15/2020					
5/15/2020		HOP-17-ACD-1	2465	HOMEBUYER L.B.			5/15/2020		240.00		Corporate/State Match
5/22/20		HOP-17-FNH-1	2456	HOMEBUYER A.E.			5/22/20	22,980.00		91,920.00	Bond Financing
5/22/2020		HOP-17-FNH-1	2463	HOMEBUYER C.T.	20,675.00	5/22/2020					
5/22/2020		HOP-17-FNH-1	2463	HOMEBUYER C.T.			5/22/2020		325.00		
5/29/2020		HOP-17-ACD-1	2453	HOMEBUYER D.B.	3,868.00	5/29/2020					
5/29/2020		HOP-17-ACD-1	2466	HOMEBUYER J.O.	28,454.00	5/29/2020					
5/29/2020		HOP-17-ACD-1	2466	HOMEBUYER J.O.			5/29/2020		200.00		Corporate/State Match
5/31/2020		TBR 11 DOC 1	1827	TBR 11 DOC 1 Project Funds			5/31/2020		28,425.00		Corporate/State Match
5/31/2020	AHFC TBR-12-OCS-1 Project Funds	AHFC TBR-12-OCS-1 Project Funds	1978	TBR 12 OCS 1 Project Funds			5/31/2020		1,301.00		Corporate/State Match
6/5/2020		HOP-17-ACD-1	2467	HOMEBUYER A.U.	27,928.00	6/5/2020					
6/5/2020		HOP-17-ACD-1	2467	HOMEBUYER A.U.			6/5/2020		210.00		Corporate/State Match
6/12/2020		HOP-17-ACD-1	2468	HOMEBUYER A.K.	19,735.00	6/12/2020					
6/12/2020		HOP-17-ACD-1	2468	HOMEBUYER A.K.			6/12/2020	20,000.00	265.00		Corporate/State Match
6/22/2020		HOP-17-ACD-1	2466	HOMEBUYER J.O.			6/22/2020	28,539.00	(115.00)		Corporate/State Match
6/26/2020		HOP-17-FNH-1	2461	HOMEBUYER G.A.	(10,000.00)	6/26/2020					
6/30/2020		TBR 11 DOC 1	1827	TBR 11 DOC 1 Project Funds			6/30/2020		29,306.00		Corporate/State Match
6/30/2020	AHFC TBR-12-OCS-1 Project Funds	AHFC TBR-12-OCS-1 Project Funds	1978	TBR 12 OCS 1 Project Funds			6/30/2020		1,301.00		Corporate/State Match
6/30/2020		HOP-17-ACD-1	2469	HOMEBUYER K.M.	6,214.00	6/30/2020					
6/30/2020		HOP-17-ACD-1	2469	HOMEBUYER K.M.			6/30/2020		140.00		Corporate/State Match
7/1/2020		HOP-17-ACD-1	2464	HOMEBUYER A.Y.	(496.00)	7/1/2020					
7/2/2020		HOP-17-ACD-1	2469	HOMEBUYER K.M.	6,214.00	7/2/2020					
7/2/2020		HOP-17-ACD-1	2469	HOMEBUYER K.M.	(6,214.00)	7/2/2020					
7/2/2020		HOP-17-ACD-1	2469	HOMEBUYER K.M.			7/2/2020		140.00		Corporate/State Match
7/2/2020		HOP-17-ACD-1	2469	HOMEBUYER K.M.			7/2/2020	6,354.00	(140.00)		Corporate/State Match
7/6/20		HOP-17-ACD-1	2462	HOMEBUYER M.W.			7/6/20	17,540.00		191,500.00	Bond Financing
7/6/20		HOP-17-ACD-1	2464	HOMEBUYER A.Y.			7/6/20	25,904.00		138,000.00	Bond Financing
7/6/20		HOP-17-ACD-1	2465	HOMEBUYER L.B.			7/6/20	20,000.00		186,300.00	Bond Financing
7/17/2020		HOP-17-ACD-1	2453	HOMEBUYER D.B.	(2,096.00)	7/17/2020					
7/24/2020		HOP-17-FNH-1	2470	HOMEBUYER S.H.			7/24/2020	580.00	580.00		
7/27/20		HOP-17-FNH-1	2446	HOMEBUYER R.W.			7/27/20	29,700.00		111,172.00	Bond Financing
7/27/20		HOP-17-FNH-1	2448	HOMEBUYER J.W.			7/27/20	14,999.00		164,000.00	Bond Financing
7/27/20		HOP-17-FNH-1	2449	HOMEBUYER J.D.			7/27/20	25,000.00		175,120.00	Bond Financing
7/27/20		HOP-17-ACD-1	2453	HOMEBUYER D.B.			7/27/20	18,604.00		130,500.00	Bond Financing
7/27/20		HOP-17-FNH-1	2463	HOMEBUYER C.T.			7/27/20	30,000.00		100,640.00	Bond Financing
7/27/20		HOP-17-ACD-1	2467	HOMEBUYER A.U.			7/27/20	28,138.00		177,929.00	Bond Financing
7/31/2020		TBR 11 DOC 1	1827	TBR 11 DOC 1 Project Funds			7/31/2020		27,057.00		Corporate/State Match
7/31/2020	AHFC TBR-12-OCS-1 Project Funds	AHFC TBR-12-OCS-1 Project Funds	1978	TBR 12 OCS 1 Project Funds			7/31/2020		1,301.00		Corporate/State Match
7/31/2020		HDP-18-RCP-1	2342	HDP-18-RCP-1 Swift Water Landing II	4,400.00	7/31/2020					
7/31/2020		HDP-18-RCP-1	2342	HDP-18-RCP-1 Swift Water Landing II	10,586.64	7/31/2020					

Date	Project Number	Activity Number	IDIS #	Activity Name	HOME Funds Drawn	Date Liability Incurred	Date Match Credited	Total AHFC Commitment	AHFC Match Award	Other Matching Funds	MatchCategory
7/31/2020	HDP-18-RCP-1	HDP-18-RCP-1	2342	HDP-18-RCP-1 Swift Water Landing II	3,917.00	7/31/2020					
7/31/2020	HDP-18-RCP-1	HDP-18-RCP-1	2342	HDP-18-RCP-1 Swift Water Landing II	20,014.36	7/31/2020					
7/31/2020	HDP-18-RCP-1	HDP-18-RCP-1	2342	HDP-18-RCP-1 Swift Water Landing II	600.00	7/31/2020		59,025.23			
8/12/20	HOP-17-FNH-1	HOP-17-FNH-1-2461	2461	HOMEBUYER G.A.				20,000.00		164,000.00	Bond Financing
8/31/2020	TBR 11 DOC 1	TBR 11 DOC 1	1827	TBR 11 DOC 1 Project Funds					24,417.00		Corporate/State Match
8/31/2020	AHFC TBR-12-OCS-1 Project Funds	AHFC TBR-12-OCS-1 Project Funds	1978	TBR 12 OCS 1 Project Funds				19,571.00	1,627.00		Corporate/State Match
9/25/2020	GOL-18-DGH-1	GOL-18-DGH-1-1	2383	GOL-18-DGH-1-1 Whispering Winds	11,346.44	9/25/2020					
9/25/2020	GOL-18-DGH-1	GOL-18-DGH-1-1	2383	GOL-18-DGH-1-1 Whispering Winds	(11,346.44)	9/25/2020					
9/25/2020	GOL-18-DGH-1	GOL-18-DGH-1-1	2383	GOL-18-DGH-1-1 Whispering Winds			9/25/2020		612.09		Corporate/State Match
9/25/2020	GOL-18-DGH-1	GOL-18-DGH-1-1	2383	GOL-18-DGH-1-1 Whispering Winds			9/25/2020		(612.09)		Corporate/State Match
9/25/2020	GOL-18-DGH-1	GOL-18-DGH-1-1	2383	GOL-18-DGH-1-1 Whispering Winds			9/25/2020		113,176.47		Corporate/State Match
9/25/2020	GOL-18-DGH-1	GOL-18-DGH-1-1	2383	GOL-18-DGH-1-1 Whispering Winds			9/25/2020	0.00	(113,176.47)		Corporate/State Match
9/30/2020	TBR 11 DOC 1	TBR 11 DOC 1	1827	TBR 11 DOC 1 Project Funds			9/30/2020	334,901.15	23,834.00		Corporate/State Match

1,764,525.89

565,115.62

3,589,720.00

Total Bond Financing \$ 3,589,720.00

HOME Funds Drawn \$1,764,525.89  
 Percentage of Match Liability 0  
 Match Liability \$0.00

Prior Years Match Bank (Carryforward)  
 Restricted 38,839,527.76  
 Unrestricted 14,234,803.50  
 Total Bank \$53,074,331.26

Total Match Liability \$0.00  
 Percentage of Match Allowed From Bonds 0.25  
 Total Allowed From Bonds \$0.00

Total Match From AHFC \$565,115.62  
 Total Match From Other \$3,589,720.00  
 Total Match \$4,154,835.62

Total Match From Bonds \$3,589,720.00  
 Total Allowed From Bonds \$0.00  
 Excess Restricted Match Proceeds \$3,589,720.00

Total Allowed From Bonds \$0.00  
 AHFC Match \$565,115.62  
 Other Match (No Bonds) \$0.00  
 Total Unrestricted Match \$565,115.62  
 Total Match Liability \$0.00  
 Excess Unrestricted Match \$565,115.62

**Match Summary**

Restricted Match FFY 2020 \$3,589,720.00  
 Total Allowed From Bond Proceeds \$0.00  
 Bankable Restricted FFY2020 \$3,589,720.00  
 Restricted Carryforward \$38,839,527.76  
 Total Bankable Restricted Carryforward for FFY2021 \$42,429,247.76  
 Unrestricted Match Total FFY2020 \$565,115.62  
 Unrestricted Match Carryforward \$14,234,803.50  
 Total Bankable Unrestricted Match Carryforward for FFY2021 \$14,799,919.12

Current Match Bank Total \$57,229,166.88

## **APPENDIX G**

### **PUBLIC COMMENTS**

According to the State's Citizen Participation Plan, and as part of the outreach effort to promote citizen participation in the Consolidated Annual Performance Evaluation Report (CAPER), AHFC participated in several community development events, solicited and received individual comments from citizens throughout the state.

The public participation for the development of the CAPER was extensively advertised on the AHFC website, in statewide and local newspapers and via emails. AHFC published the CAPER on the AHFC website on September 16, 2021 and it remained available for public comment until the close of business on September 30, 2021. Comments received will be noted below when the public comment period ends.

No public comments were received during the public comment period.

## APPENDIX H

SAGE Report from HMIS

7/1/2020 – 6/30/2021

HUD ESG CAPER FY2020

Grant: ESG: Alaska Nonentitlement - AK - Report   Type: CAPER

Report Date Range

7/1/2020 to 6/30/2021

Q01a. Contact Information

First name	Jennifer
Middle name	
Last name	Smerud
Suffix	
Title	Planner
Street Address 1	4300 Boniface Pkwy
Street Address 2	
City	Anchorage
State	Alaska
ZIP Code	99504
E-mail Address	jsmerud@ahfc.us
Phone Number	(907)330-8264
Extension	
Fax Number	()-

Q01b. Grant Information

As of 8/20/2021

Fiscal Year	Grant Number	Current Authorized Amount	Total Drawn	Balance	Obligation Date	Expenditure Deadline
2020	E20DC020001	\$265,224.00	\$142,826.43	\$122,397.57	8/12/2020	8/12/2022
2019	E19DC020001	\$250,712.00	\$250,711.65	\$.35	8/27/2019	8/27/2021
2018	E18DC020001	\$235,176.00	\$235,176.00	\$0	9/12/2018	9/12/2020
2017	E17DC020001	\$230,448.00	\$230,448.00	\$0	10/19/2017	10/19/2019
2016	E16DC020001	\$225,884.00	\$225,884.00	\$0	8/22/2016	8/22/2018
2015	E15DC020001	\$215,620.00	\$215,620.00	\$0	8/12/2015	8/12/2017
2014	E14DC020001	\$198,264.00	\$198,264.00	\$0	7/29/2014	7/29/2016
2013	E13DC020001	\$155,478.00	\$155,478.00	\$0	7/25/2013	7/25/2015
2012						
2011						
Total		\$1,776,806.00	\$1,654,408.08	\$122,397.92		

ESG Information from IDIS

CAPER reporting includes funds used from fiscal year:

2019, 2020

Project types carried out during the program year

Enter the number of each type of projects funded through ESG during this program year.

Street Outreach	0
Emergency Shelter	5
Transitional Housing (grandfathered under ES)	0
Day Shelter (funded under ES)	0
Rapid Re-Housing	1
Homelessness Prevention	4

Q01c. Additional Information

HMIS

Comparable Database

Are 100% of the project(s) funded through ESG, which are allowed to use HMIS, entering data into HMIS?	Yes
Have all of the projects entered data into Sage via a CSV - CAPER Report upload?	Yes
Are 100% of the project(s) funded through ESG, which are allowed to use a comparable database, entering data into the comparable database?	Yes
Have all of the projects entered data into Sage via a CSV - CAPER Report upload?	Yes

Q04a: Project Identifiers in HMIS

Organization Name	Organization ID	Project Name	Project ID	HMIS Project Type	Method for Tracking ES	Affiliated with a residential project	Project IDs of affiliations	CoC Number	Geocode	Victim Service Provider	HMIS Software Name	Report Start Date	Report End Date	CSV Exception?	Uploaded via emailed hyperlink?
AWARE	84676	Emergency Shelter	84678	1	0			AK-501	29110	1		2020-07-01	2021-06-30	No	Yes
Fairbanks Youth Advocates	284	Fairbanks Youth Advocates - ESG The Door [ES]	285	1	3			AK-501	029090	0	ServicePoint	2020-07-01	2021-06-30	No	Yes
Brother Francis Shelter Kodiak	364	Brother Francis Shelter Kodiak - ESG-CV Emergency Shelter [ES]	134	1	3			AK-501	029150	0	ServicePoint	2020-07-01	2021-06-30	No	Yes
Juneau Cooperative Christian Ministry	228	Juneau Cooperative Christian Ministry - ESG/ESG-CV The Glory Hall [ES]	229	1	3			AK-501	029110	0	ServicePoint	2020-07-01	2021-06-30	No	Yes
Interior Alaska Center for Non-Violent Living (IACNVL)	305	Interior Alaska Center for Non-Violent Living (IACNVL) [ES]	306	1	0			AK-501	029090	1	ServicePoint	2020-07-01	2021-06-30	No	Yes
Interior Alaska Center for Non-Violent Living (IACNVL)	305	Interior Alaska Center for Non-Violent Living (IACNVL) - ESG-CV [RRH]	414	13				AK-501	029090	0	ServicePoint	2020-07-01	2021-06-30	No	Yes
Valley Charities, Inc.	258	Valley Charities, Inc. - ESG Rapid Rehousing [RRH]	375	13				AK-501	029170	0	ServicePoint	2020-07-01	2021-06-30	No	Yes
Valley Charities, Inc.	258	Valley Charities, Inc. - ESG Homelessness Prevention [HP]	374	12				AK-501	029170	0	ServicePoint	2020-07-01	2021-06-30	No	Yes
MYHouse	475	MYHouse - ESG Homelessness Prevention [HP]	491	12				AK-501	029170	0	ServicePoint	2020-07-01	2021-06-30	No	Yes
Blood n Fire Ministries	470	Blood n Fire Ministries - ESG Homelessness Prevention [VCI Grant] [HP]	489	12				AK-501	029170	0	ServicePoint	2020-07-01	2021-06-30	No	Yes
Salvation Army Mat-Su Valley	479	Salvation Army Mat-Su Valley - ESG Homelessness Prevention [HP]	815	12				AK-501	029170	0	ServicePoint	2020-07-01	2021-06-30	No	Yes

Q05a: Report Validations Table

Total Number of Persons Served	625
Number of Adults (Age 18 or Over)	405
Number of Children (Under Age 18)	218
Number of Persons with Unknown Age	2
Number of Leavers	510
Number of Adult Leavers	337
Number of Adult and Head of Household Leavers	422
Number of Stayers	115
Number of Adult Stayers	69
Number of Veterans	22
Number of Chronically Homeless Persons	118
Number of Youth Under Age 25	146
Number of Parenting Youth Under Age 25 with Children	11
Number of Adult Heads of Household	399
Number of Child and Unknown-Age Heads of Household	88
Heads of Households and Adult Stayers in the Project 365 Days or More	12



Q06a: Data Quality: Personally Identifying Information (PII)

Data Element	Client Doesn't Know/Refused	Information Missing	Data Issues	Total	% of Error Rate
Name	2	0	2	4	0.64 %
Social Security Number	174	236	131	541	86.56 %
Date of Birth	1	2	0	3	0.48 %
Race	7	4	0	11	1.76 %
Ethnicity	3	4	0	7	1.12 %
Gender	0	1	0	1	0.16 %
Overall Score				542	86.72 %

Q06b: Data Quality: Universal Data Elements

	Error Count	% of Error Rate
Veteran Status	6	1.48 %
Project Start Date	0	0.00 %
Relationship to Head of Household	8	1.28 %
Client Location	71	14.58 %
Disabling Condition	26	4.16 %

Q06c: Data Quality: Income and Housing Data Quality

	Error Count	% of Error Rate
Destination	165	32.35 %
Income and Sources at Start	46	9.45 %
Income and Sources at Annual Assessment	11	91.67 %
Income and Sources at Exit	36	8.53 %

Q06d: Data Quality: Chronic Homelessness

	Count of Total Records	Missing Time in Institution	Missing Time in Housing	Approximate Date Started DK/R/missing	Number of Times DK/R/missing	Number of Months DK/R/missing	% of Records Unable to Calculate
ES, SH, Street Outreach	470	0	0	5	27	29	7.67 %
TH	0	0	0	0	0	0	--
PH (All)	0	0	0	0	0	0	--
Total	470	0	0	0	0	0	7.67 %

Q06e: Data Quality: Timeliness

	Number of Project Start Records	Number of Project Exit Records
0 days	116	103
1-3 Days	141	150
4-6 Days	79	52
7-10 Days	43	50
11+ Days	188	154

Q06f: Data Quality: Inactive Records: Street Outreach & Emergency Shelter

	# of Records	# of Inactive Records	% of Inactive Records
Contact (Adults and Heads of Household in Street Outreach or ES - NBN)	4	4	100.00 %
Bed Night (All Clients in ES - NBN)	4	4	100.00 %

Q07a: Number of Persons Served

	Total	Without Children	With Children and Adults	With Only Children	Unknown Household Type
Adults	405	331	73	0	1
Children	218	0	132	86	0
Client Doesn't Know/ Client Refused	1	1	0	0	0
Data Not Collected	1	0	0	0	1
Total	625	332	205	86	2
For PSH & RRH – the total persons served who moved into housing	0	0	0	0	0

Q08a: Households Served

	Total	Without Children	With Children and Adults	With Only Children	Unknown Household Type
Total Households	487	328	71	85	3
For PSH & RRH – the total households served who moved into housing	0	0	0	0	0

Q08b: Point-in-Time Count of Households on the Last Wednesday					
	Total	Without Children	With Children and Adults	With Only Children	Unknown Household Type
January	87	63	17	6	1
April	74	52	14	7	1
July	76	45	20	10	1
October	95	67	19	8	1

Q09a: Number of Persons Contacted				
	All Persons Contacted	First contact – NOT staying on the Streets, ES, or SH	First contact – WAS staying on Streets, ES, or SH	First contact – Worker unable to determine
Once	0	0	0	0
2-5 Times	0	0	0	0
6-9 Times	0	0	0	0
10+ Times	0	0	0	0
Total Persons Contacted	0	0	0	0

Q09b: Number of Persons Engaged				
	All Persons Contacted	First contact – NOT staying on the Streets, ES, or SH	First contact – WAS staying on Streets, ES, or SH	First contact – Worker unable to determine
Once	0	0	0	0
2-5 Contacts	0	0	0	0
6-9 Contacts	0	0	0	0
10+ Contacts	0	0	0	0
Total Persons Engaged	0	0	0	0
Rate of Engagement	0.00	0.00	0.00	0.00

Q10a: Gender of Adults				
	Total	Without Children	With Children and Adults	Unknown Household Type
Male	160	157	3	0
Female	242	171	70	1
Trans Female (MTF or Male to Female)	2	2	0	0
Trans Male (FTM or Female to Male)	1	1	0	0
Gender Non-Conforming (i.e. not exclusively male or female)	0	0	0	0
Client Doesn't Know/Client Refused	0	0	0	0
Data Not Collected	0	0	0	0
Subtotal	405	331	73	1

Q10b: Gender of Children				
	Total	With Children and Adults	With Only Children	Unknown Household Type
Male	95	71	24	0
Female	112	61	51	0
Trans Female (MTF or Male to Female)	1	0	1	0
Trans Male (FTM or Female to Male)	7	0	7	0
Gender Non-Conforming (i.e. not exclusively male or female)	3	0	3	0
Client Doesn't Know/Client Refused	0	0	0	0
Data Not Collected	0	0	0	0
Subtotal	218	132	86	0

Q10c: Gender of Persons Missing Age Information					
	Total	Without Children	With Children and Adults	With Only Children	Unknown Household Type
Male	0	0	0	0	0
Female	1	2	0	0	0
Trans Female (MTF or Male to Female)	0	0	0	0	0
Trans Male (FTM or Female to Male)	0	0	0	0	0
Gender Non-Conforming (i.e. not exclusively male or female)	0	0	0	0	0
Client Doesn't Know/Client Refused	0	0	0	0	0
Data Not Collected	1	0	0	0	1
Subtotal	2	2	0	0	1

Q10d: Gender by Age Ranges							
	Total	Under Age 18	Age 18-24	Age 25-61	Age 62 and over	Client Doesn't Know/ Client Refused	Data Not Collected
Male	255	95	21	122	17	0	0
Female	355	112	34	199	9	1	0
Trans Female (MTF or Male to Female)	3	1	0	2	0	0	0
Trans Male (FTM or Female to Male)	8	7	1	0	0	0	0
Gender Non-Conforming (i.e. not exclusively male or female)	3	3	0	0	0	0	0
Client Doesn't Know/Client Refused	0	0	0	0	0	0	0
Data Not Collected	1	0	0	0	0	0	1
Subtotal	625	218	56	323	26	1	1

Q11: Age

	Total	Without Children	With Children and Adults	With Only Children	Unknown Household Type
Under 5	51	0	50	1	0
5 - 12	66	0	64	2	0
13 - 17	101	0	18	83	0
18 - 24	56	43	13	0	0
25 - 34	104	69	35	0	0
35 - 44	99	85	14	0	0
45 - 54	80	70	9	0	1
55 - 61	40	38	2	0	0
62+	26	26	0	0	0
Client Doesn't Know/Client Refused	1	1	0	0	0
Data Not Collected	1	0	0	0	1
Total	625	332	205	86	2

Q12a: Race

	Total	Without Children	With Children and Adults	With Only Children	Unknown Household Type
White	283	170	75	38	0
Black or African American	33	11	16	6	0
Asian	15	13	1	1	0
American Indian or Alaska Native	206	95	85	26	0
Native Hawaiian or Other Pacific Islander	5	5	0	0	0
Multiple Races	67	30	24	13	0
Client Doesn't Know/Client Refused	7	3	2	1	1
Data Not Collected	9	5	2	1	1
Total	625	332	205	86	2

Q12b: Ethnicity

	Total	Without Children	With Children and Adults	With Only Children	Unknown Household Type
Non-Hispanic/Non-Latino	560	302	179	78	1
Hispanic/Latino	50	23	19	8	0
Client Doesn't Know/Client Refused	3	0	3	0	0
Data Not Collected	12	7	4	0	1
Total	625	332	205	86	2

Q13a1: Physical and Mental Health Conditions at Start

	Total Persons	Without Children	Adults in HH with Children & Adults	Children in HH with Children & Adults	With Children and Adults ☞	With Only Children	Unknown Household Type
Mental Health Problem	203	141	17	2	–	43	0
Alcohol Abuse	45	36	4	0	–	5	0
Drug Abuse	43	32	5	0	–	6	0
Both Alcohol and Drug Abuse	57	42	4	0	–	11	0
Chronic Health Condition	69	47	6	1	–	15	0
HIV/AIDS	2	2	0	0	–	0	0
Developmental Disability	55	21	2	10	–	22	0
Physical Disability	77	62	5	2	–	8	0

☞ The "With Children and Adults" column is retired as of 10/1/2019 and replaced with the columns "Adults in HH with Children & Adults" and "Children in HH with Children & Adults".

Q13b1: Physical and Mental Health Conditions at Exit

	Total Persons	Without Children	Adults in HH with Children & Adults	Children in HH with Children & Adults	With Children and Adults ☞	With Only Children	Unknown Household Type
Mental Health Problem	190	132	14	1	–	43	0
Alcohol Abuse	44	35	4	0	–	5	0
Drug Abuse	44	31	7	0	–	6	0
Both Alcohol and Drug Abuse	55	40	4	0	–	11	0
Chronic Health Condition	65	43	6	1	–	15	0
HIV/AIDS	2	2	0	0	–	0	0
Developmental Disability	55	23	2	9	–	21	0
Physical Disability	75	61	5	1	–	8	0

☞ The "With Children and Adults" column is retired as of 10/1/2019 and replaced with the columns "Adults in HH with Children & Adults" and "Children in HH with Children & Adults".

Q13c1: Physical and Mental Health Conditions for Stayers							
	Total Persons	Without Children	Adults in HH with Children & Adults	Children in HH with Children & Adults	With Children and Adults ☾	With Only Children	Unknown Household Type
Mental Health Problem	23	20	3	0	--	0	0
Alcohol Abuse	5	4	1	0	--	0	0
Drug Abuse	7	6	1	0	--	0	0
Both Alcohol and Drug Abuse	26	16	4	6	--	0	0
Chronic Health Condition	4	4	0	0	--	0	0
HIV/AIDS	0	0	0	0	--	0	0
Developmental Disability	3	1	0	1	--	1	0
Physical Disability	6	5	0	1	--	0	0

☾ The "With Children and Adults" column is retired as of 10/1/2019 and replaced with the columns "Adults in HH with Children & Adults" and "Children in HH with Children & Adults".

Q14a: Domestic Violence History					
	Total	Without Children	With Children and Adults	With Only Children	Unknown Household Type
Yes	291	167	65	58	1
No	196	161	9	26	0
Client Doesn't Know/Client Refused	1	1	0	0	0
Data Not Collected	5	3	1	1	0
Total	493	332	75	85	1

Q14b: Persons Fleeing Domestic Violence					
	Total	Without Children	With Children and Adults	With Only Children	Unknown Household Type
Yes	217	138	59	19	1
No	69	25	5	39	0
Client Doesn't Know/Client Refused	1	1	0	0	0
Data Not Collected	4	3	1	0	0
Total	291	167	65	58	1

Q15: Living Situation					
	Total	Without Children	With Children and Adults	With Only Children	Unknown Household Type
<b>Homeless Situations</b>	0	0	0	0	0
Emergency shelter, including hotel or motel paid for with emergency shelter voucher	73	65	8	0	0
Transitional housing for homeless persons (including homeless youth)	10	5	5	0	0
Place not meant for habitation	115	90	22	1	2
Safe Haven	4	4	0	0	0
Host Home (non-crisis)	0	0	0	0	0
Interim Housing ☾	0	0	0	0	0
<b>Subtotal</b>	202	164	35	1	2
<b>Institutional Settings</b>	0	0	0	0	0
Psychiatric hospital or other psychiatric facility	3	2	0	1	0
Substance abuse treatment facility or detox center	3	1	1	1	0
Hospital or other residential non-psychiatric medical facility	8	3	2	3	0
Jail, prison or juvenile detention facility	9	9	0	0	0
Foster care home or foster care group home	26	0	0	26	0
Long-term care facility or nursing home	1	1	0	0	0
Residential project or halfway house with no homeless criteria	3	2	1	0	0
<b>Subtotal</b>	53	18	4	31	0
<b>Other Locations</b>	0	0	0	0	0
Permanent housing (other than RRH) for formerly homeless persons	0	0	0	0	0
Owned by client, no ongoing housing subsidy	16	13	3	0	0
Owned by client, with ongoing housing subsidy	1	0	1	0	0
Rental by client, with RRH or equivalent subsidy	0	0	0	0	0
Rental by client, with HCV voucher (tenant or project based)	0	0	0	0	0
Rental by client in a public housing unit	0	0	0	0	0
Rental by client, no ongoing housing subsidy	38	28	10	0	0
Rental by client, with VASH subsidy	0	0	0	0	0
Rental by client with GPD TIP subsidy	0	0	0	0	0
Rental by client, with other housing subsidy	13	11	2	0	0
Hotel or motel paid for without emergency shelter voucher	14	13	1	0	0
Staying or living in a friend's room, apartment or house	81	53	14	14	0
Staying or living in a family member's room, apartment or house	60	12	8	39	1
Client Doesn't Know/Client Refused	4	4	0	0	0
Data Not Collected	11	8	3	0	0
<b>Subtotal</b>	238	142	42	53	1
Total	493	324	81	85	3

☾ Interim housing is retired as of 10/1/2019.

Q16: Cash Income - Ranges

	Income at Start	Income at Latest Annual Assessment for Stayers	Income at Exit for Leavers
No income	224	0	187
\$1 - \$150	2	0	1
\$151 - \$250	8	0	6
\$251 - \$500	17	0	12
\$501 - \$1000	49	0	36
\$1,001 - \$1,500	29	0	29
\$1,501 - \$2,000	6	0	5
\$2,001+	14	0	14
Client Doesn't Know/Client Refused	6	0	3
Data Not Collected	46	0	39
Number of Adult Stayers Not Yet Required to Have an Annual Assessment	0	58	0
Number of Adult Stayers Without Required Annual Assessment	0	11	0
Total Adults	405	69	335

Q17: Cash Income - Sources

	Income at Start	Income at Latest Annual Assessment for Stayers	Income at Exit for Leavers
Earned Income	42	2	39
Unemployment Insurance	14	1	13
SSI	32	3	26
SSDI	16	0	16
VA Service-Connected Disability Compensation	1	0	1
VA Non-Service Connected Disability Pension	1	0	1
Private Disability Insurance	1	0	1
Worker's Compensation	0	0	0
TANF or Equivalent	6	2	4
General Assistance	17	2	16
Retirement (Social Security)	2	1	2
Pension from Former Job	1	0	1
Child Support	2	1	1
Alimony (Spousal Support)	2	0	0
Other Source	13	0	9
Adults with Income Information at Start and Annual Assessment/Exit	0	12	74

Q19b: Disabling Conditions and Income for Adults at Exit

	AO: Adult with Disabling Condition	AO: Adult without Disabling Condition	AO: Total Adults	AO: % with Disabling Condition by Source	AC: Adult with Disabling Condition	AC: Adult without Disabling Condition	AC: Total Adults	AC: % with Disabling Condition by Source	UK: Adult with Disabling Condition	UK: Adult without Disabling Condition	UK: Total Adults	UK: % with Disabling Condition by Source
Earned Income	18	15	33	54.70 %	4	7	10	40.00 %	0	0	0	--
Supplemental Security Income (SSI)	19	6	25	75.92 %	2	1	2	100.00 %	0	0	0	--
Social Security Disability Insurance (SSDI)	16	3	18	88.67 %	2	0	2	100.00 %	0	0	0	--
VA Service-Connected Disability Compensation	1	0	1	100.00 %	0	0	0	--	0	0	0	--
Private Disability Insurance	0	1	1	0.00 %	0	0	0	--	0	0	0	--
Worker's Compensation	0	0	0	--	0	0	0	--	0	0	0	--
Temporary Assistance for Needy Families (TANF)	2	0	2	100.00 %	1	2	3	33.33 %	0	0	0	--
Retirement Income from Social Security	1	1	2	50.00 %	0	0	0	--	0	0	0	--
Pension or retirement income from a former job	1	0	1	100.00 %	0	0	0	--	0	0	0	--
Child Support	0	0	0	--	0	1	1	0.00 %	0	0	0	--
Other source	30	6	36	83.39 %	3	6	9	33.33 %	0	0	0	--
No Sources	104	58	158	65.73 %	13	10	22	58.91 %	0	0	0	--
Unduplicated Total Adults	181	86	262		25	24	46		0	0	0	

Q20a: Type of Non-Cash Benefit Sources

	Benefit at Start	Benefit at Latest Annual Assessment for Stayers	Benefit at Exit for Leavers
Supplemental Nutritional Assistance Program	144	0	125
WIC	10	0	8
TANF Child Care Services	2	0	3
TANF Transportation Services	2	0	1
Other TANF-Funded Services	1	0	1
Other Source	3	0	2

Q21: Health Insurance

	At Start	At Annual Assessment for Stayers	At Exit for Leavers
Medicaid	214	0	188
Medicare	14	0	10
State Children's Health Insurance Program	126	1	96
VA Medical Services	11	0	5
Employer Provided Health Insurance	5	0	4
Health Insurance Through COBRA	0	0	0
Private Pay Health Insurance	16	0	16
State Health Insurance for Adults	5	0	4
Indian Health Services Program	64	0	54
Other	17	0	21
No Health Insurance	120	0	97
Client Doesn't Know/Client Refused	38	0	33
Data Not Collected	23	20	21
Number of Stayers Not Yet Required to Have an Annual Assessment	0	88	0
1 Source of Health Insurance	387	1	319
More than 1 Source of Health Insurance	41	0	38

Q22a2: Length of Participation – ESG Projects

	Total	Leavers	Stayers
0 to 7 days	168	160	8
8 to 14 days	66	44	22
15 to 21 days	65	59	6
22 to 30 days	33	25	8
31 to 60 days	89	75	14
61 to 90 days	71	57	14
91 to 180 days	75	66	9
181 to 365 days	30	17	13
366 to 730 days (1-2 Yrs)	14	2	12
731 to 1,095 days (2-3 Yrs)	12	5	7
1,096 to 1,460 days (3-4 Yrs)	1	0	1
1,461 to 1,825 days (4-5 Yrs)	0	0	0
More than 1,825 days (> 5 Yrs)	1	0	1
Data Not Collected	0	0	0
Total	625	510	115

Q22c: Length of Time between Project Start Date and Housing Move-in Date

	Total	Without Children	With Children and Adults	With Only Children	Unknown Household Type
7 days or less	0	0	0	0	0
8 to 14 days	0	0	0	0	0
15 to 21 days	0	0	0	0	0
22 to 30 days	0	0	0	0	0
31 to 60 days	0	0	0	0	0
61 to 180 days	0	0	0	0	0
181 to 365 days	0	0	0	0	0
366 to 730 days (1-2 Yrs)	0	0	0	0	0
Total (persons moved into housing)	0	0	0	0	0
Average length of time to housing	--	--	--	--	--
Persons who were exited without move-in	0	0	0	0	0
Total persons	0	0	0	0	0

Q22d: Length of Participation by Household Type					
	Total	Without Children	With Children and Adults	With Only Children	Unknown Household Type
7 days or less	168	96	42	30	0
8 to 14 days	66	35	22	9	0
15 to 21 days	65	28	26	11	0
22 to 30 days	33	24	2	7	0
31 to 60 days	89	49	24	16	0
61 to 90 days	71	39	24	8	0
91 to 180 days	75	41	31	3	0
181 to 365 days	30	13	16	1	0
366 to 730 days (1-2 Yrs)	14	2	9	1	2
731 to 1,095 days (2-3 Yrs)	12	3	9	0	0
1,096 to 1,460 days (3-4 Yrs)	1	1	0	0	0
1,461 to 1,825 days (4-5 Yrs)	0	0	0	0	0
More than 1,825 days (> 5 Yrs)	1	1	0	0	0
Data Not Collected	0	0	0	0	0
Total	625	332	205	86	2

Q22e: Length of Time Prior to Housing - based on 3.917 Date Homelessness Started					
	Total	Without Children	With Children and Adults	With Only Children	Unknown Household Type
7 days or less	306	97	129	78	2
8 to 14 days	13	7	5	1	0
15 to 21 days	6	3	1	2	0
22 to 30 days	9	9	0	0	0
31 to 60 days	13	7	3	3	0
61 to 180 days	17	14	2	1	0
181 to 365 days	21	20	1	0	0
366 to 730 days (1-2 Yrs)	34	33	1	0	0
731 days or more	73	73	0	0	0
Total (persons moved into housing)	492	263	142	85	2
Not yet moved into housing	0	0	0	0	0
Data not collected	96	76	17	1	2
Total persons	588	339	159	86	4

Q23c: Exit Destination – All persons

	Total	Without Children	With Children and Adults	With Only Children	Unknown Household Type
Permanent Destinations	0	0	0	0	0
Moved from one HOPWA funded project to HOPWA PH	1	1	0	0	0
Owned by client, no ongoing housing subsidy	1	1	0	0	0
Owned by client, with ongoing housing subsidy	1	1	0	0	0
Rental by client, no ongoing housing subsidy	39	16	23	0	0
Rental by client, with VASH housing subsidy	0	0	0	0	0
Rental by client, with GPD TIP housing subsidy	0	0	0	0	0
Rental by client, with other ongoing housing subsidy	38	13	25	0	0
Permanent housing (other than RRH) for formerly homeless persons	1	1	0	0	0
Staying or living with family, permanent tenure	41	6	1	34	0
Staying or living with friends, permanent tenure	3	3	0	0	0
Rental by client, with RRH or equivalent subsidy	5	0	5	0	0
Rental by client, with HCV voucher (tenant or project based)	0	0	0	0	0
Rental by client in a public housing unit	6	1	5	0	0
Subtotal	136	43	59	34	0
Temporary Destinations	0	0	0	0	0
Emergency shelter, including hotel or motel paid for with emergency shelter voucher	5	3	2	0	0
Moved from one HOPWA funded project to HOPWA TH	0	0	0	0	0
Transitional housing for homeless persons (including homeless youth)	23	12	11	0	0
Staying or living with family, temporary tenure (e.g. room, apartment or house)	38	17	19	2	0
Staying or living with friends, temporary tenure (e.g. room, apartment or house)	55	34	11	10	0
Place not meant for habitation (e.g., a vehicle, an abandoned building, bus/train/subway station/airport or anywhere outside)	36	34	2	0	0
Safe Haven	2	2	0	0	0
Hotel or motel paid for without emergency shelter voucher	1	1	0	0	0
Host Home (non-crisis)	0	0	0	0	0
Subtotal	160	103	45	12	0
Institutional Settings	0	0	0	0	0
Foster care home or group foster care home	17	0	1	16	0
Psychiatric hospital or other psychiatric facility	1	1	0	0	0
Substance abuse treatment facility or detox center	2	2	0	0	0
Hospital or other residential non-psychiatric medical facility	6	3	0	3	0
Jail, prison, or juvenile detention facility	1	0	0	1	0
Long-term care facility or nursing home	1	1	0	0	0
Subtotal	28	7	1	20	0
Other Destinations	0	0	0	0	0
Residential project or halfway house with no homeless criteria	0	0	0	0	0
Deceased	1	1	0	0	0
Other	20	3	3	14	0
Client Doesn't Know/Client Refused	4	2	2	0	0
Data Not Collected (no exit interview completed)	161	125	34	2	0
Subtotal	187	131	40	16	0
Total	510	284	144	82	0
Total persons exiting to positive housing destinations	154	57	63	34	0
Total persons whose destinations excluded them from the calculation	23	5	0	19	0
Percentage	31.62 %	20.43 %	43.75 %	53.97 %	--

Q24: Homelessness Prevention Housing Assessment at Exit

	Total	Without Children	With Children and Adults	With Only Children	Unknown Household Type
Able to maintain the housing they had at project start--Without a subsidy	2	2	0	0	0
Able to maintain the housing they had at project start--With the subsidy they had at project start	0	0	0	0	0
Able to maintain the housing they had at project start--With an on-going subsidy acquired since project start	0	0	0	0	0
Able to maintain the housing they had at project start--Only with financial assistance other than a subsidy	0	0	0	0	0
Moved to new housing unit--With on-going subsidy	4	4	0	0	0
Moved to new housing unit--Without an on-going subsidy	7	3	4	0	0
Moved in with family/friends on a temporary basis	0	0	0	0	0
Moved in with family/friends on a permanent basis	0	0	0	0	0
Moved to a transitional or temporary housing facility or program	0	0	0	0	0
Client became homeless – moving to a shelter or other place unfit for human habitation	0	0	0	0	0
Client went to jail/prison	0	0	0	0	0
Client died	0	0	0	0	0
Client doesn't know/Client refused	0	0	0	0	0
Data not collected (no exit interview completed)	10	2	8	0	0
Total	23	11	12	0	0



Q25a: Number of Veterans

	Total	Without Children	With Children and Adults	Unknown Household Type
Chronically Homeless Veteran	9	9	0	0
Non-Chronically Homeless Veteran	13	11	2	0
Not a Veteran	408	306	101	1
Client Doesn't Know/Client Refused	3	3	0	0
Data Not Collected	2	2	0	0
Total	435	331	103	1

Q26b: Number of Chronically Homeless Persons by Household

	Total	Without Children	With Children and Adults	With Only Children	Unknown Household Type
Chronically Homeless	118	106	11	1	0
Not Chronically Homeless	428	166	178	83	1
Client Doesn't Know/Client Refused	12	12	0	0	0
Data Not Collected	28	17	8	2	1
Total	586	301	197	86	2