

Assisted Living Survey - Municipality of Anchorage - Summer, 2022

Wednesday, August 24, 2022

22

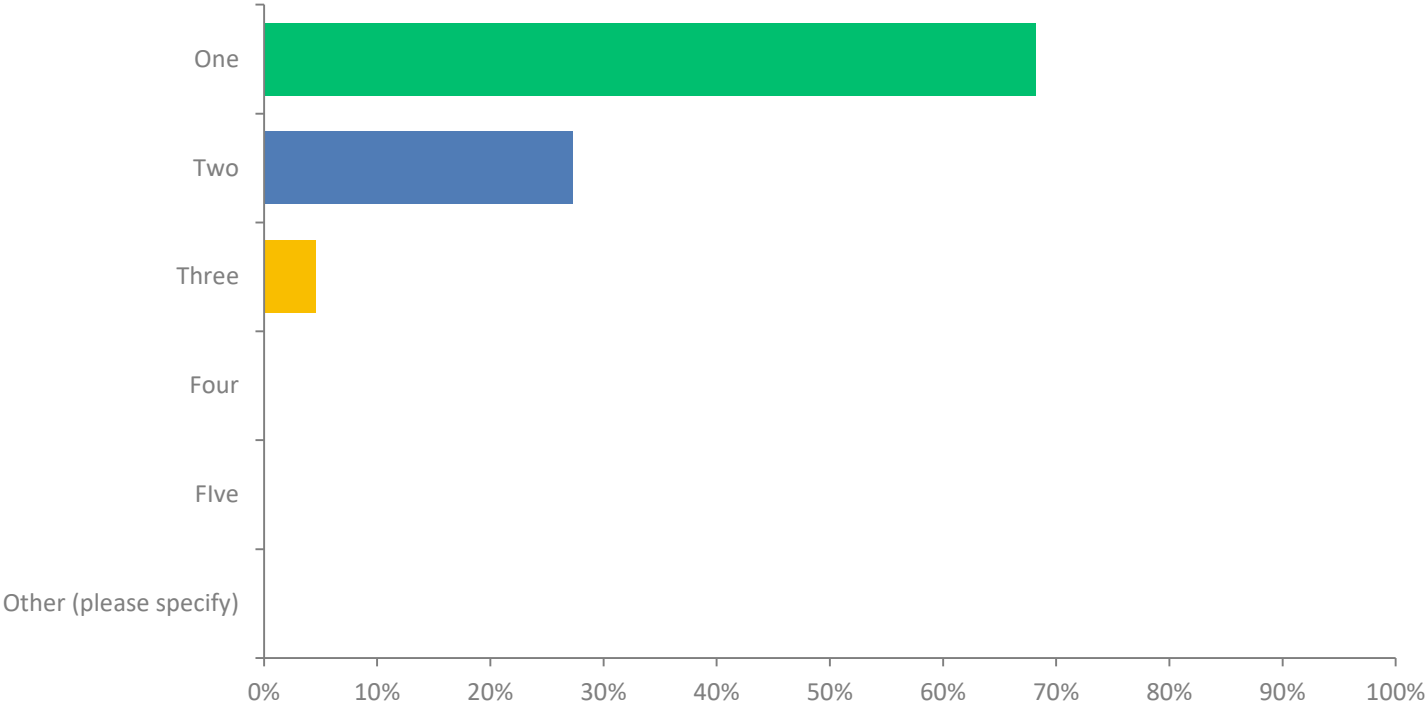
Total Responses

Date Created: Monday, July 18, 2022

Complete Responses: 22

Q1: How many assisted living homes do you operate, or own within the Municipality of Anchorage?

Answered: 22 Skipped: 0



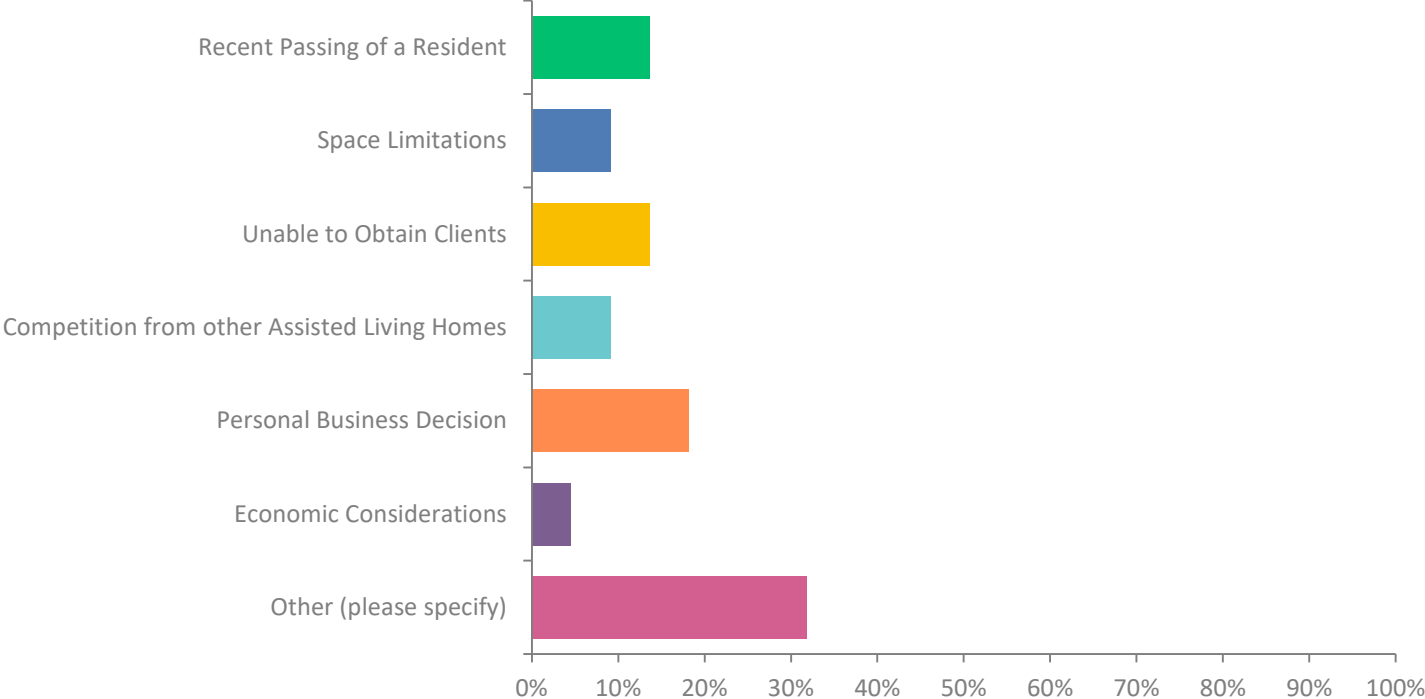
Q1: How many assisted living homes do you operate, or own within the Municipality of Anchorage?

Answered: 22 Skipped: 0

ANSWER CHOICES	RESPONSES	
One	68.18%	15
Two	27.27%	6
Three	4.55%	1
Four	0%	0
Five	0%	0
Other (please specify)	0%	0
TOTAL		22

Q4: If current occupancy levels are below what your license allows, please select ONE option that best describes why:

Answered: 22 Skipped: 0



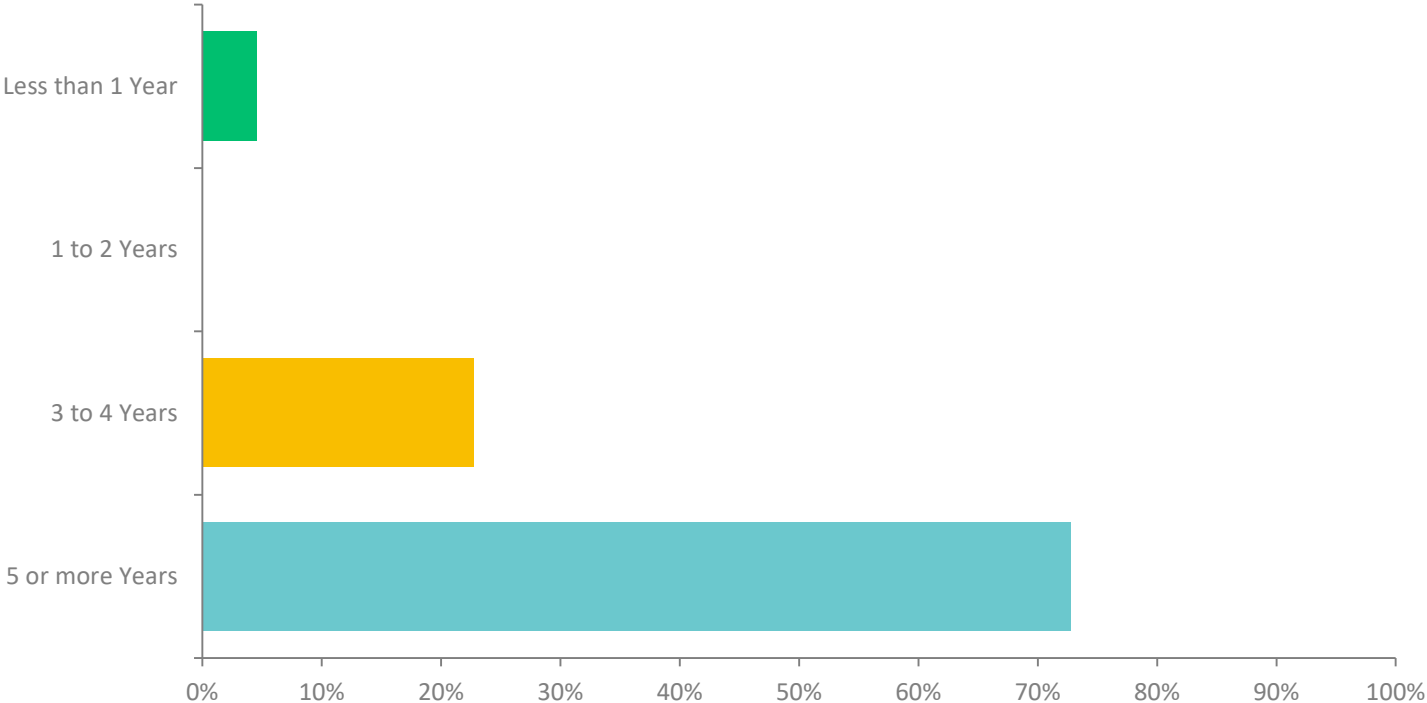
Q4: If current occupancy levels are below what your license allows, please select ONE option that best describes why:

Answered: 22 Skipped: 0

ANSWER CHOICES	RESPONSES	
Recent Passing of a Resident	13.64%	3
Space Limitations	9.09%	2
Unable to Obtain Clients	13.64%	3
Competition from other Assisted Living Homes	9.09%	2
Personal Business Decision	18.18%	4
Economic Considerations	4.55%	1
Other (please specify)	31.82%	7
TOTAL		22

Q5: How long have you operated this home?

Answered: 22 Skipped: 0



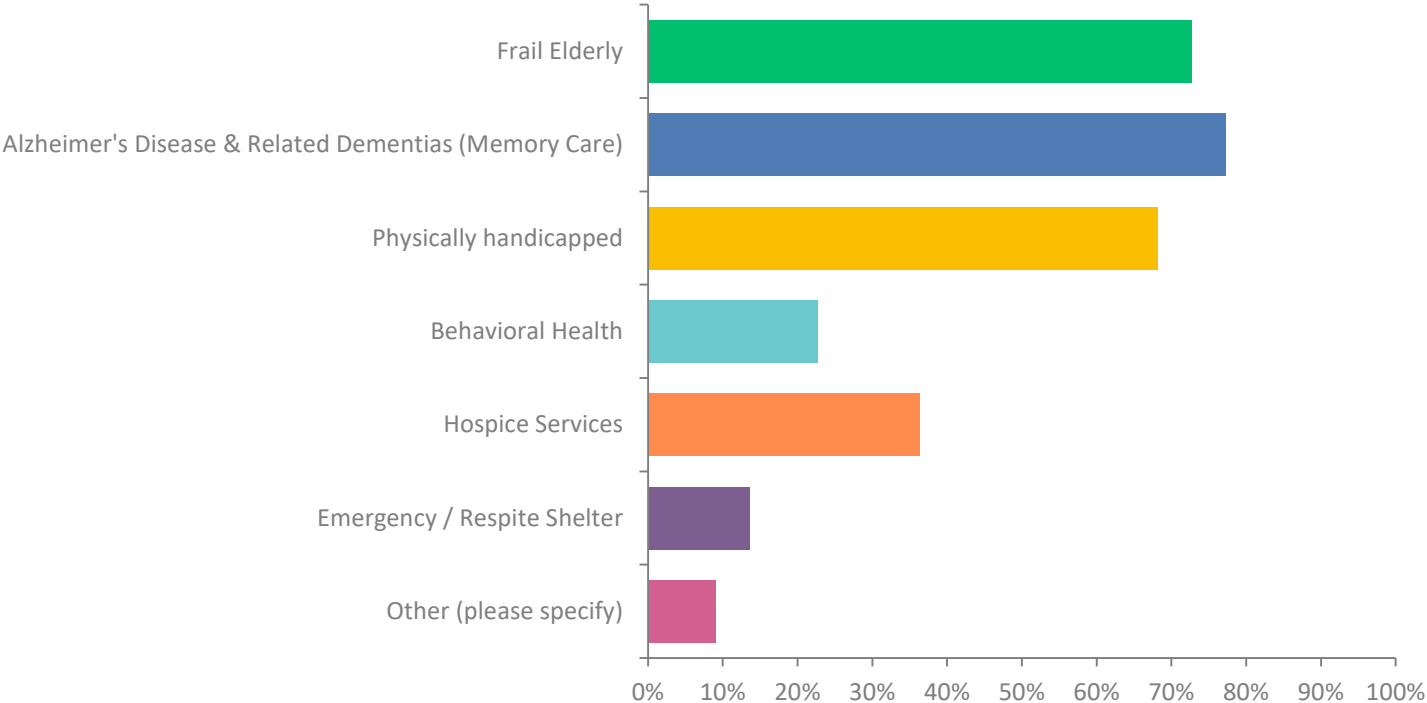
Q5: How long have you operated this home?

Answered: 22 Skipped: 0

ANSWER CHOICES	RESPONSES	
Less than 1 Year	4.55%	1
1 to 2 Years	0%	0
3 to 4 Years	22.73%	5
5 or more Years	72.73%	16
TOTAL		22

Q6: What senior clients do you serve? (Check all that apply)

Answered: 22 Skipped: 0



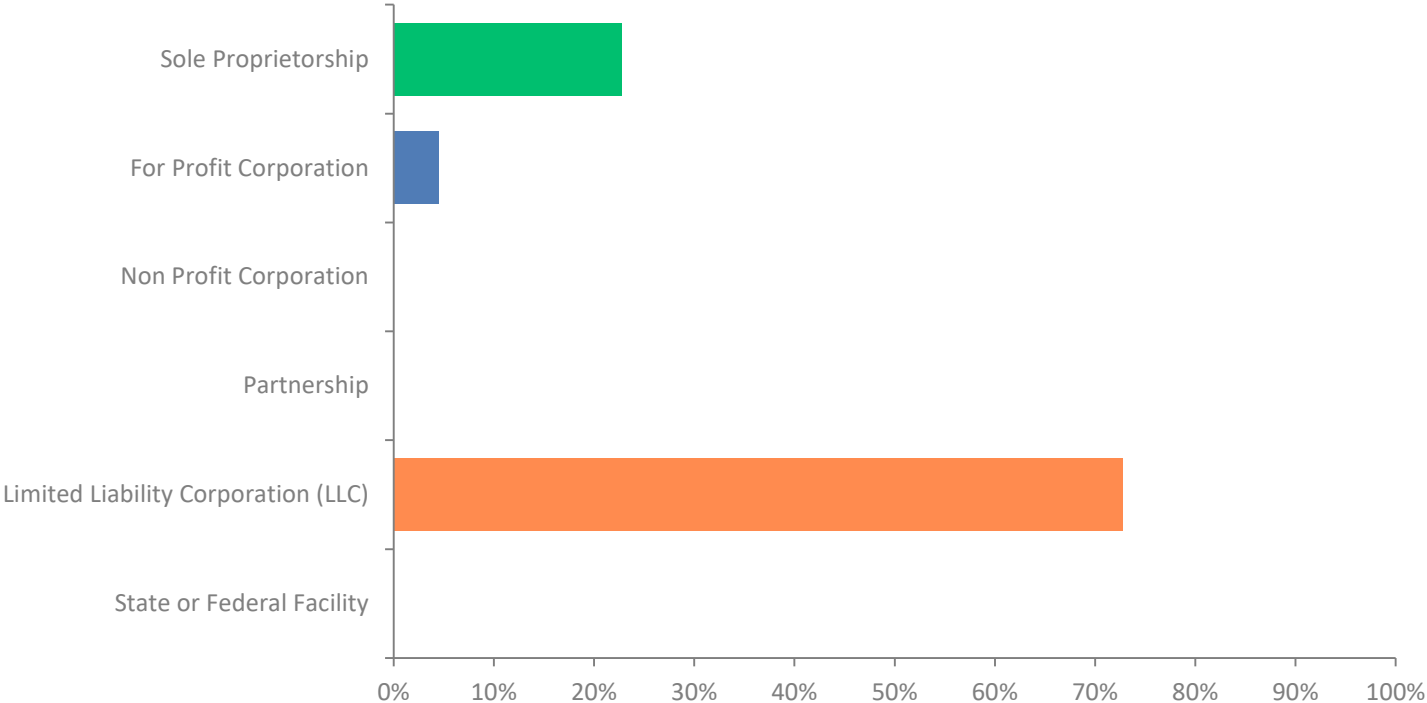
Q6: What senior clients do you serve? (Check all that apply)

Answered: 22 Skipped: 0

ANSWER CHOICES	RESPONSES	
Frail Elderly	72.73%	16
Alzheimer's Disease & Related Dementias (Memory Care)	77.27%	17
Physically handicapped	68.18%	15
Behavioral Health	22.73%	5
Hospice Services	36.36%	8
Emergency / Respite Shelter	13.64%	3
Other (please specify)	9.09%	2
TOTAL		66

Q7: What best describes your organizational structure?

Answered: 22 Skipped: 0



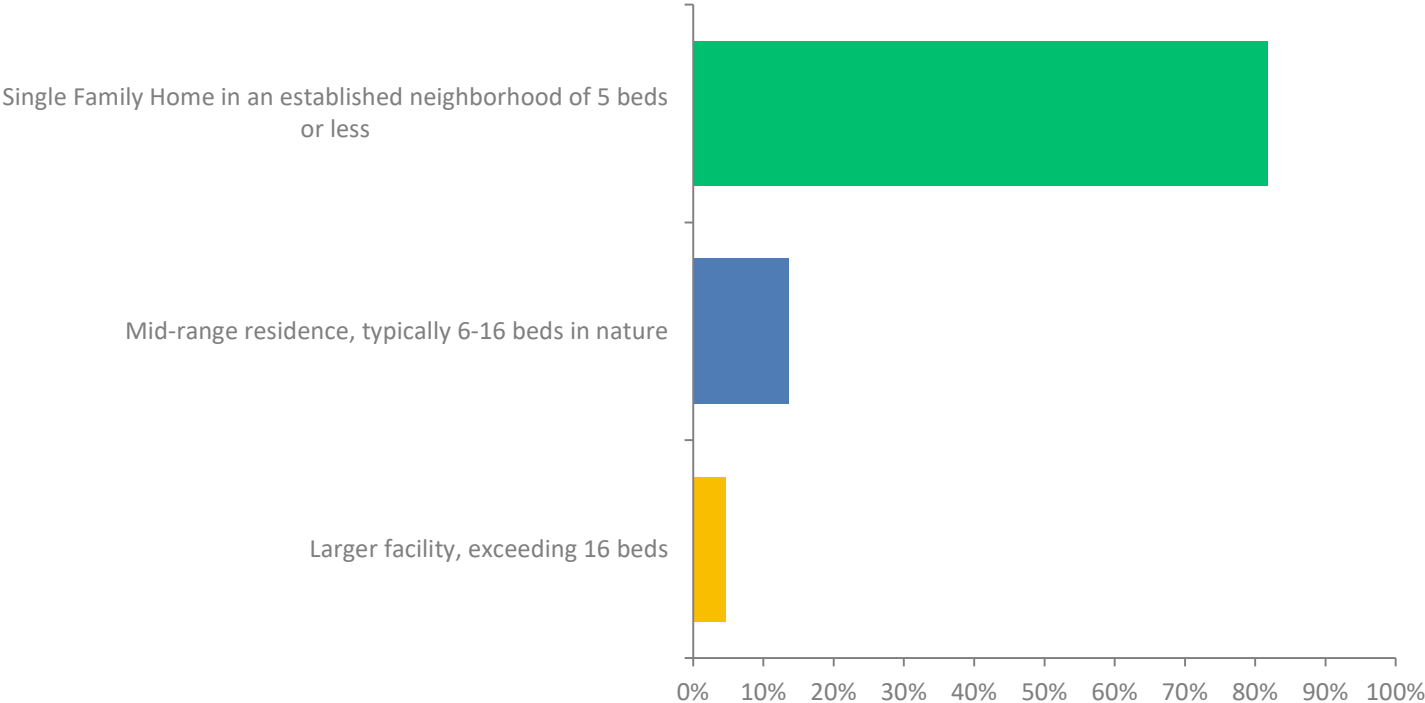
Q7: What best describes your organizational structure?

Answered: 22 Skipped: 0

ANSWER CHOICES	RESPONSES	
Sole Proprietorship	22.73%	5
For Profit Corporation	4.55%	1
Non Profit Corporation	0%	0
Partnership	0%	0
Limited Liability Corporation (LLC)	72.73%	16
State or Federal Facility	0%	0
TOTAL		22

Q8: What best describes your assisted living facility?

Answered: 22 Skipped: 0



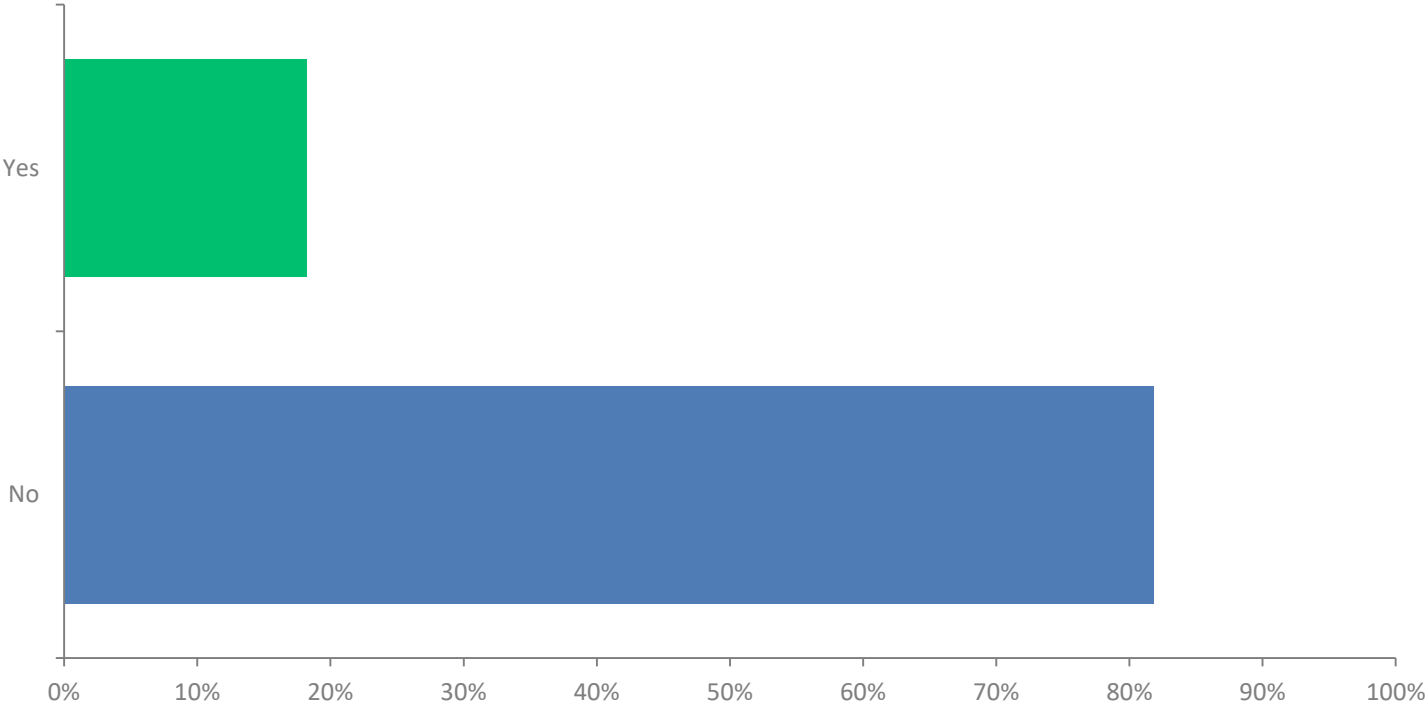
Q8: What best describes your assisted living facility?

Answered: 22 Skipped: 0

ANSWER CHOICES	RESPONSES	
Single Family Home in an established neighborhood of 5 beds or less	81.82%	18
Mid-range residence, typically 6-16 beds in nature	13.64%	3
Larger facility, exceeding 16 beds	4.55%	1
TOTAL		22

Q9: Do you maintain a waiting list?

Answered: 22 Skipped: 0



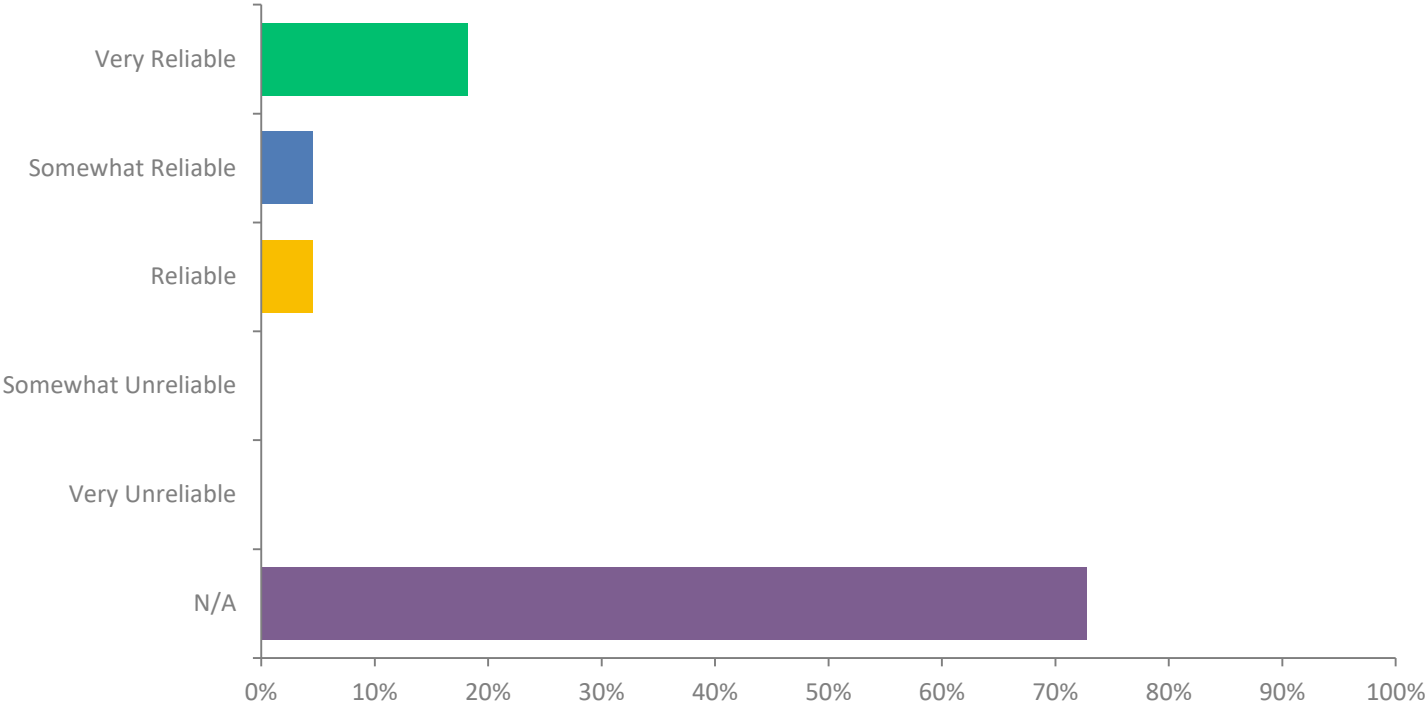
Q9: Do you maintain a waiting list?

Answered: 22 Skipped: 0

ANSWER CHOICES	RESPONSES	
Yes	18.18%	4
No	81.82%	18
TOTAL		22

Q10: If you maintain a waiting list, how reliable has your list been when used?

Answered: 22 Skipped: 0



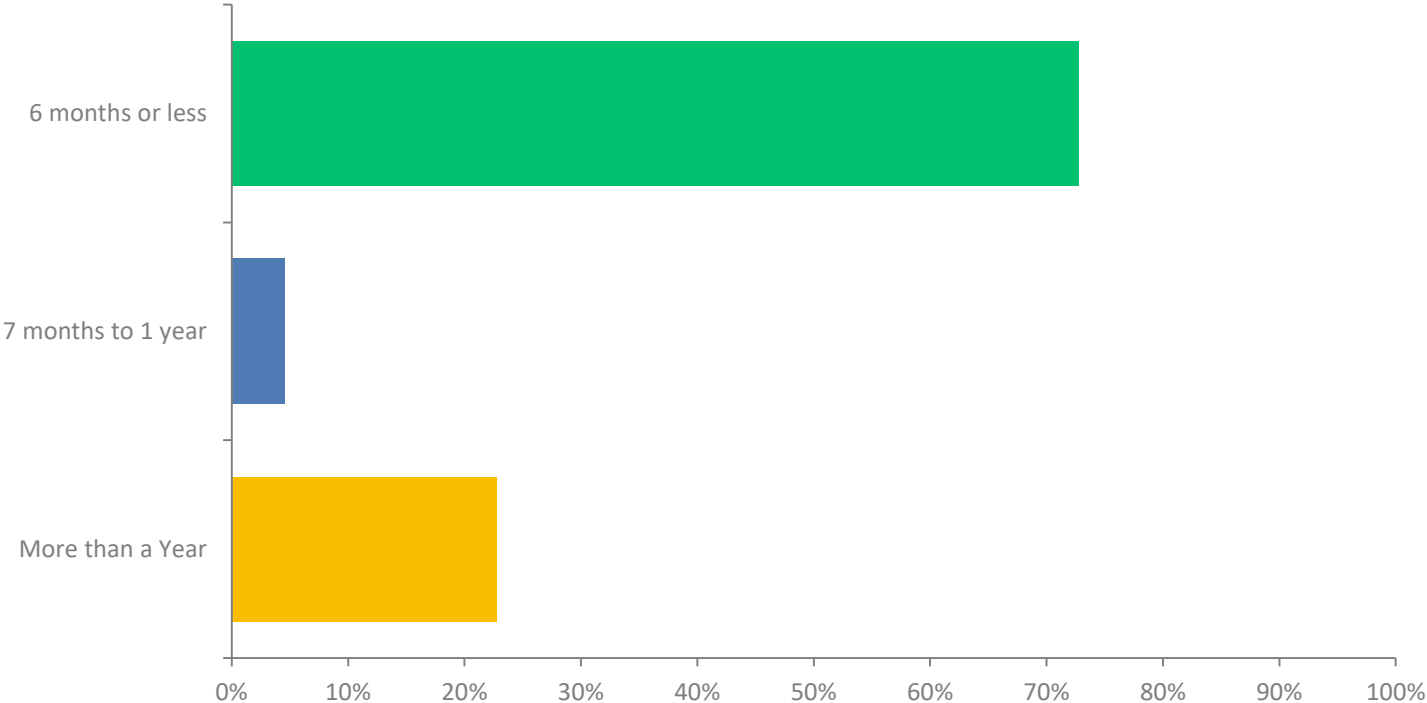
Q10: If you maintain a waiting list, how reliable has your list been when used?

Answered: 22 Skipped: 0

ANSWER CHOICES	RESPONSES	
Very Reliable	18.18%	4
Somewhat Reliable	4.55%	1
Reliable	4.55%	1
Somewhat Unreliable	0%	0
Very Unreliable	0%	0
N/A	72.73%	16
TOTAL		22

Q11: How long might a prospective resident have to wait to occupy your home?

Answered: 22 Skipped: 0



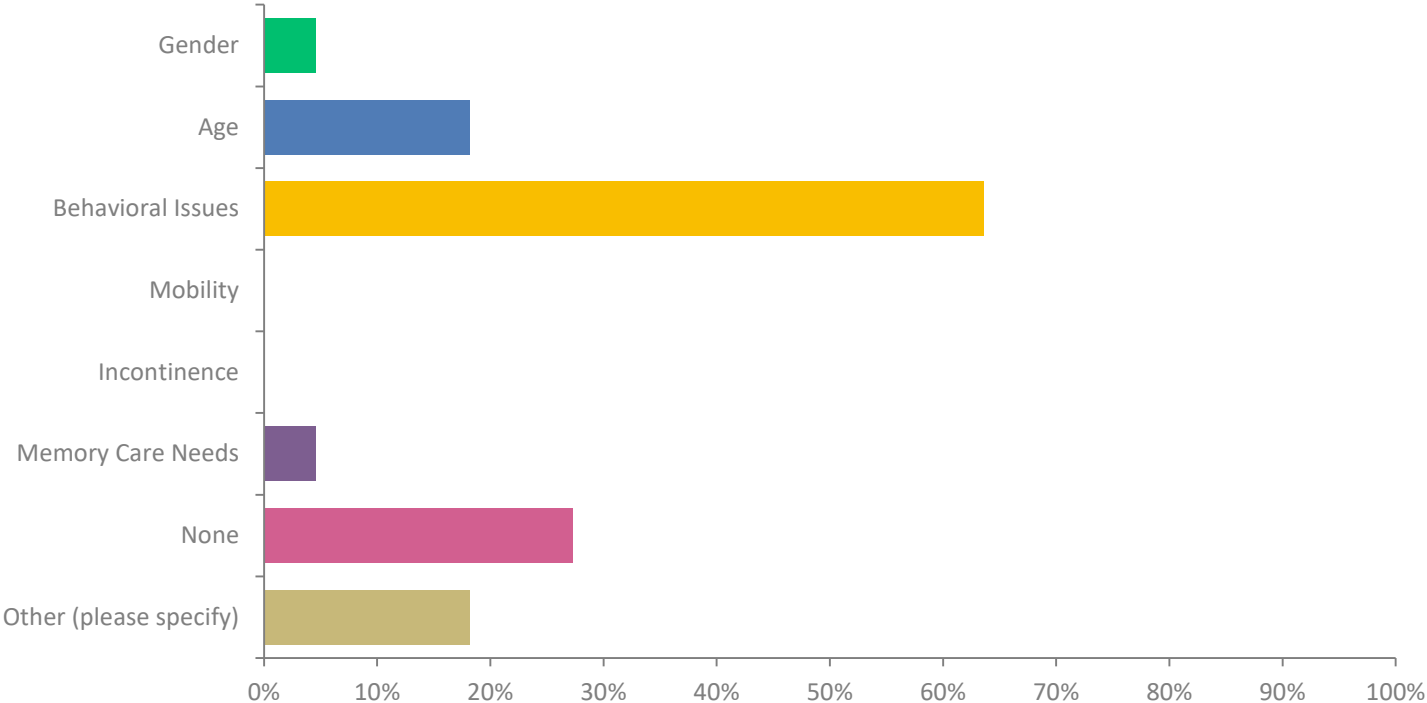
Q11: How long might a prospective resident have to wait to occupy your home?

Answered: 22 Skipped: 0

ANSWER CHOICES	RESPONSES	
6 months or less	72.73%	16
7 months to 1 year	4.55%	1
More than a Year	22.73%	5
TOTAL		22

Q12: Please list any restrictions to occupancy for your home:

Answered: 22 Skipped: 0



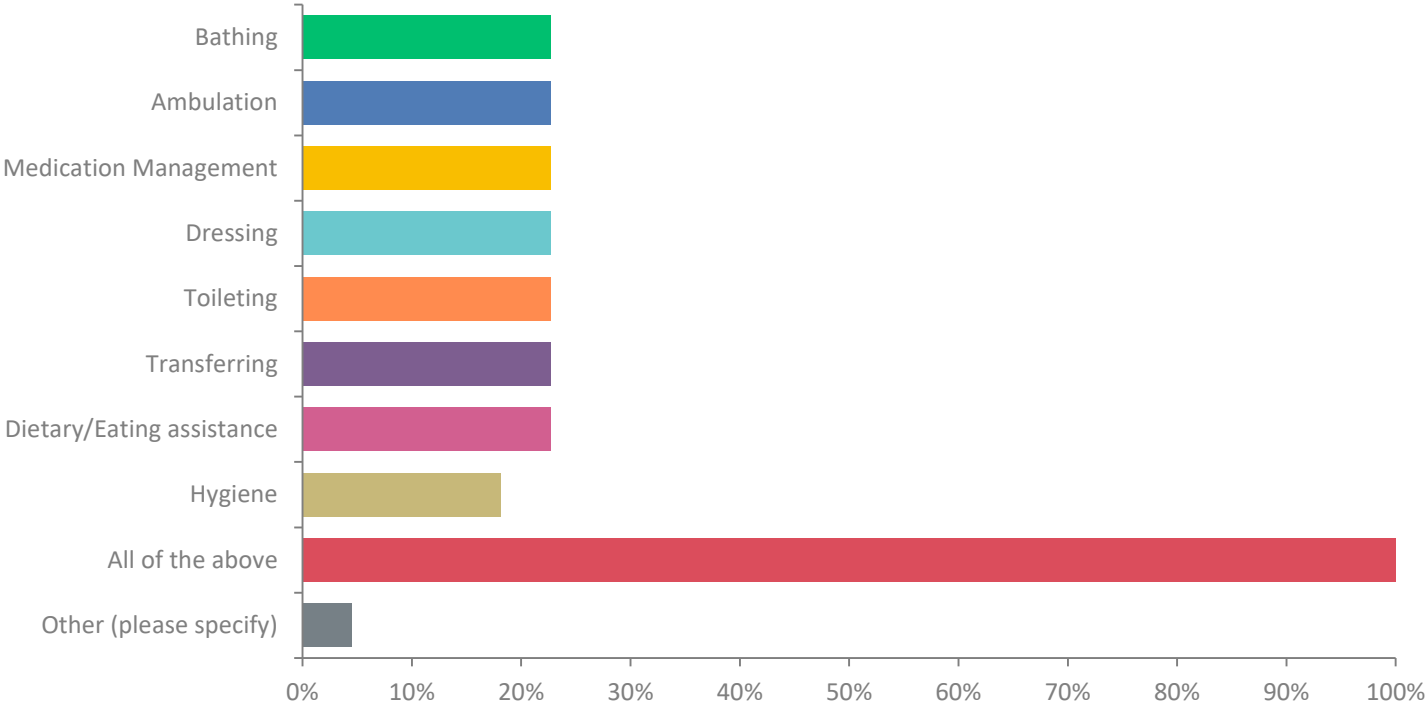
Q12: Please list any restrictions to occupancy for your home:

Answered: 22 Skipped: 0

ANSWER CHOICES	RESPONSES	
Gender	4.55%	1
Age	18.18%	4
Behavioral Issues	63.64%	14
Mobility	0%	0
Incontinence	0%	0
Memory Care Needs	4.55%	1
None	27.27%	6
Other (please specify)	18.18%	4
TOTAL		30

Q13: Which Activities of Daily Living (ADLs) do you support?

Answered: 22 Skipped: 0



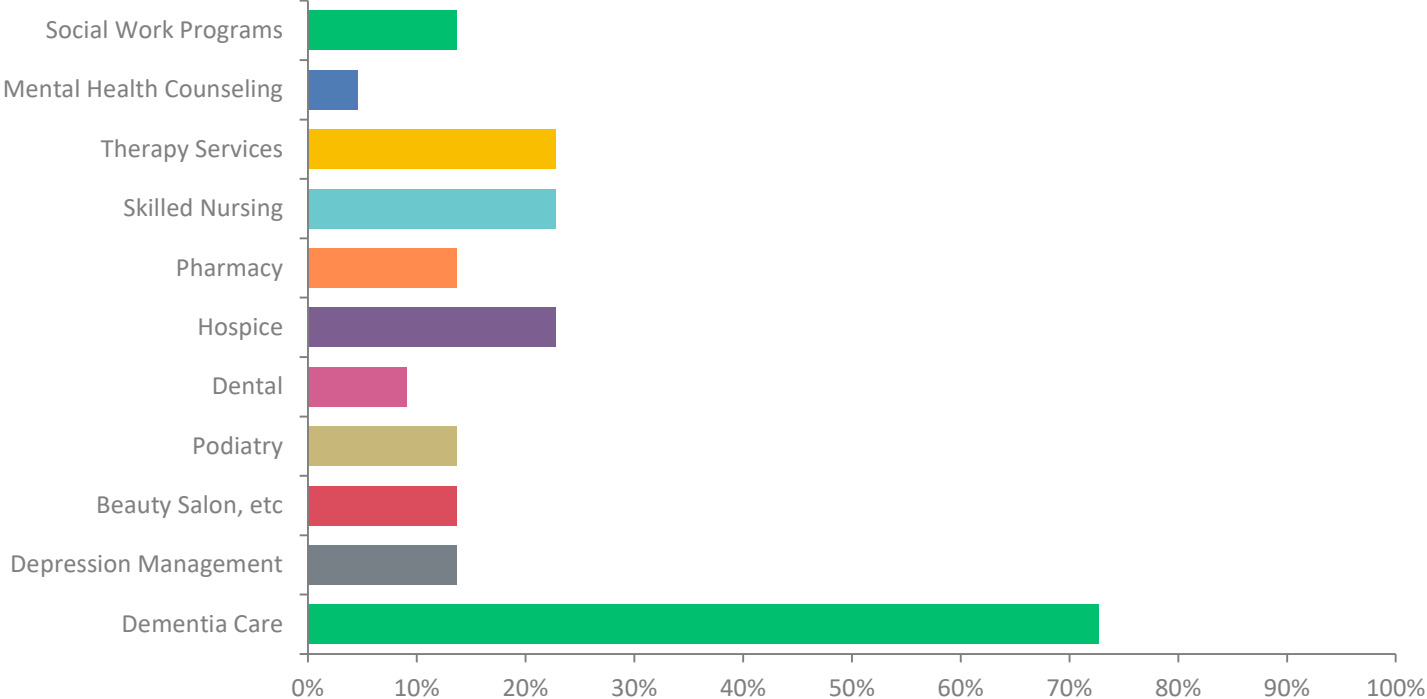
Q13: Which Activities of Daily Living (ADLs) do you support?

Answered: 22 Skipped: 0

ANSWER CHOICES	RESPONSES	
Bathing	22.73%	5
Ambulation	22.73%	5
Medication Management	22.73%	5
Dressing	22.73%	5
Toileting	22.73%	5
Transferring	22.73%	5
Dietary/Eating assistance	22.73%	5
Hygiene	18.18%	4
All of the above	100%	22
Other (please specify)	4.55%	1

Q14: Which of the following services do you facilitate, host or provide for residents?

Answered: 22 Skipped: 0



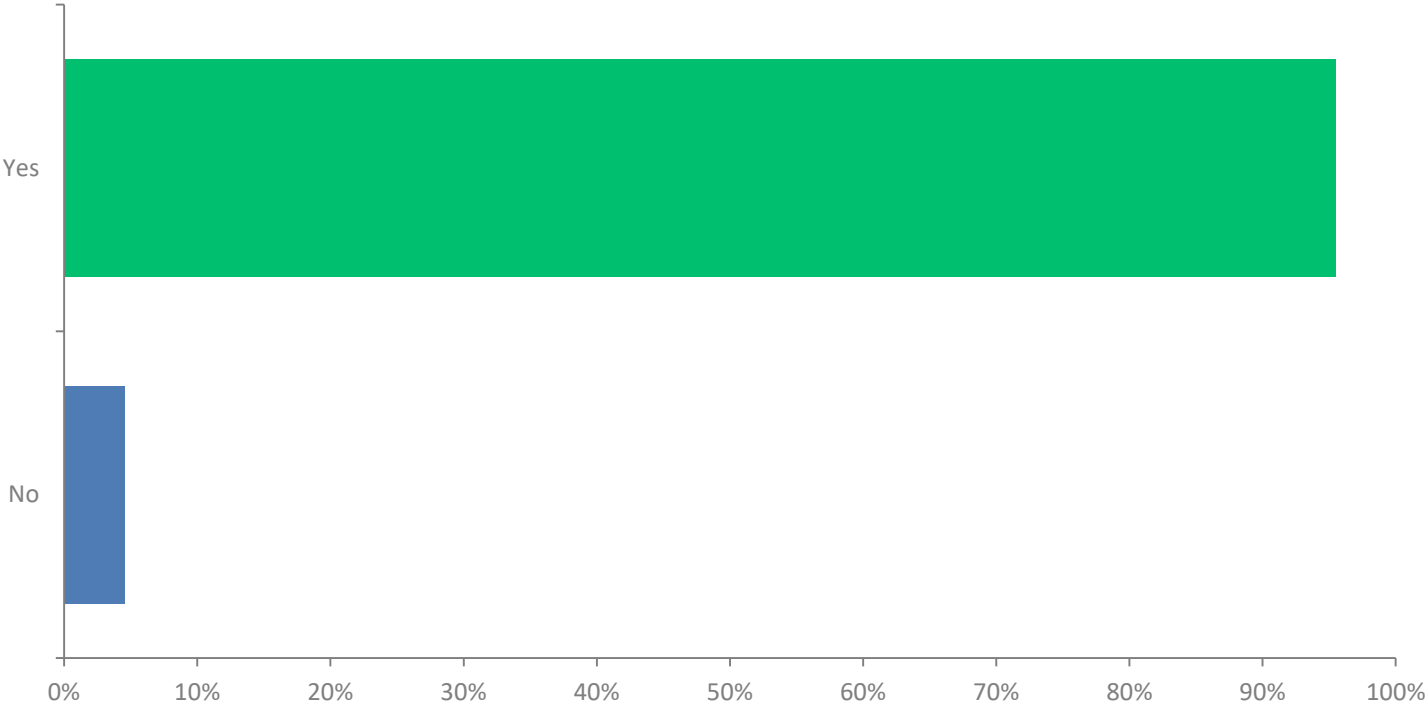
Q14: Which of the following services do you facilitate, host or provide for residents?

Answered: 22 Skipped: 0

ANSWER CHOICES	RESPONSES	
Social Work Programs	13.64%	3
Mental Health Counseling	4.55%	1
Therapy Services	22.73%	5
Skilled Nursing	22.73%	5
Pharmacy	13.64%	3
Hospice	22.73%	5
Dental	9.09%	2
Podiatry	13.64%	3
Beauty Salon, etc	13.64%	3
Depression Management	13.64%	3

Q15: Do you accept clients enrolled in Alaska's Medicaid Waiver program?

Answered: 22 Skipped: 0



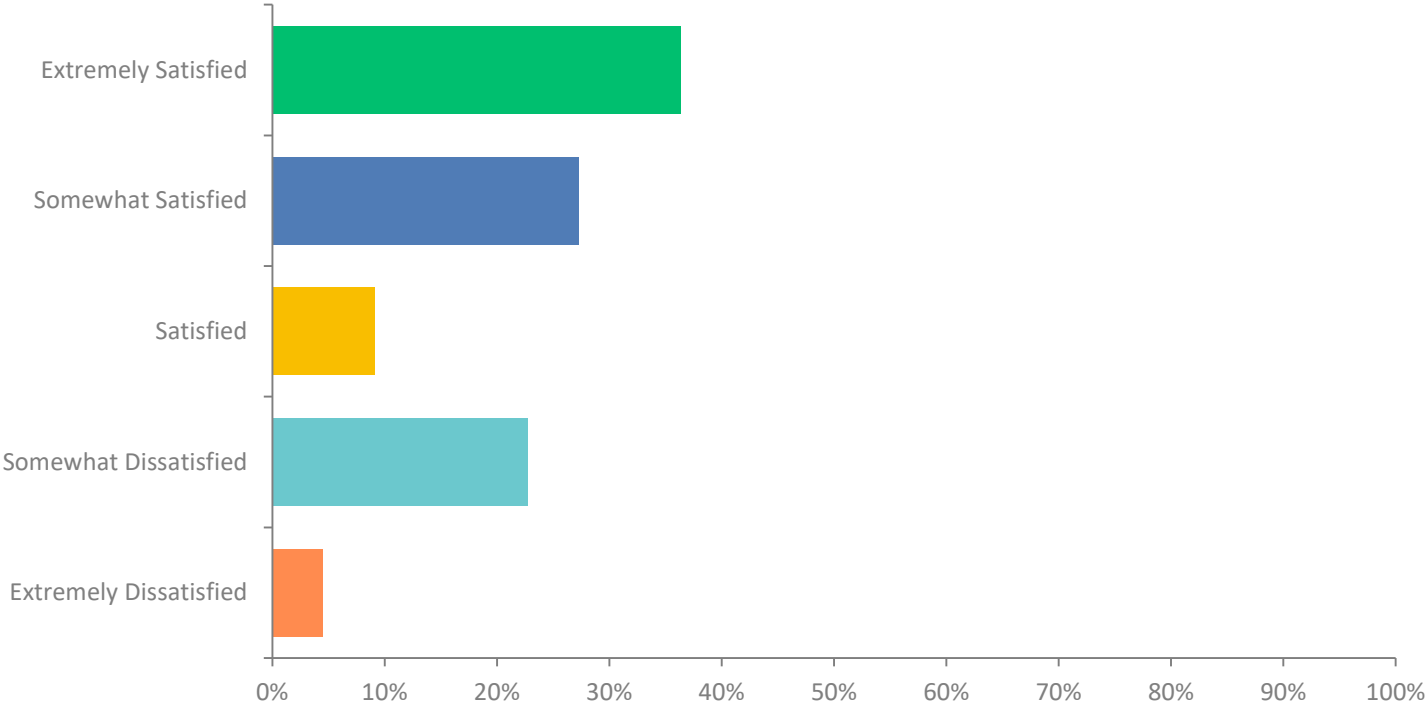
Q15: Do you accept clients enrolled in Alaska's Medicaid Waiver program?

Answered: 22 Skipped: 0

ANSWER CHOICES	RESPONSES	
Yes	95.45%	21
No	4.55%	1
TOTAL		22

Q17: Over the past year, how would you rate overall satisfaction with the Alaska Medicaid Waiver program?

Answered: 22 Skipped: 0



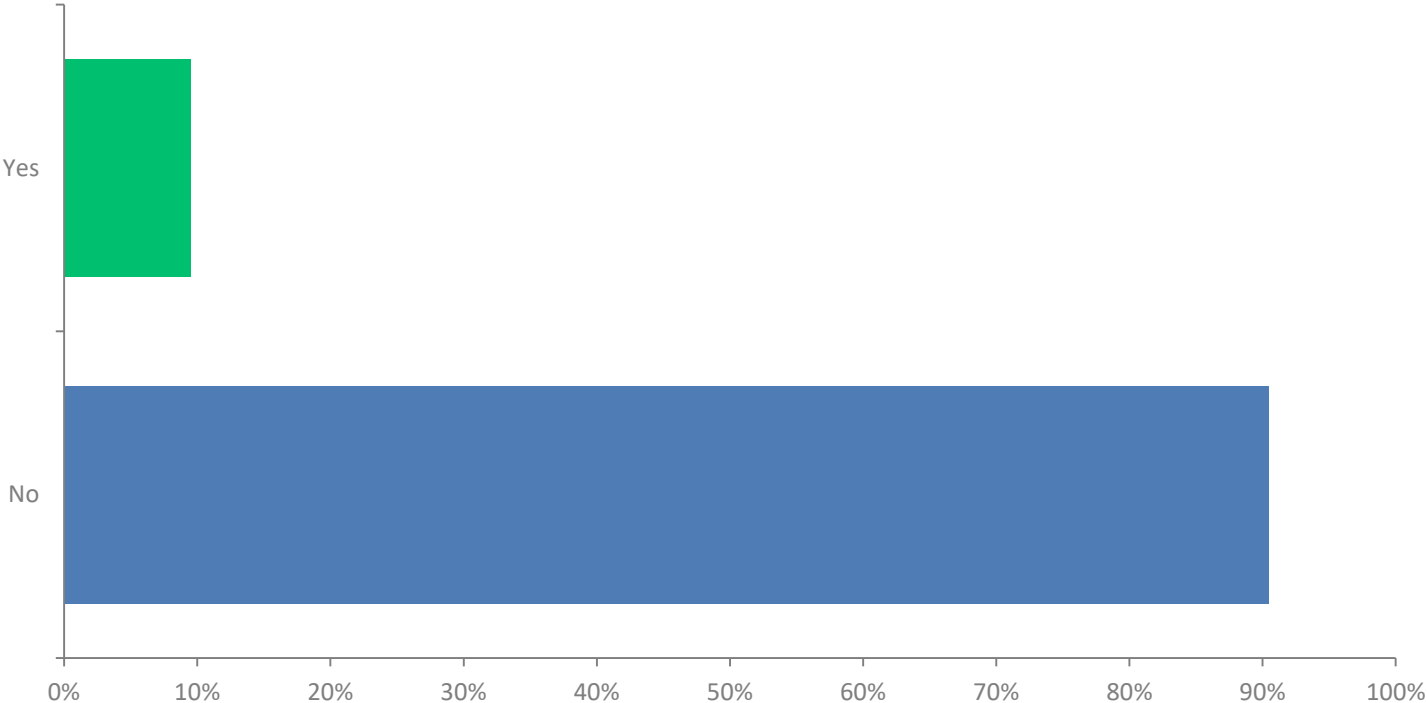
Q17: Over the past year, how would you rate overall satisfaction with the Alaska Medicaid Waiver program?

Answered: 22 Skipped: 0

ANSWER CHOICES	RESPONSES	
Extremely Satisfied	36.36%	8
Somewhat Satisfied	27.27%	6
Satisfied	9.09%	2
Somewhat Dissatisfied	22.73%	5
Extremely Dissatisfied	4.55%	1
TOTAL		22

Q19: Over the past twelve months, have any residents been removed from the Medicaid Waiver Program at the time of reassessment?

Answered: 21 Skipped: 1



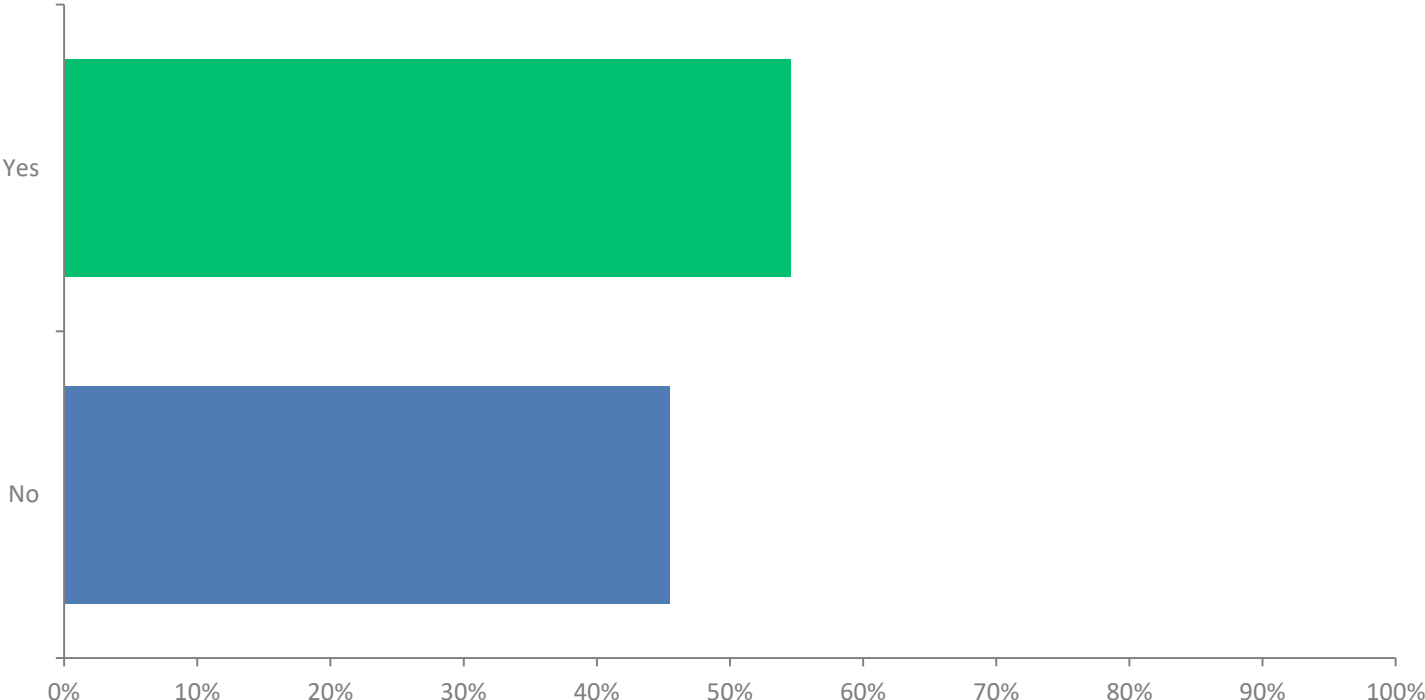
Q19: Over the past twelve months, have any residents been removed from the Medicaid Waiver Program at the time of reassessment?

Answered: 21 Skipped: 1

ANSWER CHOICES	RESPONSES	
Yes	9.52%	2
No	90.48%	19
TOTAL		21

Q20: Do any of your residents rely on other public assistance programs through the State of Alaska to assist with their care and services?

Answered: 22 Skipped: 0



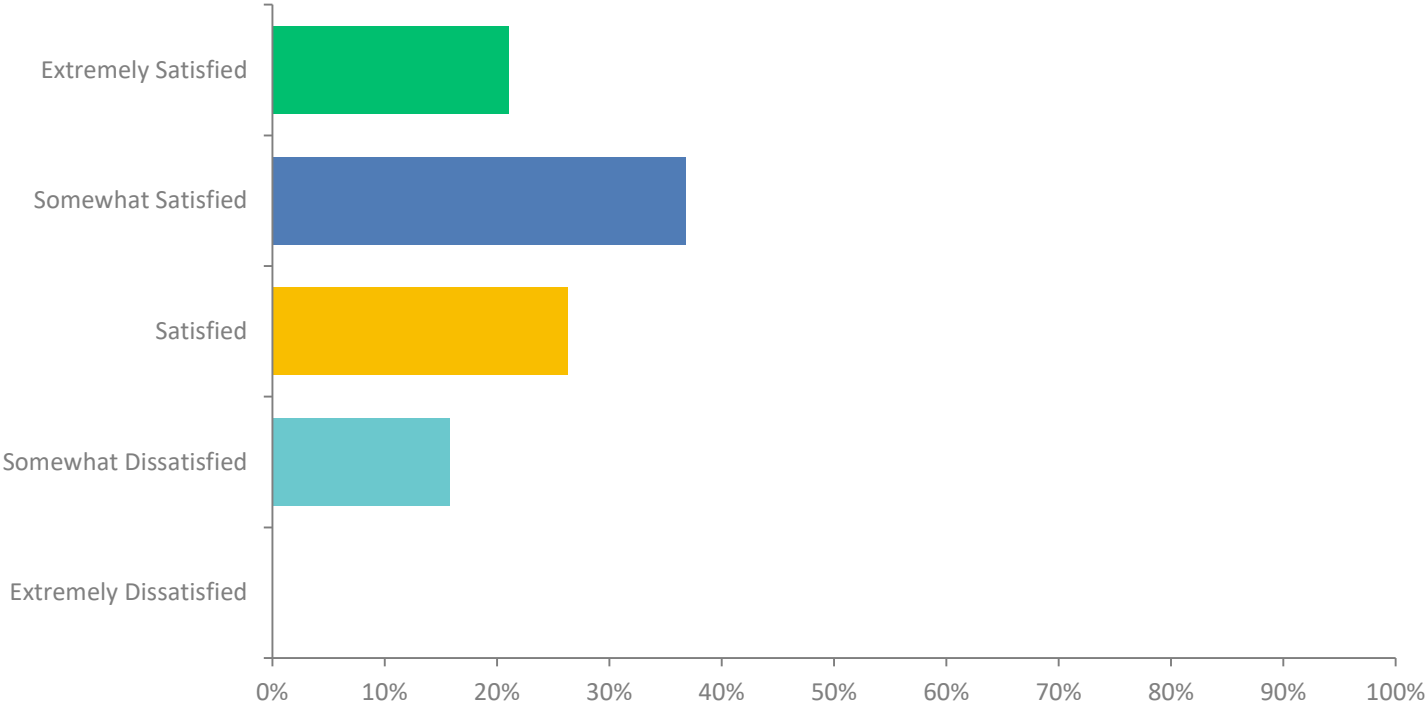
Q20: Do any of your residents rely on other public assistance programs through the State of Alaska to assist with their care and services?

Answered: 22 Skipped: 0

ANSWER CHOICES	RESPONSES	
Yes	54.55%	12
No	45.45%	10
TOTAL		22

Q21: Regarding additional public assistance programs, how would you rate your overall satisfaction?

Answered: 19 Skipped: 3



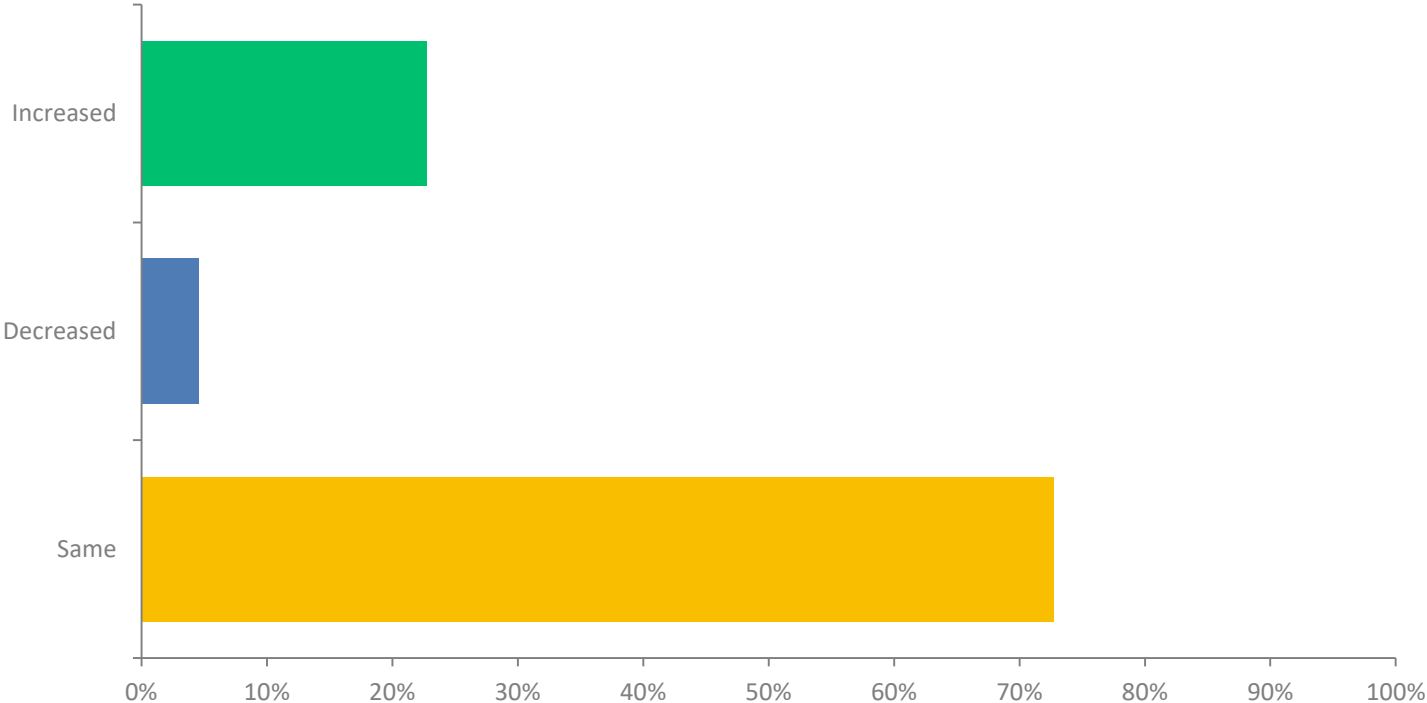
Q21: Regarding additional public assistance programs, how would you rate your overall satisfaction?

Answered: 19 Skipped: 3

ANSWER CHOICES	RESPONSES	
Extremely Satisfied	21.05%	4
Somewhat Satisfied	36.84%	7
Satisfied	26.32%	5
Somewhat Dissatisfied	15.79%	3
Extremely Dissatisfied	0%	0
TOTAL		19

Q26: Has your facility increased, decreased, or remained the same with respect to size over the last year?

Answered: 22 Skipped: 0



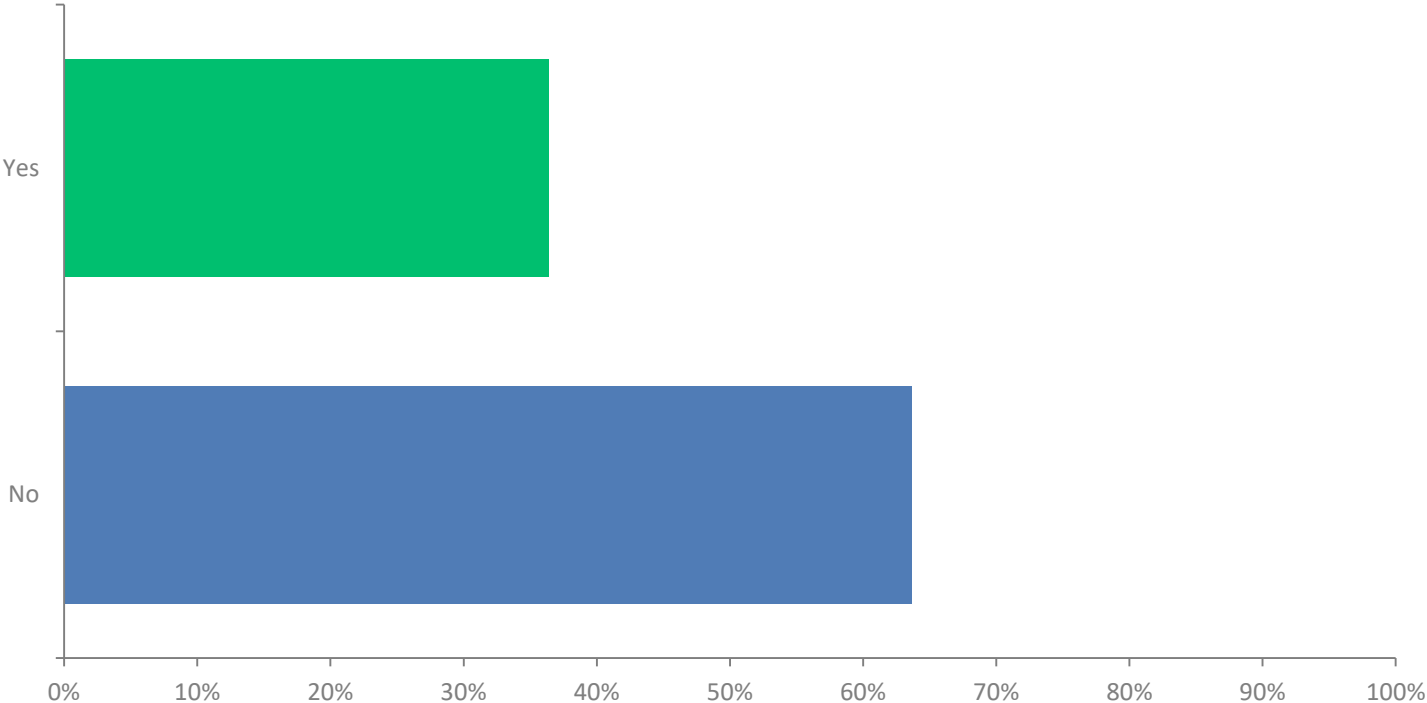
Q26: Has your facility increased, decreased, or remained the same with respect to size over the last year?

Answered: 22 Skipped: 0

ANSWER CHOICES	RESPONSES	
Increased	22.73%	5
Decreased	4.55%	1
Same	72.73%	16
TOTAL		22

Q27: Do you have plans to expand the size of your current home in the future?

Answered: 22 Skipped: 0



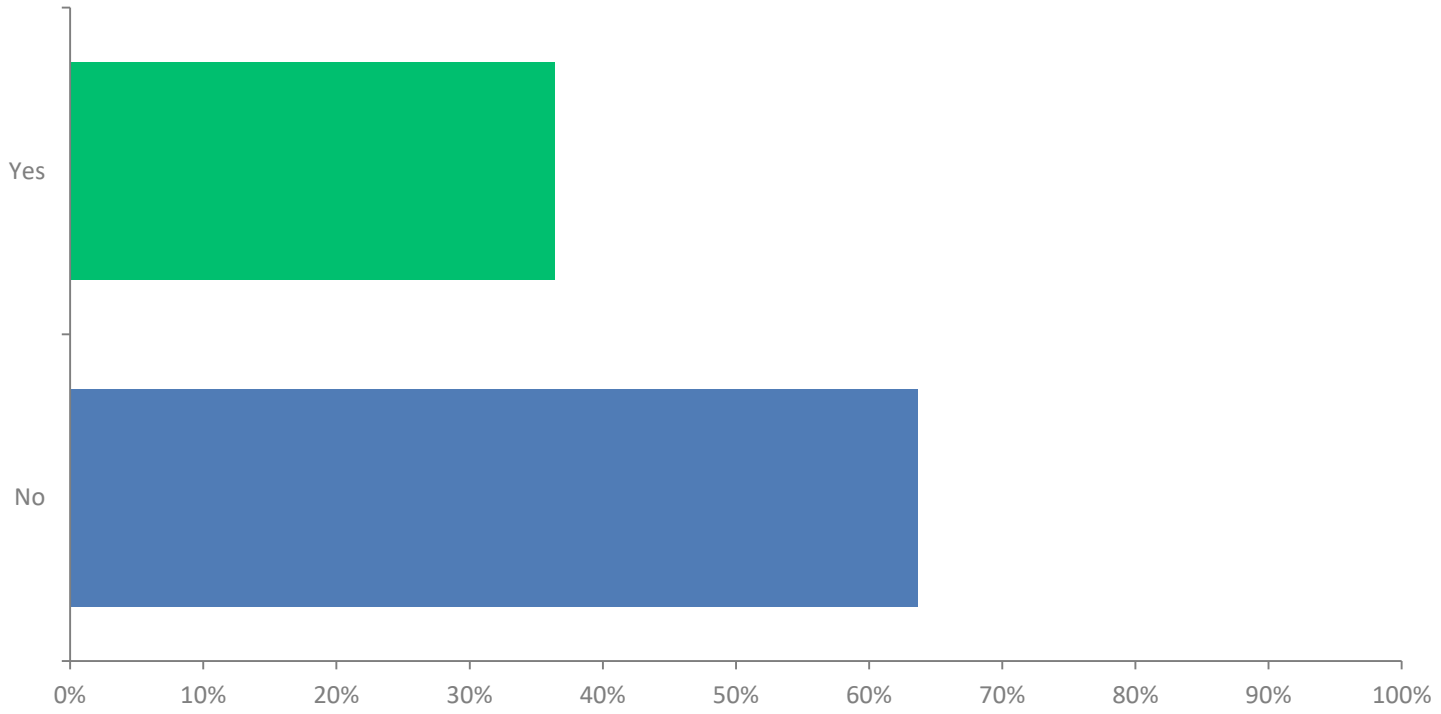
Q27: Do you have plans to expand the size of your current home in the future?

Answered: 22 Skipped: 0

ANSWER CHOICES	RESPONSES	
Yes	36.36%	8
No	63.64%	14
TOTAL		22

Q28: Has your business model changed over the last year to better address the assisted living needs of seniors?

Answered: 22 Skipped: 0



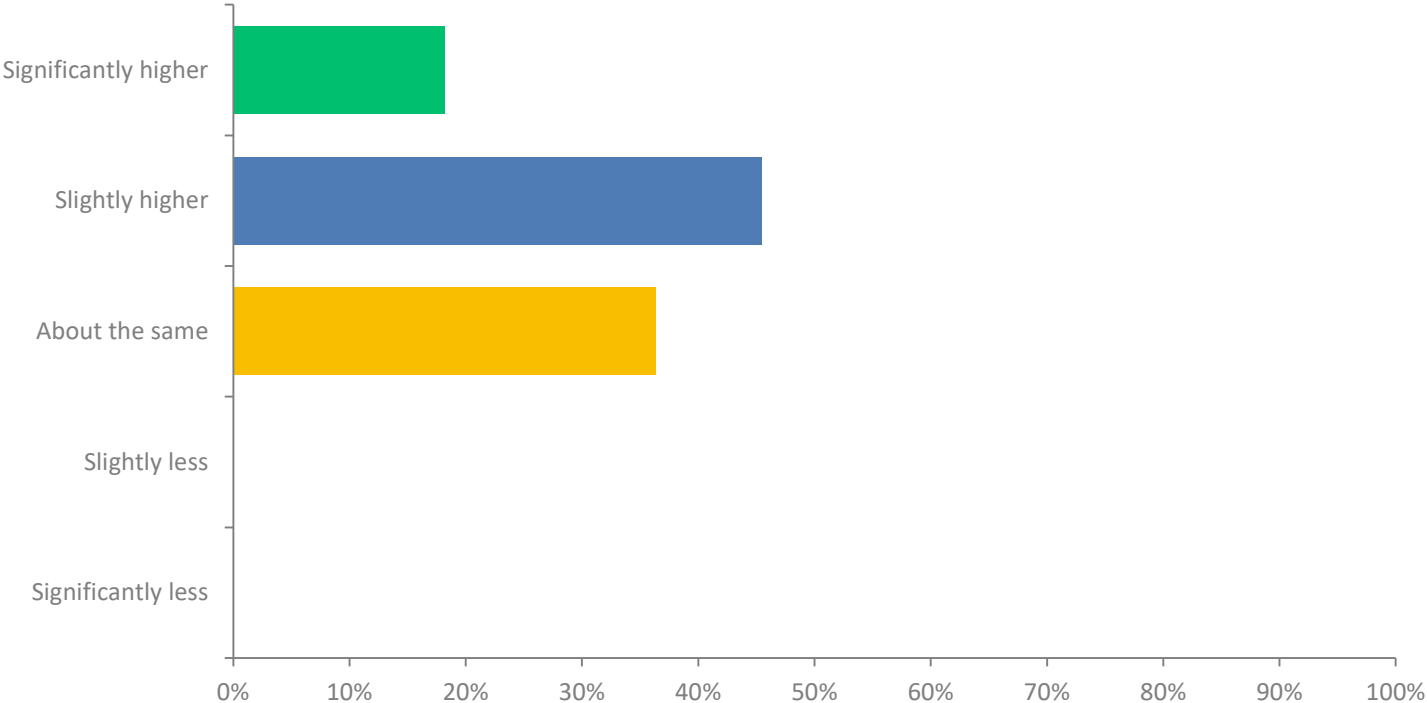
Q28: Has your business model changed over the last year to better address the assisted living needs of seniors?

Answered: 22 Skipped: 0

ANSWER CHOICES	RESPONSES	
Yes	36.36%	8
No	63.64%	14
TOTAL		22

Q29: Contrasting clients today, to previous years, how have levels of care changed in your opinion?

Answered: 22 Skipped: 0



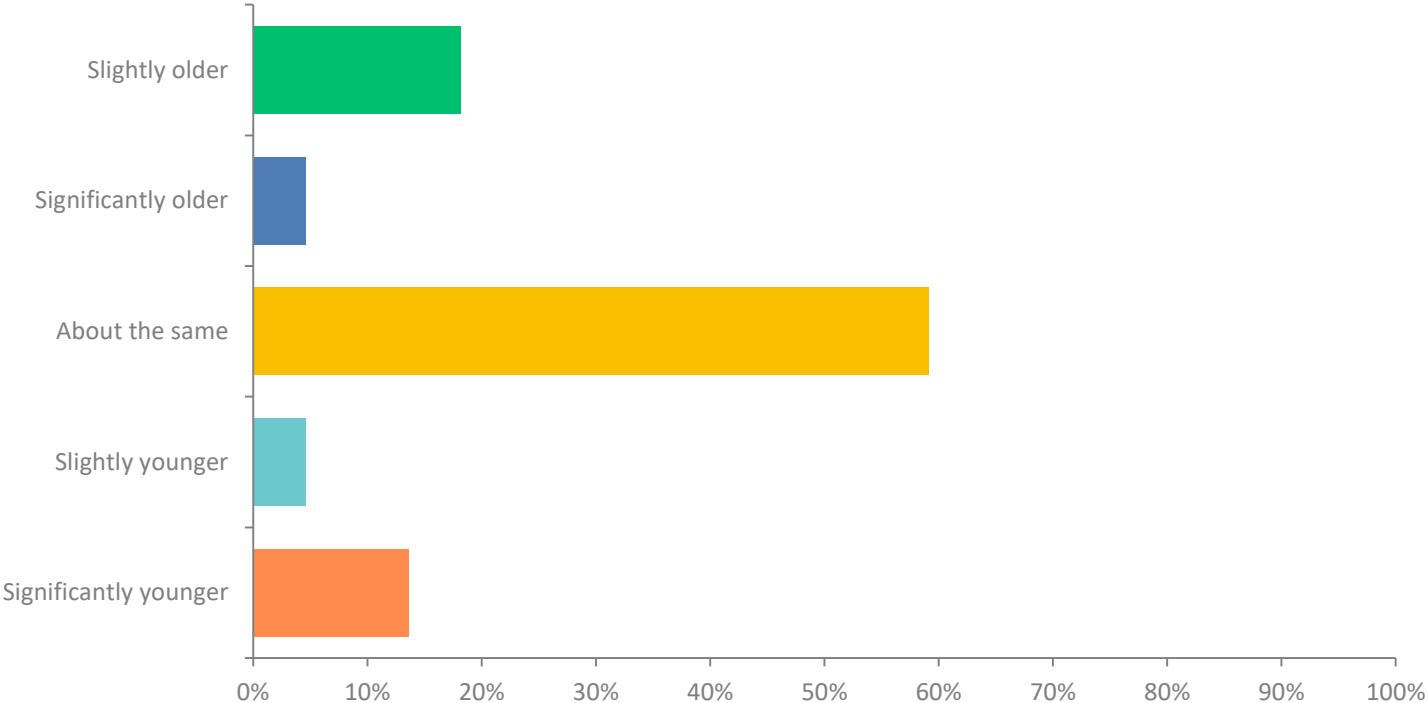
Q29: Contrasting clients today, to previous years, how have levels of care changed in your opinion?

Answered: 22 Skipped: 0

ANSWER CHOICES	RESPONSES	
Significantly higher	18.18%	4
Slightly higher	45.45%	10
About the same	36.36%	8
Slightly less	0%	0
Significantly less	0%	0
TOTAL		22

Q30: Over the last year, has the age of your residents changed in your home?

Answered: 22 Skipped: 0



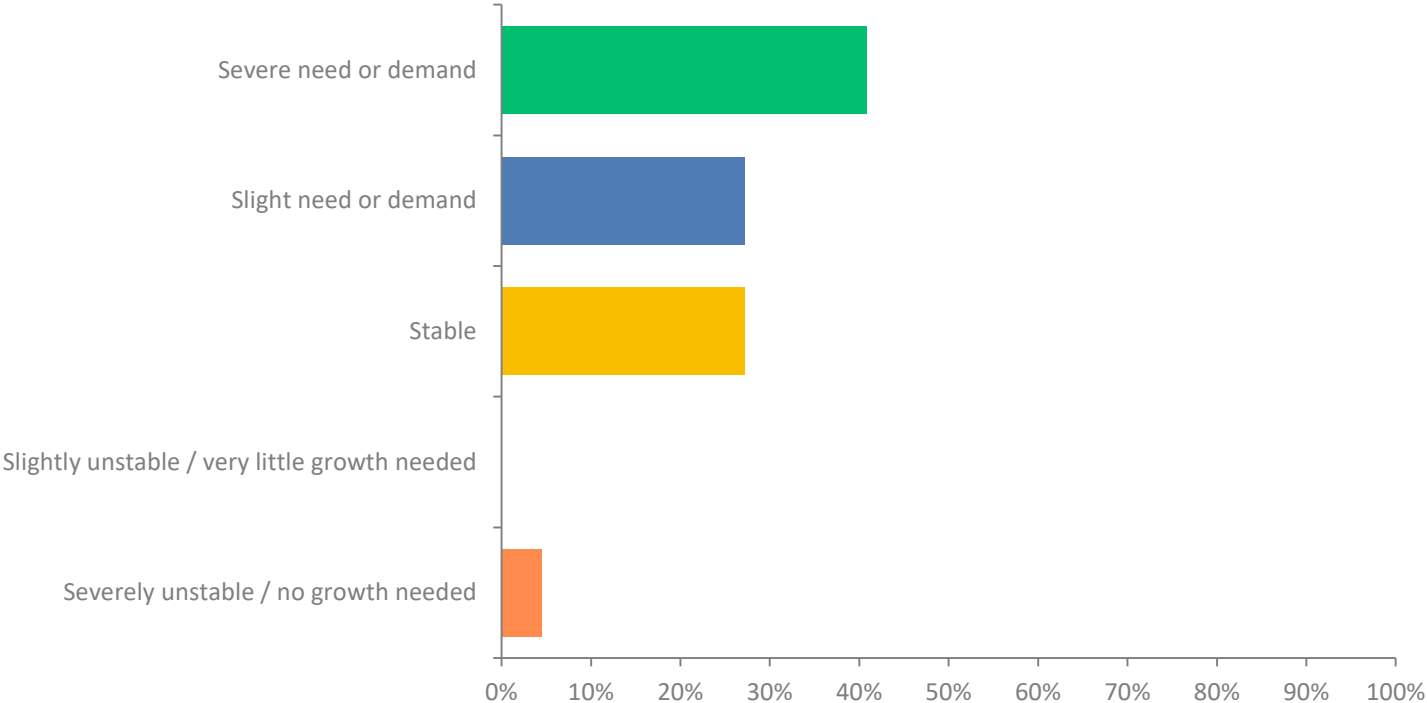
Q30: Over the last year, has the age of your residents changed in your home?

Answered: 22 Skipped: 0

ANSWER CHOICES	RESPONSES	
Slightly older	18.18%	4
Significantly older	4.55%	1
About the same	59.09%	13
Slightly younger	4.55%	1
Significantly younger	13.64%	3
TOTAL		22

Q31: How would you rate the assisted living market in the Municipality of Anchorage today?

Answered: 22 Skipped: 0



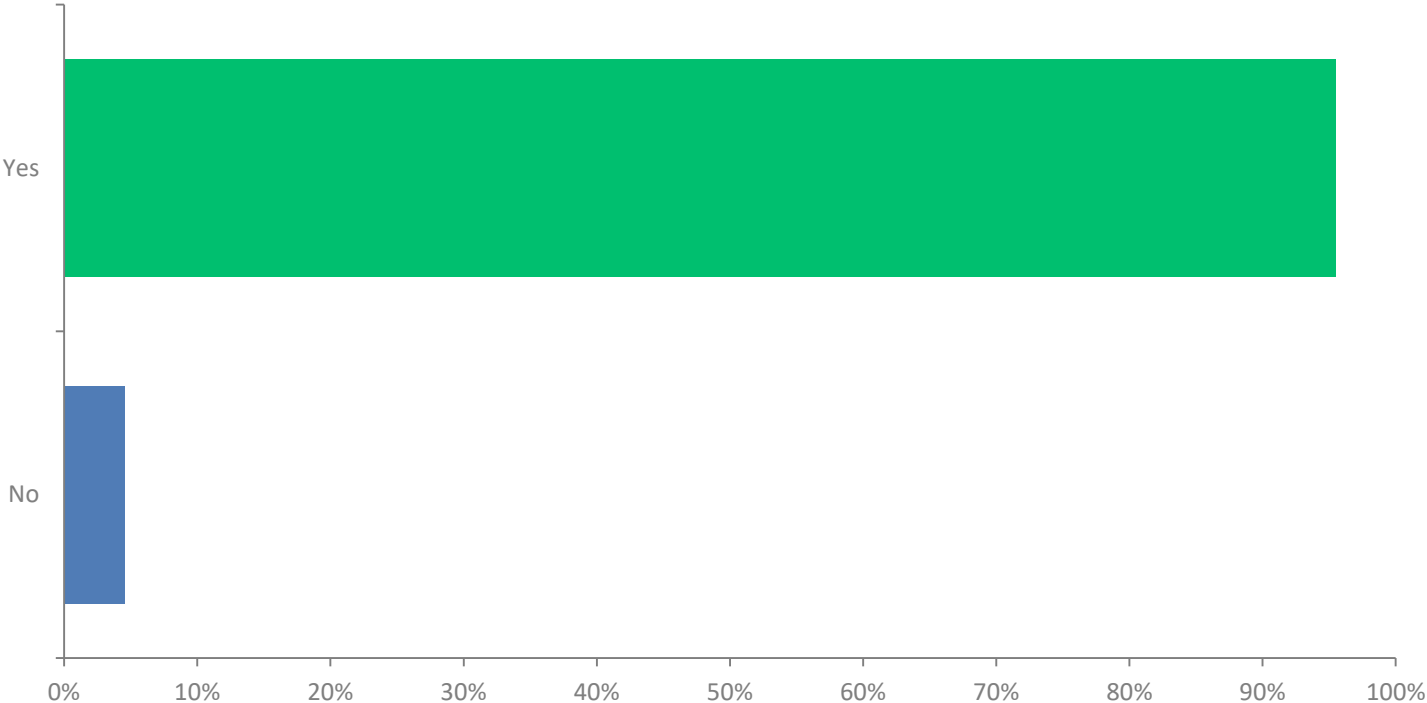
Q31: How would you rate the assisted living market in the Municipality of Anchorage today?

Answered: 22 Skipped: 0

ANSWER CHOICES	RESPONSES	
Severe need or demand	40.91%	9
Slight need or demand	27.27%	6
Stable	27.27%	6
Slightly unstable / very little growth needed	0%	0
Severely unstable / no growth needed	4.55%	1
TOTAL		22

Q34: Is your assisted living home fully accessible for the handicapped?

Answered: 22 Skipped: 0



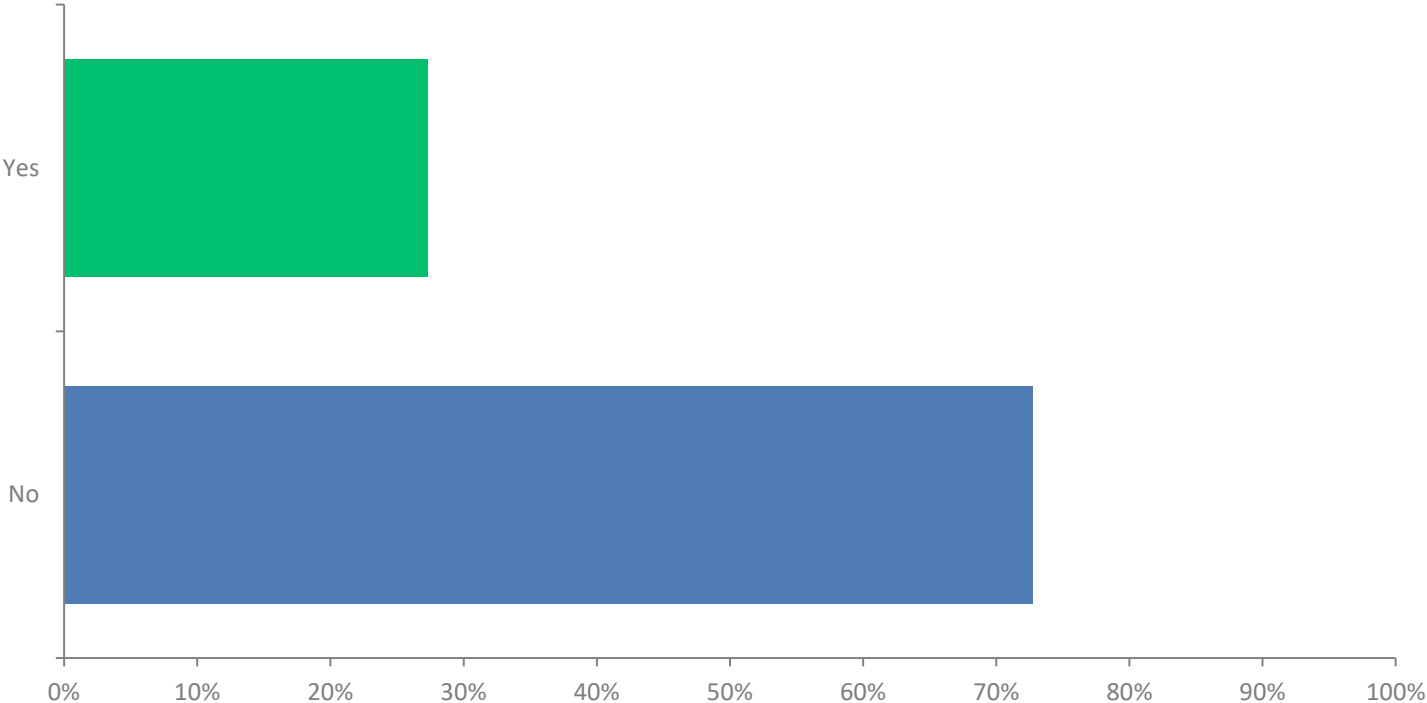
Q34: Is your assisted living home fully accessible for the handicapped?

Answered: 22 Skipped: 0

ANSWER CHOICES	RESPONSES	
Yes	95.45%	21
No	4.55%	1
TOTAL		22

Q35: Do you have elevators, chairlifts or similar items in your home to assist residents?

Answered: 22 Skipped: 0



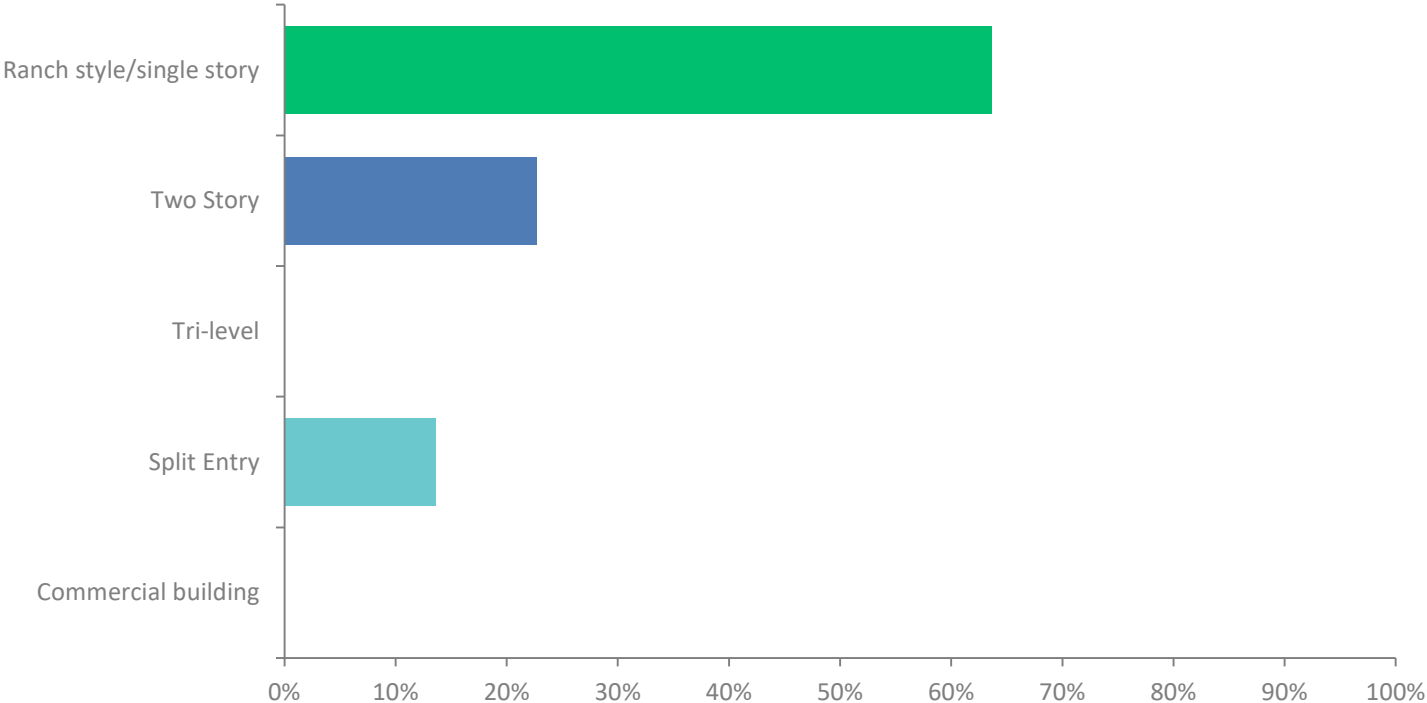
Q35: Do you have elevators, chairlifts or similar items in your home to assist residents?

Answered: 22 Skipped: 0

ANSWER CHOICES	RESPONSES	
Yes	27.27%	6
No	72.73%	16
TOTAL		22

Q36: What design style best describes your assisted living home?

Answered: 22 Skipped: 0



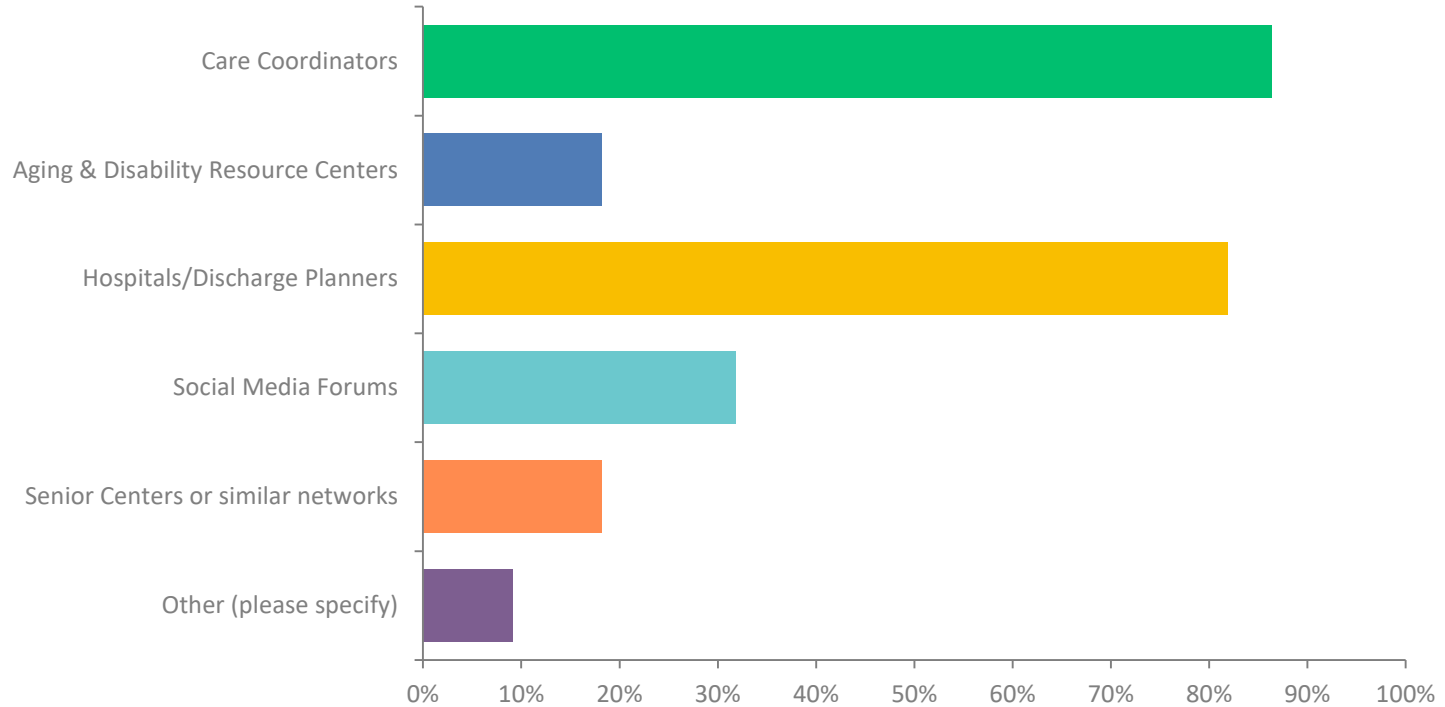
Q36: What design style best describes your assisted living home?

Answered: 22 Skipped: 0

ANSWER CHOICES	RESPONSES	
Ranch style/single story	63.64%	14
Two Story	22.73%	5
Tri-level	0%	0
Split Entry	13.64%	3
Commercial building	0%	0
TOTAL		22

Q37: How do you market your home to attract residents? (Check all that apply)

Answered: 22 Skipped: 0



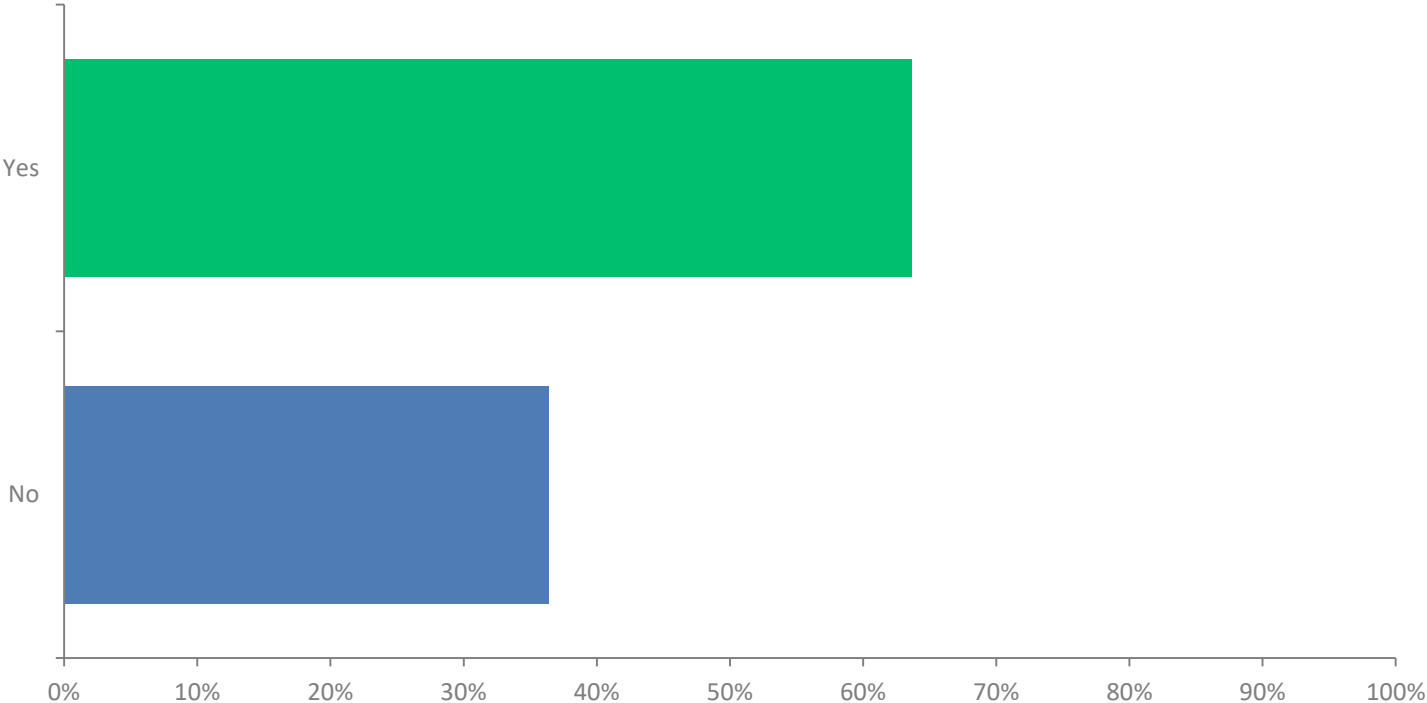
Q37: How do you market your home to attract residents? (Check all that apply)

Answered: 22 Skipped: 0

ANSWER CHOICES	RESPONSES	
Care Coordinators	86.36%	19
Aging & Disability Resource Centers	18.18%	4
Hospitals/Discharge Planners	81.82%	18
Social Media Forums	31.82%	7
Senior Centers or similar networks	18.18%	4
Other (please specify)	9.09%	2
TOTAL		54

Q38: Are you able to accommodate the needs of memory care patients who may experience challenging behaviors, such as wandering or more?

Answered: 22 Skipped: 0



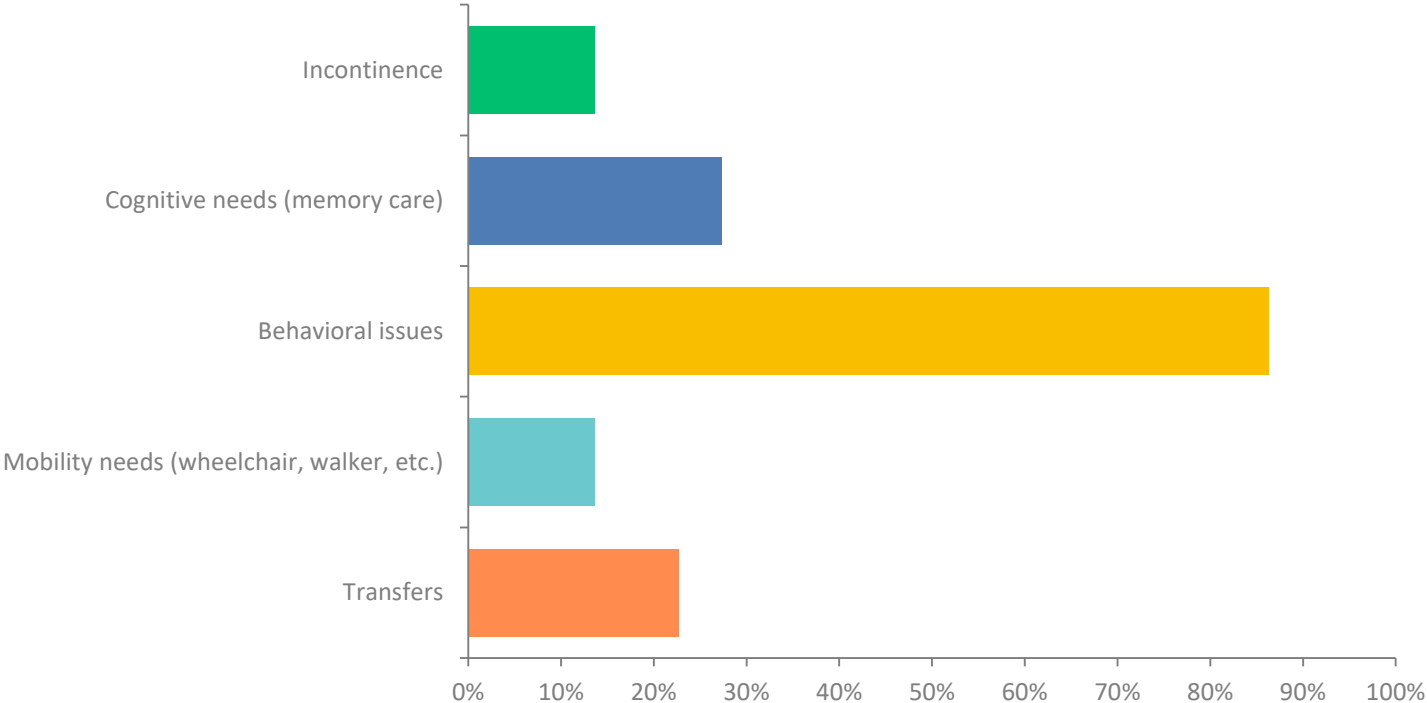
Q38: Are you able to accommodate the needs of memory care patients who may experience challenging behaviors, such as wandering or more?

Answered: 22 Skipped: 0

ANSWER CHOICES	RESPONSES	
Yes	63.64%	14
No	36.36%	8
TOTAL		22

Q40: Under which medical condition would a senior be discharged as service needs exceed the capacity of your home?

Answered: 22 Skipped: 0



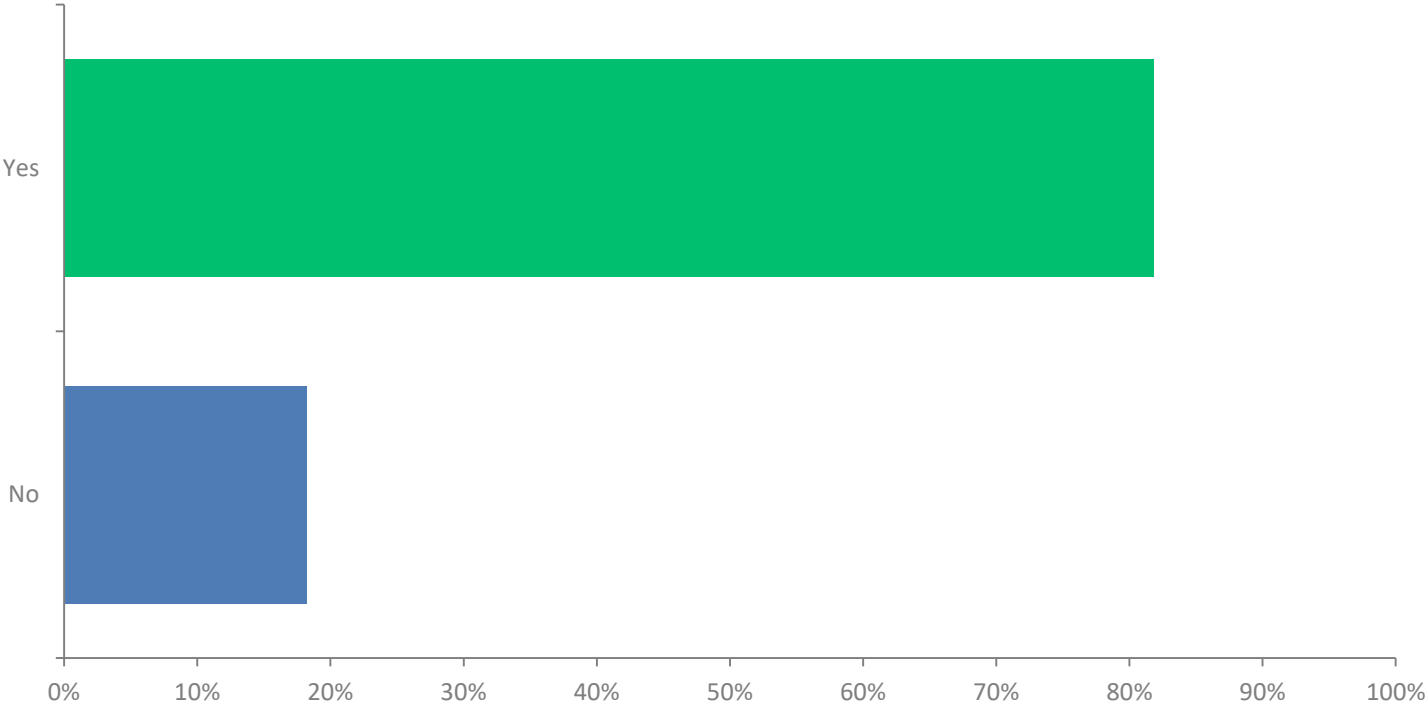
Q40: Under which medical condition would a senior be discharged as service needs exceed the capacity of your home?

Answered: 22 Skipped: 0

ANSWER CHOICES	RESPONSES	
Incontinence	13.64%	3
Cognitive needs (memory care)	27.27%	6
Behavioral issues	86.36%	19
Mobility needs (wheelchair, walker, etc.)	13.64%	3
Transfers	22.73%	5
TOTAL		36

Q44: Have you encountered difficult over the past year attracting or securing staff?

Answered: 22 Skipped: 0



Q44: Have you encountered difficult over the past year attracting or securing staff?

Answered: 22 Skipped: 0

ANSWER CHOICES	RESPONSES	
Yes	81.82%	18
No	18.18%	4
TOTAL		22

Q47: How would you rate our survey?

Answered: 22 Skipped: 0



Q47: How would you rate our survey?

Answered: 22 Skipped: 0

	1	2	3	4	5	TOTAL	WEIGHTED AVERAGE
★	4.55%	4.55%	9.09%	54.55%	27.27%	22	3.95
	1	1	2	12	6		
