

Notices of Foreclosure Action (Trustee Deeds) by Community

1Q2013 - 3Q2023



Year	Qtr	Anchorage	Bethel	Fairbanks	Juneau	Kenai	Ketchikan	Kodiak	Mat-Su	Sitka	Rest of State	Grand Total
2013	Q1	87	3	45	5	22	3	3	74	4	18	264
	Q2	89	3	65	8	21	6	1	56	0	21	270
	Q3	84	2	81	1	27	2	1	72	1	29	300
	Q4	71	1	65	2	22	9	0	61	8	62	301
Total		331	9	256	16	92	20	5	263	13	130	1135
2014	Q1	81	0	52	5	23	2	1	68	1	24	257
	Q2	83	2	69	3	25	5	1	72	0	26	286
	Q3	80	1	83	3	28	3	1	53	1	22	275
	Q4	73	4	41	6	17	5	0	75	3	26	250
Total		317	7	245	17	93	15	3	268	5	98	1068
2015	Q1	51	6	59	0	17	8	0	32	0	13	186
	Q2	47	1	40	1	15	6	0	51	2	9	172
	Q3	58	2	74	4	8	4	2	34	1	13	200
	Q4	46	0	39	7	14	14	4	63	2	19	208
Total		202	9	212	12	54	32	6	180	5	54	766
2016	Q1	64	0	22	1	15	1	2	39	1	7	152
	Q2	57	1	37	5	12	2	2	51	3	14	184
	Q3	52	1	57	4	20	3	2	43	0	19	201
	Q4	52	4	42	5	13	4	0	66	2	19	207
Total		225	6	158	15	60	10	6	199	6	59	744
2017	Q1	62	2	37	2	13	8	0	37	2	14	177
	Q2	61	1	47	1	17	0	1	45	3	14	190
	Q3	68	3	63	3	16	0	2	44	0	18	217
	Q4	58	3	34	4	17	0	2	69	0	17	204
Total		249	9	181	10	63	8	5	195	5	63	788
2018	Q1	62	0	26	5	4	0	0	34	1	15	147
	Q2	56	1	29	2	15	0	4	39	1	23	170
	Q3	73	0	36	3	16	0	1	48	0	16	193
	Q4	81	1	64	4	18	0	1	35	3	17	224
Total		272	2	155	14	53	0	6	156	5	71	734
2019	Q1	52	0	28	3	4	0	2	41	1	18	149
	Q2	53	0	38	8	12	0	2	52	2	18	185
	Q3	61	0	54	2	17	0	2	43	0	18	197
	Q4	73	2	21	1	17	0	1	63	2	18	198
Total		239	2	141	14	50	0	7	199	5	72	729
2020	Q1	64	0	20	2	9	0	1	40	2	9	147
	Q2	14	0	6	1	12	0	0	14	0	11	58
	Q3	27	4	30	0	13	0	1	14	0	9	98
	Q4	24	0	15	0	6	0	1	33	0	13	92
Total		129	4	71	3	40	0	3	101	2	42	395
2021	Q1	27	0	11	3	13	0	1	16	1	6	78
	Q2	30	0	16	1	4	0	1	20	3	9	84
	Q3	28	0	41	0	11	0	1	23	2	9	115
	Q4	39	0	7	0	11	0	0	27	1	12	97
Total		124	0	75	4	39	0	3	86	7	36	374
2022	Q1	29	0	9	1	5	0	1	17	0	7	69
	Q2	36	0	22	1	7	0	2	16	0	17	101
	Q3	58	3	15	1	9	0	0	22	1	23	132
	Q4	58	0	37	3	8	0	1	57	0	20	184
Total		181	3	83	6	29	0	4	112	1	67	486
2023	Q1	21	0	7	1	1	0	0	2	0	2	34
	Q2	8	0	7	0	0	0	0	5	0	1	21
	Q3	38	2	14	4	2	0	2	22	0	6	90
	Q4											
Total		67	2	28	5	3	0	2	29	0	9	145

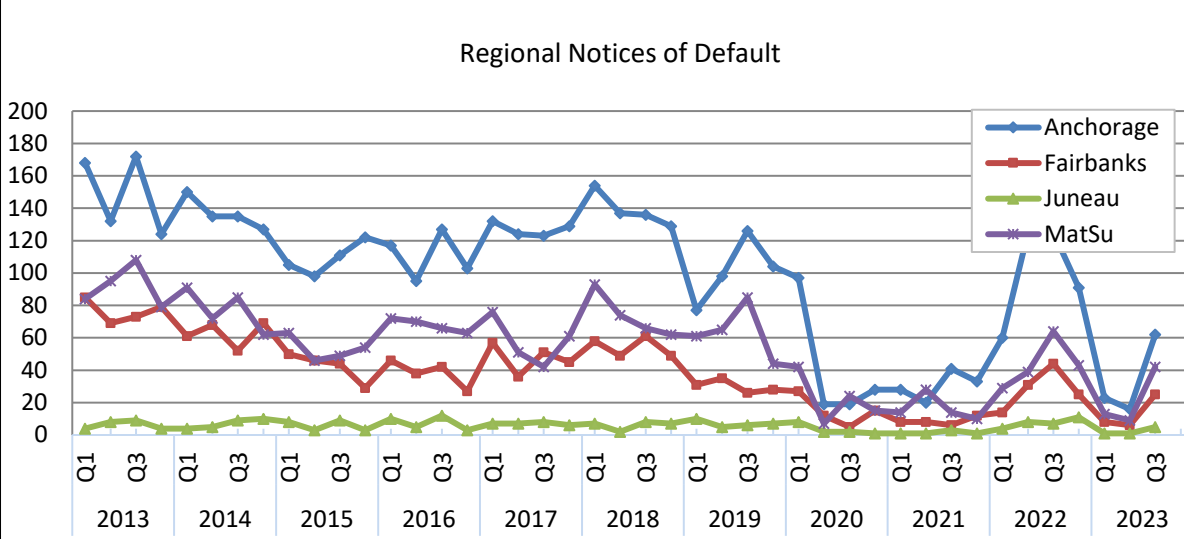
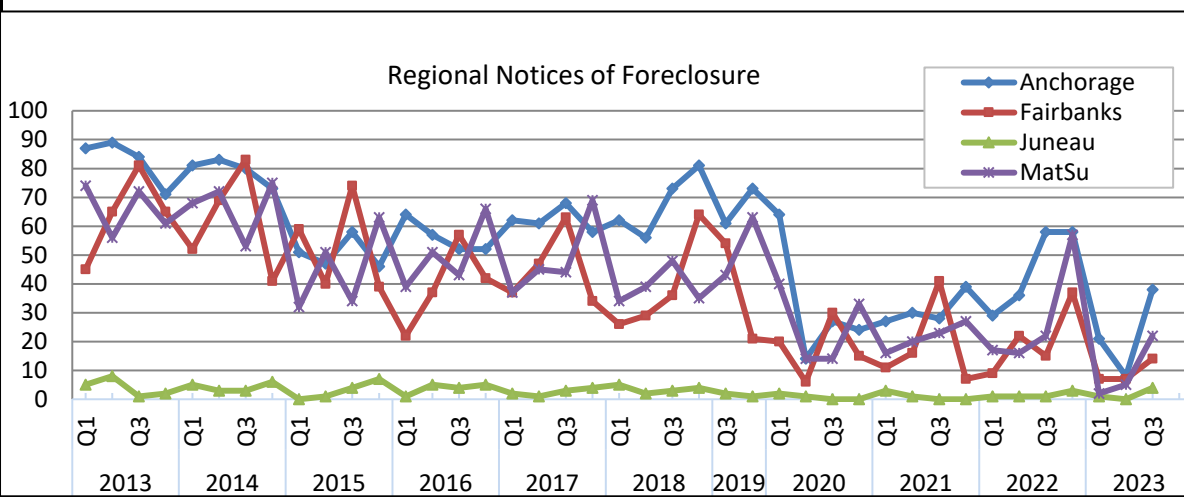
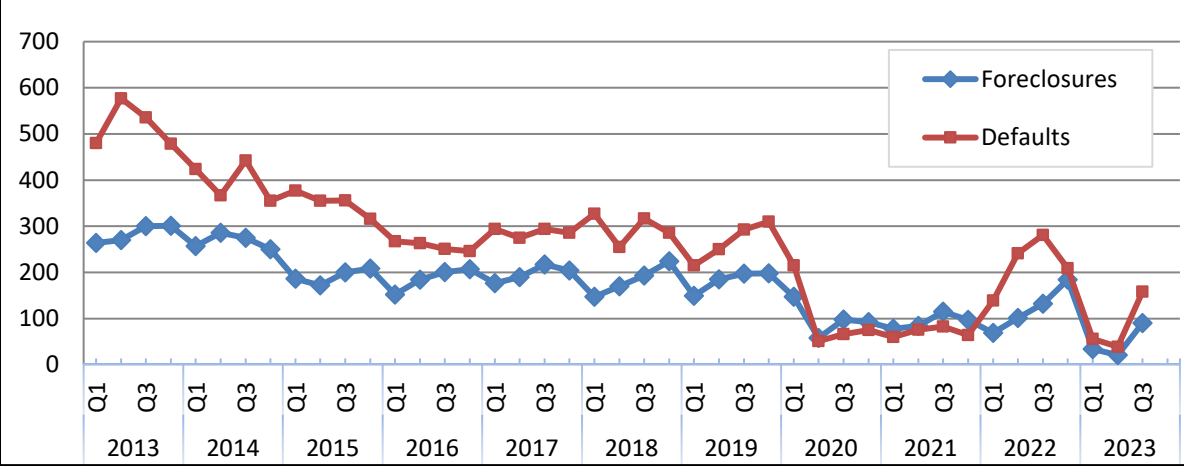
Notices of Default by Community

1Q2013 - 3Q2023



Year	Qtr	Anchorage	Bethel	Fairbanks	Juneau	Kenai	Ketchikan	Kodiak	Mat-Su	Sitka	Rest of State	Grand Total
2013	Q1	168	3	85	4	44	6	5	84	2	23	480
	Q2	132	2	69	8	25	12	1	95	2	21	577
	Q3	172	2	73	9	30	5	2	108	1	40	536
	Q4	124	4	79	4	27	3	3	79	1	31	479
Total		596	11	306	25	126	26	11	366	6	115	2072
2014	Q1	150	3	61	4	27	11	2	91	3	25	424
	Q2	135	1	68	5	30	10	3	72	5	26	367
	Q3	135	5	52	9	35	7	1	85	3	24	442
	Q4	127	3	69	10	17	3	0	62	6	19	355
Total		547	12	250	28	109	31	6	310	17	94	1588
2015	Q1	105	1	50	8	17	2	1	63	2	18	377
	Q2	98	1	46	3	16	8	4	46	6	35	355
	Q3	111	1	44	9	16	2	1	49	4	14	356
	Q4	122	3	29	3	19	8	1	54	1	6	316
Total		436	6	169	23	68	20	7	212	13	73	1404
2016	Q1	117	1	46	10	21	3	5	72	1	18	267
	Q2	95	7	38	5	24	13	3	70	0	20	263
	Q3	127	3	42	12	18	9	1	66	3	13	251
	Q4	103	2	27	3	22	9	2	63	3	18	246
Total		442	13	153	30	85	34	11	271	7	69	1027
2017	Q1	132	3	57	7	19	6	4	76	1	22	294
	Q2	124	2	36	7	19	0	1	51	0	15	275
	Q3	123	1	51	8	25	0	2	42	1	26	294
	Q4	129	0	45	6	17	0	4	61	6	18	286
Total		508	6	189	28	80	6	11	230	8	81	1149
2018	Q1	154	1	58	7	27	0	6	93	2	22	327
	Q2	137	1	49	2	26	0	4	74	0	34	255
	Q3	136	1	61	8	19	0	3	66	3	20	317
	Q4	129	1	49	7	25	0	7	62	2	28	286
Total		556	4	217	24	97	0	20	295	7	104	1185
2019	Q1	77	1	31	10	11	0	6	61	2	16	215
	Q2	98	1	35	5	22	0	3	65	0	21	250
	Q3	126	2	26	6	23	0	4	85	2	19	293
	Q4	104	2	28	7	21	0	2	44	2	11	310
Total		405	6	120	28	77	0	15	255	6	67	1068
2020	Q1	97	0	27	8	21	0	5	42	2	13	215
	Q2	19	0	12	2	4	0	0	7	0	7	51
	Q3	19	0	5	2	7	0	0	24	2	7	66
	Q4	28	0	15	1	11	0	0	15	0	5	75
Total		163	0	59	13	43	0	5	88	4	32	407
2021	Q1	28	0	8	1	3	0	2	14	0	4	60
	Q2	20	0	8	1	12	0	0	28	2	5	76
	Q3	41	0	6	3	10	0	0	14	2	7	83
	Q4	33	1	12	1	3	0	0	10	0	4	64
Total		122	1	34	6	28	0	2	66	4	20	283
2022	Q1	60	0	14	4	16	0	2	29	0	14	139
	Q2	125	4	31	8	15	0	2	39	1	16	241
	Q3	125	3	44	7	16	0	3	64	3	16	281
	Q4	91	0	25	11	14	0	1	43	0	24	209
Total		401	7	114	30	61	0	8	175	4	70	870
2023	Q1	23	0	8	1	5	0	0	13	0	6	56
	Q2	16	1	6	1	2	0	0	9	0	4	39
	Q3	62	3	25	5	9	0	0	42	4	8	158
	Q4											
Total		101	4	39	7	16	0	0	64	4	18	253

Notices of Foreclosure and Default  
 Quarterly Totals, and Regional Comparisons  
 1Q2013 - 3Q2023



Source: Alaska Department of Natural Resources, Recorder's Office; Alaska Department of Labor and Workforce Development, Research and Analysis Section